



LEMBAGA  
PENJAMIN  
SIMPANAN

Indonesia  
Deposit  
Insurance  
Corporation

# Distribusi Simpanan Bank Umum

**September 2016**

# DAFTAR ISI

|   |               |    |
|---|---------------|----|
| Keterangan  |               | 2  |
| 1. Pertumbuhan Total Simpanan dan Jumlah Rekening pada Bank Umum                        |               | 3  |
| Total Simpanan dan Jumlah Rekening  | Tabel 1       | 3  |
| Pertumbuhan Total Simpanan dan Jumlah Rekening  | Grafik 1      | 3  |
| Tabel Pertumbuhan Simpanan dan Jumlah Rekening Year on Year                             | Tabel 1.1     | 4  |
| 2. Distribusi Total Simpanan dan Jumlah Rekening Berdasarkan Jenis Simpanan             |               | 5  |
| 2.1. Total Simpanan dan Jumlah Rekening Berdasarkan Jenis Simpanan dan Valuta           | Tabel 2       | 5  |
| 2.2. Distribusi Total Simpanan dan Jumlah Rekening Berdasarkan Jenis Simpanan           |               | 6  |
| Distribusi Total Simpanan Berdasarkan Jenis Simpanan                                    | Grafik 2a     | 6  |
| Distribusi Jumlah Rekening Berdasarkan jenis Simpanan                                   | Grafik 2b     | 6  |
| 2.3. Dana Pihak ketiga Berdasarkan Jumlah Simpanan dan Valuta                           | Tabel 3       | 7  |
| 2.4. Distribusi Nominal dan Rekening Dana Pihak Ketiga Berdasarkan Jenis Simpanan       |               | 8  |
| Distribusi Nominal dan Rekening Dana Pihak Ketiga Berdasarkan Jenis Simpanan            | Grafik 3a, 3b | 8  |
| 2.5. Simpanan Dari Bank Lain Berdasarkan Jenis Simpanan dan Valuta                      | Tabel 4       | 9  |
| 2.6. Distribusi Nominal dan Rekening Simpanan dari Bank Lain Berdasarkan Jenis Simpanan | Grafik 4a, 4b | 10 |
| 3. Distribusi Simpanan Berdasarkan Segmen Nominal Simpanan                              |               | 11 |
| 3.1. Total Simpanan Berdasarkan Segmen Nominal dan Valuta                               | Tabel 5       | 11 |
| 3.2. Dana Pihak Ketiga Berdasarkan Segmen Nominal dan Valuta                            | Tabel 6       | 12 |
| 3.3. Simpanan dari Bank Lain berdasarkan Segmen Nominal dan Valuta                      | Tabel 7       | 13 |
| 4. Distribusi Simpanan Berdasarkan Besaran Nilai Simpanan dan Valuta                    |               | 14 |
| 4.1. Total Simpanan berdasarkan Besaran Nilai Simpanan dan Valuta                       | Tabel 8       | 14 |
| 4.2. Dana Pihak Ketiga berdasarkan Besaran Nilai Simpanan dan Valuta                    | Tabel 9       | 15 |
| 4.3. Simpanan dari Bank Lain berdasarkan Besaran Nilai Simpanan dan Valuta              | Tabel 10      | 16 |
| 5. Distribusi Dana Pihak Ketiga dan Simpanan dari Bank Lain Yang Dijamin                |               | 17 |
| 5.1. Total Simpanan dan Distribusi Total Simpanan yang Dijamin dan Valuta               | Tabel 11      | 17 |
| Distribusi Total Simpanan Berdasarkan Simpanan yang Dijamin                             | Grafik 5      | 17 |
| 5.2. Dana Pihak Ketiga Berdasarkan Simpanan yang Dijamin dan Valuta                     | Tabel 12      | 18 |
| Distribusi Dana Pihak Ketiga Berdasarkan Simpanan yang Dijamin dan Valuta               | Grafik 6      | 18 |
| 5.3. Simpanan Dari Bank Lain Berdasarkan Simpanan yang Dijamin dan Valuta               | Tabel 13      | 19 |
| Distribusi DPK berdasarkan Simpanan yang Dijamin dan Valuta                             | Grafik 7      | 19 |

## KETERANGAN

### Sumber Data

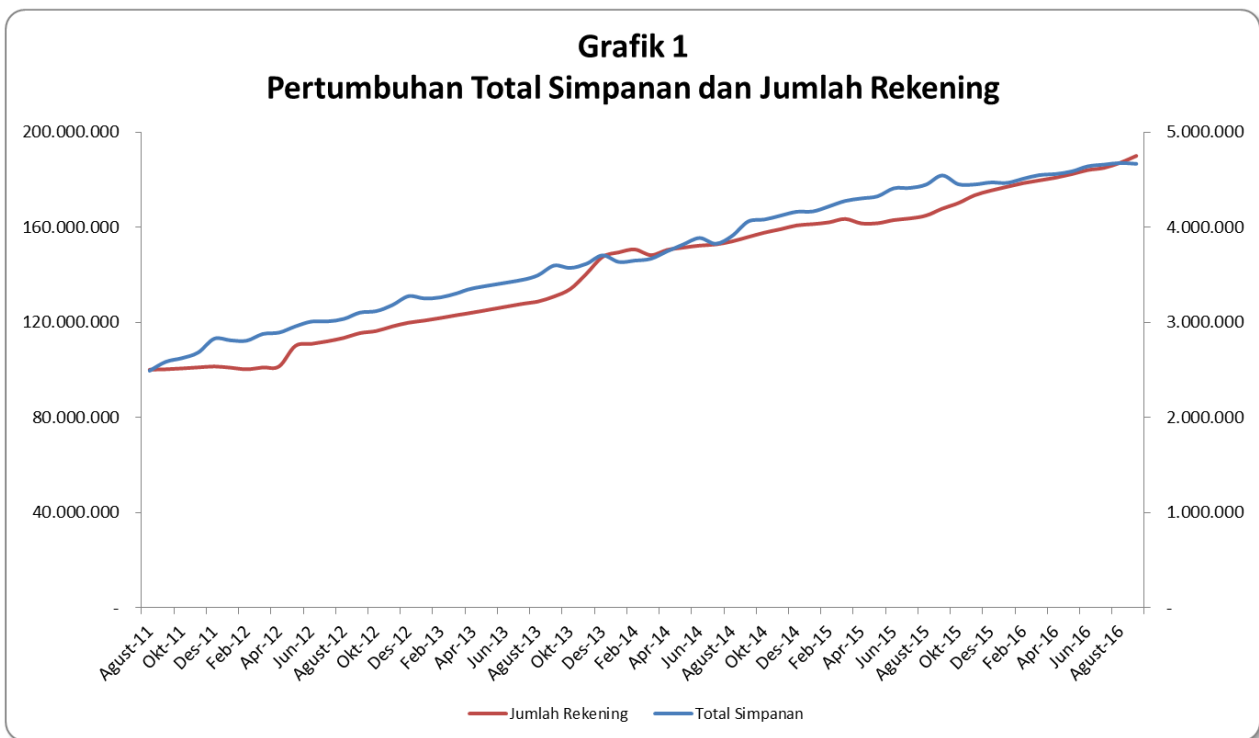
- Data yang digunakan bersumber dari Laporan Posisi Simpanan yang disampaikan oleh bank umum kepada Lembaga Penjamin Simpanan.
- Jumlah bank umum:
  - a. Bank Umum Konvensional : 105
  - b. Bank Umum Syariah : 13
- Terdapat 1 bank umum konvensional yaitu PT Bank Aceh yang mendapatkan izin perubahan kegiatan usaha oleh OJK sesuai dengan salinan keputusan Dewan Komisiner OJK Nomor Kep-44/D.03/2016 tentang Pemberian Izin Perubahan Kegiatan Usaha Bank Umum Konvensional Menjadi Bank Umum Syariah PT Bank Aceh.  
Sehingga jumlah bank umum konvensional berkurang 1 menjadi 105 bank dan bank umum syariah bertambah 1 bank menjadi 13 bank dengan jumlah bank tetap yaitu 118 bank.

### Definisi

- *Simpanan* meliputi dana pihak ketiga dan simpanan dari bank lain.
- *Simpanan Yang Dijamin* meliputi:
  - a. seluruh simpanan yang nominalnya  $\leq$  Rp2 Miliar;
  - b. proporsi simpanan yang dijamin (Rp2 Miliar) dari seluruh simpanan dengan nominal di atas Rp2 Miliar.
- *Besaran Nilai Simpanan Yang Dijamin* adalah Rp2 Milyar per nasabah per bank sebagaimana diatur dalam Peraturan Pemerintah No. 66 Tahun 2008.

# 1. PERTUMBUHAN TOTAL SIMPANAN DAN JUMLAH REKENING PADA BANK UMUM

| Tabel 1                            |             |                     |             |                     |             |                     |             |                     |             |                     |
|------------------------------------|-------------|---------------------|-------------|---------------------|-------------|---------------------|-------------|---------------------|-------------|---------------------|
| Total Simpanan dan Jumlah Rekening |             |                     |             |                     |             |                     |             |                     |             |                     |
| Bulan                              | 2012        |                     | 2013        |                     | 2014        |                     | 2015        |                     | 2016        |                     |
|                                    | Rekening    | Nominal (Rp Miliar) | Rekening    | Nominal (Rp Miliar) | Rekening    | Nominal (Rp Miliar) | Rekening    | Nominal (Rp Miliar) | Rekening    | Nominal (Rp Miliar) |
| Januari                            | 100.995.991 | 2.812.389           | 120.846.777 | 3.253.000           | 149.530.751 | 3.637.382           | 161.428.538 | 4.168.841           | 177.136.780 | 4.468.860           |
| Februari                           | 100.339.507 | 2.809.349           | 121.930.266 | 3.265.247           | 150.736.550 | 3.651.574           | 162.168.106 | 4.222.482           | 178.672.201 | 4.512.757           |
| Maret                              | 101.097.601 | 2.879.534           | 123.124.821 | 3.307.495           | 148.368.994 | 3.671.553           | 163.591.483 | 4.279.063           | 179.821.600 | 4.550.907           |
| April                              | 101.531.209 | 2.894.013           | 124.229.263 | 3.360.138           | 150.569.713 | 3.749.915           | 161.703.787 | 4.305.689           | 180.940.127 | 4.562.449           |
| Mei                                | 110.120.237 | 2.958.972           | 125.424.329 | 3.399.580           | 151.524.434 | 3.822.525           | 161.794.457 | 4.327.966           | 182.436.133 | 4.589.453           |
| Juni                               | 111.011.366 | 3.010.181           | 126.795.614 | 3.434.159           | 152.378.966 | 3.889.318           | 163.120.385 | 4.411.687           | 184.178.717 | 4.643.511           |
| Juli                               | 112.124.718 | 3.011.850           | 127.809.412 | 3.447.375           | 152.859.205 | 3.828.767           | 163.802.232 | 4.415.367           | 185.076.206 | 4.661.705           |
| Agustus                            | 113.534.001 | 3.037.803           | 128.817.609 | 3.496.756           | 154.140.288 | 3.910.281           | 165.008.829 | 4.451.403           | 187.238.920 | 4.678.284           |
| September                          | 115.525.552 | 3.104.251           | 130.943.737 | 3.599.133           | 155.974.513 | 4.062.918           | 167.924.825 | 4.546.948           | 190.121.579 | 4.669.888           |
| Oktober                            | 116.426.607 | 3.119.552           | 134.082.846 | 3.574.573           | 157.829.886 | 4.084.023           | 170.285.831 | 4.454.912           |             |                     |
| Nopember                           | 118.364.092 | 3.182.867           | 140.527.064 | 3.617.855           | 159.273.484 | 4.124.111           | 173.560.667 | 4.452.224           |             |                     |
| Desember                           | 119.917.930 | 3.277.154           | 147.626.510 | 3.706.609           | 160.867.462 | 4.165.300           | 175.501.916 | 4.473.772           |             |                     |



| Tabel 1.1  |             |                        |            |            |                      |            |
|--|-------------|------------------------|------------|------------|----------------------|------------|
| Pertumbuhan Total Simpanan dan Jumlah Rekening<br>Year On Year |             |                        |            |            |                      |            |
| Tahun  | Rekening    | Nominal<br>(Rp Miliar) | Rekening   |            | Nominal              |            |
|  |             |                        | $\Delta$   | % $\Delta$ | $\Delta$ (Rp Milyar) | % $\Delta$ |
| 2012   | 119.917.930 | 3.277.154              | 18.414.366 | 18,14%     | 446.832              | 15,79%     |
| 2013   | 147.626.510 | 3.706.609              | 27.708.580 | 23,11%     | 429.455              | 13,10%     |
| 2014   | 160.867.462 | 4.165.300              | 13.240.952 | 8,97%      | 458.691              | 12,37%     |
| 2015   | 175.501.916 | 4.473.772              | 14.634.454 | 9,10%      | 308.472              | 7,41%      |
| 2016   | 190.121.579 | 4.669.888              | 14.619.663 | 8,33%      | 196.115              | 4,38%      |

\*) Data sampai dengan September 2016

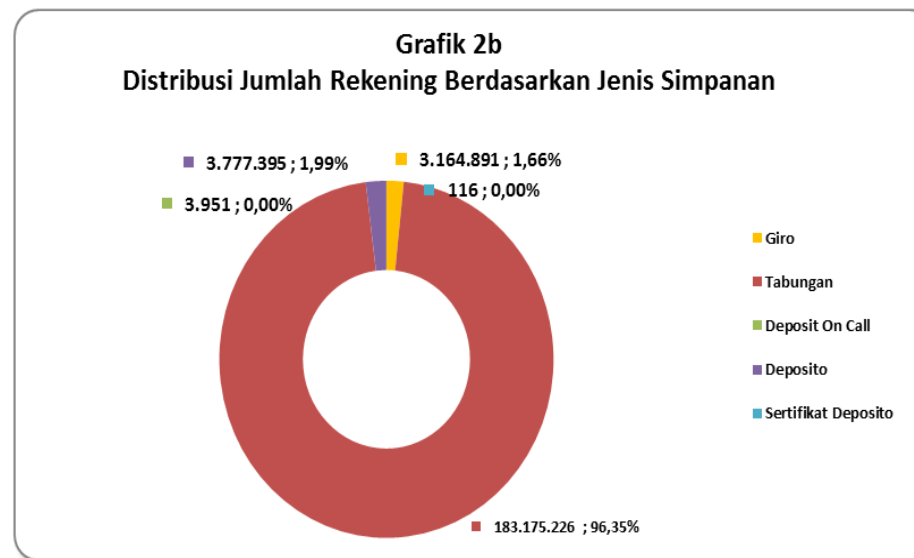
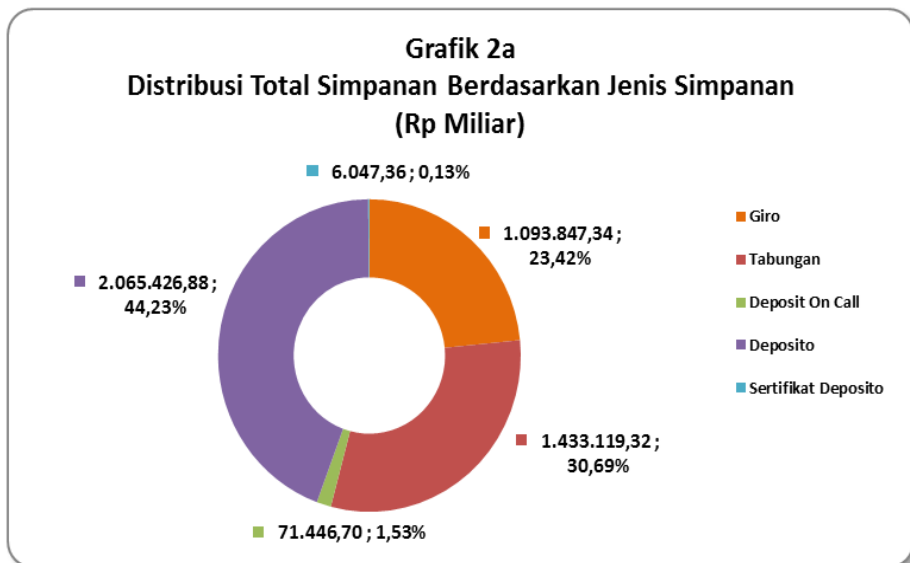
## 2. DISTRIBUSI TOTAL SIMPANAN DAN JUMLAH REKENING BERDASARKAN JENIS SIMPANAN

### 2.1. Total Simpanan dan Jumlah Rekening Berdasarkan Jenis Simpanan dan Valuta

| Tabel 2  |                    |                |                        |                |                    |                |                        |                |                  |               |                          |                |
|--|--------------------|----------------|------------------------|----------------|--------------------|----------------|------------------------|----------------|------------------|---------------|--------------------------|----------------|
| Total Simpanan Berdasarkan Jenis Simpanan dan Valuta |                    |                |                        |                |                    |                |                        |                |                  |               |                          |                |
| Jenis Simpanan                                       | Agust-16           |                |                        |                | Sep-16             |                |                        |                | Δ                |               |                          |                |
|  | Rekening           | %              | Nominal<br>(Rp Miliar) | %              | Rekening           | %              | Nominal<br>(Rp Miliar) | %              | Δ Rekening       | %             | Δ Nominal<br>(Rp Miliar) | %              |
| <b>Giro</b>  | <b>3.191.480</b>   | <b>1,70%</b>   | <b>1.083.969</b>       | <b>23,17%</b>  | <b>3.164.891</b>   | <b>1,66%</b>   | <b>1.093.847</b>       | <b>23,42%</b>  | <b>(26.589)</b>  | <b>-0,83%</b> | <b>9.878</b>             | <b>0,91%</b>   |
| Rupiah   | 2.989.469          | 93,67%         | 791.585                | 73,03%         | 2.964.428          | 93,67%         | 785.469                | 71,81%         | (25.041)         | -0,84%        | (6.116)                  | -0,77%         |
| Valas  | 202.011            | 6,33%          | 292.384                | 26,97%         | 200.463            | 6,33%          | 308.378                | 28,19%         | (1.548)          | -0,77%        | 15.994                   | 5,47%          |
| <b>Tabungan</b>                                      | <b>180.246.609</b> | <b>96,27%</b>  | <b>1.426.888</b>       | <b>30,50%</b>  | <b>183.175.226</b> | <b>96,35%</b>  | <b>1.433.119</b>       | <b>30,69%</b>  | <b>2.928.617</b> | <b>1,62%</b>  | <b>6.231</b>             | <b>0,44%</b>   |
| Rupiah   | 179.526.252        | 99,60%         | 1.304.026              | 91,39%         | 182.456.276        | 99,61%         | 1.305.290              | 91,08%         | 2.930.024        | 1,63%         | 1.264                    | 0,10%          |
| Valas  | 720.357            | 0,40%          | 122.862                | 8,61%          | 718.950            | 0,39%          | 127.829                | 8,92%          | (1.407)          | -0,20%        | 4.967                    | 4,04%          |
| <b>Deposit on Call</b>                               | <b>3.304</b>       | <b>0,00%</b>   | <b>69.124</b>          | <b>1,48%</b>   | <b>3.951</b>       | <b>0,00%</b>   | <b>71.447</b>          | <b>1,53%</b>   | <b>647</b>       | <b>19,58%</b> | <b>2.322</b>             | <b>3,36%</b>   |
| Rupiah   | 3.008              | 91,04%         | 58.348                 | 84,41%         | 3.709              | 93,87%         | 62.708                 | 87,77%         | 701              | 23,30%        | 4.360                    | 7,47%          |
| Valas  | 296                | 8,96%          | 10.776                 | 15,59%         | 242                | 6,13%          | 8.738                  | 12,23%         | (54)             | -18,24%       | (2.038)                  | -18,91%        |
| <b>Deposito</b>                                      | <b>3.797.400</b>   | <b>2,03%</b>   | <b>2.091.323</b>       | <b>44,70%</b>  | <b>3.777.395</b>   | <b>1,99%</b>   | <b>2.065.427</b>       | <b>44,23%</b>  | <b>(20.005)</b>  | <b>-0,53%</b> | <b>(25.896)</b>          | <b>-1,24%</b>  |
| Rupiah   | 3.649.479          | 96,10%         | 1.838.962              | 87,93%         | 3.632.049          | 96,15%         | 1.813.041              | 87,78%         | (17.430)         | -0,48%        | (25.922)                 | -1,41%         |
| Valas  | 147.921            | 3,90%          | 252.361                | 12,07%         | 145.346            | 3,85%          | 252.386                | 12,22%         | (2.575)          | -1,74%        | 25                       | 0,01%          |
| <b>Sertifikat Deposito</b>                           | <b>127</b>         | <b>0,00%</b>   | <b>6.978</b>           | <b>0,15%</b>   | <b>116</b>         | <b>0,00%</b>   | <b>6.047</b>           | <b>0,13%</b>   | <b>(11)</b>      | <b>-8,66%</b> | <b>(931)</b>             | <b>-13,34%</b> |
| Rupiah   | 127                | 0,00%          | 6.978                  | 100,00%        | 116                | 100,00%        | 6.047                  | 100,00%        | (11)             | -8,66%        | (931)                    | -13,34%        |
| Valas  | -                  | 0,00%          | -                      | 0,00%          | -                  | 0,00%          | -                      | 0,00%          | 0                | 0,00%         | 0                        | 0,00%          |
| <b>Total</b>   | <b>187.238.920</b> | <b>100,00%</b> | <b>4.678.284</b>       | <b>100,00%</b> | <b>190.121.579</b> | <b>100,00%</b> | <b>4.669.888</b>       | <b>100,00%</b> | <b>2.882.659</b> | <b>1,54%</b>  | <b>(8.396)</b>           | <b>-0,18%</b>  |
| Rupiah   | 186.168.335        | 99,43%         | 3.999.901              | 85,50%         | 189.056.578        | 99,44%         | 3.972.556              | 85,07%         | 2.888.243        | 1,55%         | (27.345)                 | -0,68%         |
| Valas  | 1.070.585          | 0,57%          | 678.383                | 14,50%         | 1.065.001          | 0,56%          | 697.332                | 14,93%         | (5.584)          | -0,52%        | 18.949                   | 2,79%          |

Keterangan: Prosentase simpanan pada masing-masing jenis simpanan merupakan prosentase terhadap total simpanan

## 2.2. Total Simpanan dan Jumlah Rekening Berdasarkan Jenis Simpanan dan Valuta September 2016



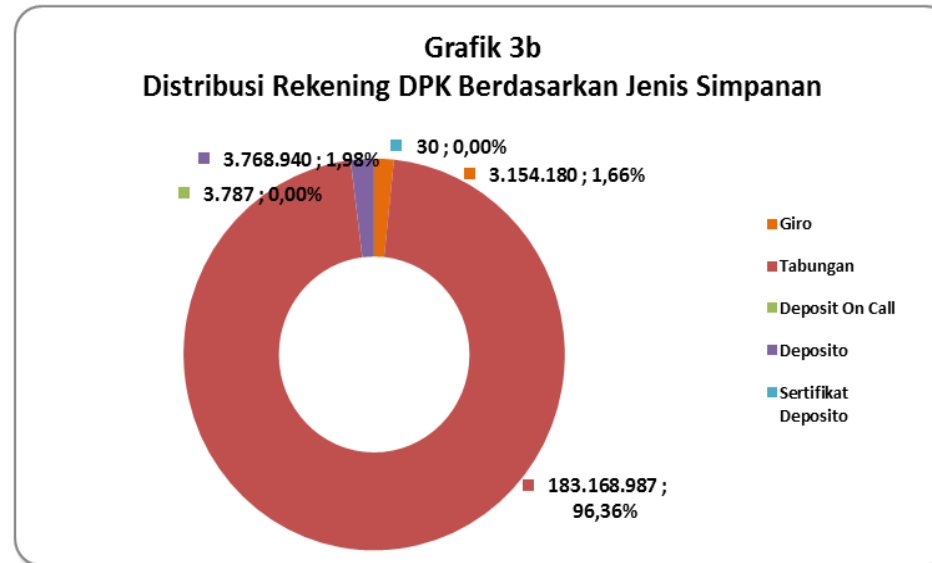
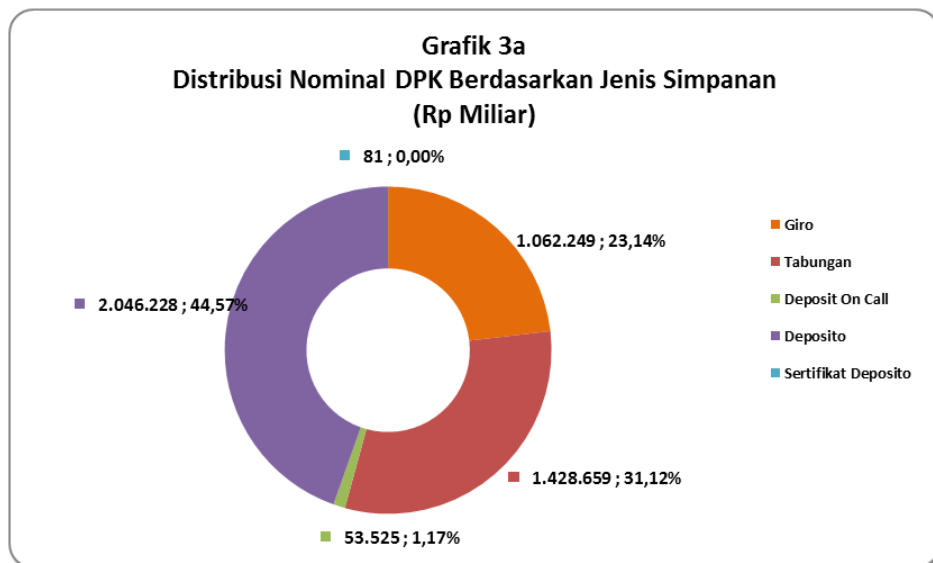
### 2.3. Dana Pihak Ketiga Berdasarkan Jenis Simpanan dan Valuta

| Tabel 3                                   |                    |                |                        |                |                    |                |                        |                |                  |               |                          |               |
|---|--------------------|----------------|------------------------|----------------|--------------------|----------------|------------------------|----------------|------------------|---------------|--------------------------|---------------|
| DPK Berdasarkan Jenis Simpanan dan Valuta |                    |                |                        |                |                    |                |                        |                |                  |               |                          |               |
| Jenis Simpanan                            | Agust-16           |                |                        |                | Sep-16             |                |                        |                | Δ                |               |                          |               |
|   | Rekening           | %              | Nominal<br>(Rp Miliar) | %              | Rekening           | %              | Nominal<br>(Rp Miliar) | %              | Δ Rekening       | %             | Δ Nominal<br>(Rp Miliar) | %             |
| <b>Giro</b>                               | <b>3.180.687</b>   | <b>1,70%</b>   | <b>1.053.908</b>       | <b>22,92%</b>  | <b>3.154.180</b>   | <b>1,66%</b>   | <b>1.062.249</b>       | <b>23,14%</b>  | <b>(26.507)</b>  | <b>-0,83%</b> | <b>8.342</b>             | <b>0,79%</b>  |
| Rupiah                                    | 2.979.078          | 93,66%         | 769.481                | 73,01%         | 2.954.127          | 93,66%         | 761.712                | 71,71%         | (24.951)         | -0,84%        | (7.769)                  | -1,01%        |
| Valas                                     | 201.609            | 6,34%          | 284.426                | 26,99%         | 200.053            | 6,34%          | 300.537                | 28,29%         | (1.556)          | -0,77%        | 16.111                   | 5,66%         |
| <b>Tabungan</b>                           | <b>180.240.375</b> | <b>96,28%</b>  | <b>1.422.696</b>       | <b>30,94%</b>  | <b>183.168.987</b> | <b>96,36%</b>  | <b>1.428.659</b>       | <b>31,12%</b>  | <b>2.928.612</b> | <b>1,62%</b>  | <b>5.963</b>             | <b>0,42%</b>  |
| Rupiah                                    | 179.520.032        | 99,60%         | 1.299.879              | 91,37%         | 182.450.051        | 99,61%         | 1.300.837              | 91,05%         | 2.930.019        | 1,63%         | 958                      | 0,07%         |
| Valas                                     | 720.343            | 0,40%          | 122.817                | 8,63%          | 718.936            | 0,39%          | 127.822                | 8,95%          | (1.407)          | -0,20%        | 5.005                    | 4,08%         |
| <b>Deposit on Call</b>                    | <b>3.130</b>       | <b>0,00%</b>   | <b>49.629</b>          | <b>1,08%</b>   | <b>3.787</b>       | <b>0,00%</b>   | <b>53.525</b>          | <b>1,17%</b>   | <b>657</b>       | <b>20,99%</b> | <b>3.896</b>             | <b>7,85%</b>  |
| Rupiah                                    | 2.834              | 90,54%         | 38.853                 | 78,29%         | 3.546              | 93,64%         | 45.048                 | 84,16%         | 712              | 25,12%        | 6.195                    | 15,94%        |
| Valas                                     | 296                | 9,46%          | 10.776                 | 21,71%         | 241                | 6,36%          | 8.477                  | 15,84%         | (55)             | -18,58%       | (2.299)                  | -21,33%       |
| <b>Deposito</b>                           | <b>3.788.905</b>   | <b>2,02%</b>   | <b>2.071.420</b>       | <b>45,05%</b>  | <b>3.768.940</b>   | <b>1,98%</b>   | <b>2.046.228</b>       | <b>44,57%</b>  | <b>(19.965)</b>  | <b>-0,53%</b> | <b>(25.192)</b>          | <b>-1,22%</b> |
| Rupiah                                    | 3.640.996          | 96,10%         | 1.820.407              | 87,88%         | 3.623.602          | 96,14%         | 1.794.501              | 87,70%         | (17.394)         | -0,48%        | (25.906)                 | -1,42%        |
| Valas                                     | 147.909            | 3,90%          | 251.013                | 12,12%         | 145.338            | 3,86%          | 251.728                | 12,30%         | (2.571)          | -1,74%        | 715                      | 0,28%         |
| <b>Sertifikat Deposito</b>                | <b>28</b>          | <b>0,00%</b>   | <b>81</b>              | <b>0,00%</b>   | <b>30</b>          | <b>0,00%</b>   | <b>81</b>              | <b>0,00%</b>   | <b>2</b>         | <b>7,14%</b>  | <b>1</b>                 | <b>0,65%</b>  |
| Rupiah                                    | 28                 | 100,00%        | 81                     | 100,00%        | 30                 | 100,00%        | 81                     | 100,00%        | 2                | 7,14%         | 1                        | 0,65%         |
| Valas                                     | -                  | 0,00%          | -                      | 0,00%          | -                  | 0,00%          | -                      | 0,00%          | 0                | 0,00%         | 0                        | 0,00%         |
| <b>Total</b>                              | <b>187.213.125</b> | <b>100,00%</b> | <b>4.597.733</b>       | <b>100,00%</b> | <b>190.095.924</b> | <b>100,00%</b> | <b>4.590.743</b>       | <b>100,00%</b> | <b>2.882.799</b> | <b>1,54%</b>  | <b>(6.990)</b>           | <b>-0,15%</b> |
| Rupiah                                    | 186.142.968        | 99,43%         | 3.928.701              | 85,45%         | 189.031.356        | 99,44%         | 3.902.179              | 85,00%         | 2.888.388        | 1,55%         | (26.522)                 | -0,68%        |
| Valas                                     | 1.070.157          | 0,57%          | 669.032                | 14,55%         | 1.064.568          | 0,56%          | 688.564                | 15,00%         | (5.589)          | -0,52%        | 19.532                   | 2,92%         |

Keterangan: Prosentase simpanan pada masing-masing jenis simpanan merupakan prosentase terhadap total simpanan



## 2.4. Distribusi Nominal dan Rekening Dana Pihak Ketiga Berdasarkan Jenis Simpanan September 2016



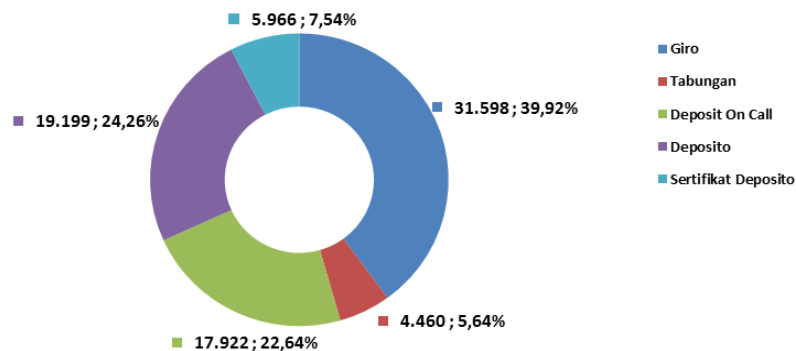
## 2.5. Simpanan Dari Bank Lain Berdasarkan Jenis Simpanan dan Valuta

| Tabel 4<br>Simpanan Dari Bank Lain Berdasarkan Jenis Simpanan dan Valuta |               |                |                        |                |               |                |                        |                |               |               |                          |                |
|--|---------------|----------------|------------------------|----------------|---------------|----------------|------------------------|----------------|---------------|---------------|--------------------------|----------------|
| Jenis Simpanan   | Agust-16      |                |                        |                | Sep-16        |                |                        |                | Δ             |               |                          |                |
|  | Rekening      | %              | Nominal<br>(Rp Miliar) | %              | Rekening      | %              | Nominal<br>(Rp Miliar) | %              | Δ<br>Rekening | %             | Δ Nominal<br>(Rp Miliar) | %              |
| <b>Giro</b>  | <b>10.793</b> | <b>41,84%</b>  | <b>30.062</b>          | <b>37,32%</b>  | <b>10.711</b> | <b>41,75%</b>  | <b>31.598</b>          | <b>39,92%</b>  | <b>(82)</b>   | <b>-0,76%</b> | <b>1.536</b>             | <b>5,11%</b>   |
| Rupiah   | 10.391        | 96,28%         | 22.104                 | 73,53%         | 10.301        | 96,17%         | 23.757                 | 75,19%         | (90)          | -0,87%        | 1.654                    | 7,48%          |
| Valas  | 402           | 3,72%          | 7.958                  | 26,47%         | 410           | 3,83%          | 7.841                  | 24,81%         | 8             | 1,99%         | (117)                    | -1,48%         |
| <b>Tabungan</b>  | <b>6.234</b>  | <b>24,17%</b>  | <b>4.193</b>           | <b>5,20%</b>   | <b>6.239</b>  | <b>24,32%</b>  | <b>4.460</b>           | <b>5,64%</b>   | <b>5</b>      | <b>0,08%</b>  | <b>268</b>               | <b>6,39%</b>   |
| Rupiah   | 6.220         | 99,78%         | 4.147                  | 98,92%         | 6.225         | 99,78%         | 4.453                  | 99,83%         | 5             | 0,08%         | 306                      | 7,37%          |
| Valas  | 14            | 0,22%          | 45                     | 1,08%          | 14            | 0,22%          | 8                      | 0,17%          | 0             | 0,00%         | (38)                     | -82,88%        |
| <b>Deposit on Call</b>   | <b>174</b>    | <b>0,67%</b>   | <b>19.495</b>          | <b>24,20%</b>  | <b>164</b>    | <b>0,64%</b>   | <b>17.922</b>          | <b>22,64%</b>  | <b>(10)</b>   | <b>-5,75%</b> | <b>(1.574)</b>           | <b>-8,07%</b>  |
| Rupiah   | 174           | 100,00%        | 19.495                 | 100,00%        | 163           | 99,39%         | 17.661                 | 98,54%         | (11)          | -6,32%        | (1.835)                  | -9,41%         |
| Valas  | -             | 0,00%          | -                      | 0,00%          | 1             | 0,61%          | 261                    | 1,46%          | 1             | -10,00%       | 261                      | -16,59%        |
| <b>Deposito</b>  | <b>8.495</b>  | <b>32,93%</b>  | <b>19.904</b>          | <b>24,71%</b>  | <b>8.455</b>  | <b>32,96%</b>  | <b>19.199</b>          | <b>24,26%</b>  | <b>(40)</b>   | <b>-0,47%</b> | <b>(705)</b>             | <b>-3,54%</b>  |
| Rupiah   | 8.483         | 99,86%         | 18.556                 | 93,23%         | 8.447         | 99,91%         | 18.540                 | 96,57%         | (36)          | -0,42%        | (15)                     | -0,08%         |
| Valas  | 12            | 0,14%          | 1.348                  | 6,77%          | 8             | 0,09%          | 658                    | 3,43%          | (4)           | -33,33%       | (689)                    | -51,15%        |
| <b>Sertifikat Deposito</b>   | <b>99</b>     | <b>0,38%</b>   | <b>6.897</b>           | <b>8,56%</b>   | <b>86</b>     | <b>0,34%</b>   | <b>5.966</b>           | <b>7,54%</b>   | <b>(13)</b>   | <b>-0,02%</b> | <b>(932)</b>             | <b>-13,51%</b> |
| Rupiah   | 99            | 100,00%        | 6.897                  | 100,00%        | 86            | 100,00%        | 5.966                  | 0,00%          | (13)          | 0,00%         | (932)                    | -13,51%        |
| Valas  | -             | 0,00%          | -                      | 0,00%          | -             | 0,00%          | -                      | 0,00%          | 0             | 0,00%         | 0                        | 0,00%          |
| <b>Total</b>   | <b>25.795</b> | <b>100,00%</b> | <b>80.551</b>          | <b>100,00%</b> | <b>25.655</b> | <b>100,00%</b> | <b>79.145</b>          | <b>100,00%</b> | <b>(140)</b>  | <b>-0,54%</b> | <b>(1.406)</b>           | <b>-1,75%</b>  |
| Rupiah   | 25.367        | 98,34%         | 71.199                 | 88,39%         | 25.222        | 98,31%         | 70.377                 | 88,92%         | (145)         | -0,57%        | (823)                    | -1,16%         |
| Valas  | 428           | 1,66%          | 9.351                  | 11,61%         | 433           | 1,69%          | 8.768                  | 11,08%         | 5             | 1,17%         | (584)                    | -6,24%         |

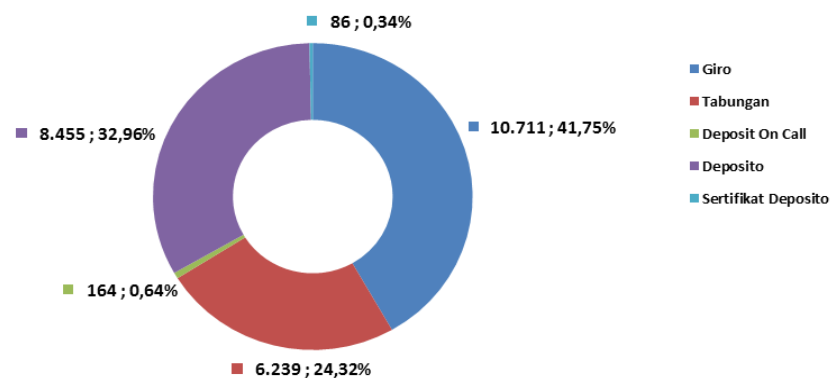
Keterangan: Prosentase simpanan pada masing-masing jenis simpanan merupakan prosentase terhadap total simpanan

## 2.6. Distribusi Nominal dan Rekening Simpanan dari Bank Lain Berdasarkan Jenis Simpanan Agustus 2016

**Grafik 4a**  
Distribusi Nominal Simpanan dari Bank Lain Berdasarkan Jenis Simpanan (Rp Miliar)



**Grafik 4b**  
Distribusi Rekening Simpanan dari Bank Lain Berdasarkan Jenis Simpanan



### 3. DISTRIBUSI SIMPANAN BERDASARKAN SEGMENT NOMINAL SIMPANAN

#### 3.1. Total Simpanan Berdasarkan Segment Nominal dan Valuta

| Tabel 5<br>Total Simpanan Berdasarkan Segment Nominal dan Valuta |                    |                |                     |                |                    |                |                     |                |                  |               |                       |               |
|--|--------------------|----------------|---------------------|----------------|--------------------|----------------|---------------------|----------------|------------------|---------------|-----------------------|---------------|
| Nominal Simpanan   | Agust-16           |                |                     |                | Sep-16             |                |                     |                | Δ                |               |                       |               |
|  | Rekening           | %              | Nominal (Rp Miliar) | %              | Rekening           | %              | Nominal (Rp Miliar) | %              | Δ Rekening       | %             | Δ Nominal (Rp Miliar) | %             |
| N ≤ 100 Jt   | <b>183.137.176</b> | <b>97,81%</b>  | <b>672.850</b>      | <b>14,38%</b>  | <b>186.040.024</b> | <b>97,85%</b>  | <b>672.999</b>      | <b>14,41%</b>  | <b>2.902.848</b> | <b>1,59%</b>  | <b>149</b>            | <b>0,02%</b>  |
| Rupiah   | 182.366.678        | 99,58%         | 659.065             | 97,95%         | 185.271.213        | 99,59%         | 659.352             | 97,97%         | 2.904.535        | 1,59%         | 287                   | 0,04%         |
| Valas  | 770.498            | 0,42%          | 13.785              | 2,05%          | 768.811            | 0,41%          | 13.646              | 2,03%          | (1.687)          | -0,22%        | (139)                 | -1,01%        |
| 100 Jt < N ≤ 200 Jt  | <b>1.855.708</b>   | <b>0,99%</b>   | <b>260.581</b>      | <b>5,57%</b>   | <b>1.856.020</b>   | <b>0,98%</b>   | <b>260.570</b>      | <b>5,58%</b>   | <b>312</b>       | <b>0,02%</b>  | <b>(11)</b>           | <b>0,00%</b>  |
| Rupiah   | 1.751.888          | 94,41%         | 245.838             | 94,34%         | 1.752.094          | 94,40%         | 245.809             | 94,34%         | 206              | 0,01%         | (29)                  | -0,01%        |
| Valas  | 103.820            | 5,59%          | 14.743              | 5,66%          | 103.926            | 5,60%          | 14.761              | 5,66%          | 106              | 0,10%         | 17                    | 0,12%         |
| 200 Jt < N ≤ 500 Jt  | <b>1.252.643</b>   | <b>0,67%</b>   | <b>404.120</b>      | <b>8,64%</b>   | <b>1.246.045</b>   | <b>0,66%</b>   | <b>401.680</b>      | <b>8,60%</b>   | <b>(6.598)</b>   | <b>-0,53%</b> | <b>(2.440)</b>        | <b>-0,60%</b> |
| Rupiah   | 1.160.035          | 92,61%         | 374.750             | 92,73%         | 1.155.824          | 92,76%         | 373.036             | 92,87%         | (4.211)          | -0,36%        | (1.714)               | -0,46%        |
| Valas  | 92.608             | 7,39%          | 29.370              | 7,27%          | 90.221             | 7,24%          | 28.644              | 7,13%          | (2.387)          | -2,58%        | (726)                 | -2,47%        |
| 500 Jt < N ≤ 1 M   | <b>509.278</b>     | <b>0,27%</b>   | <b>375.080</b>      | <b>8,02%</b>   | <b>503.332</b>     | <b>0,26%</b>   | <b>370.181</b>      | <b>7,93%</b>   | <b>(5.946)</b>   | <b>-1,17%</b> | <b>(4.899)</b>        | <b>-1,31%</b> |
| Rupiah   | 463.594            | 91,03%         | 343.179             | 91,50%         | 458.685            | 91,13%         | 339.097             | 91,60%         | (4.909)          | -1,06%        | (4.083)               | -1,19%        |
| Valas  | 45.684             | 8,97%          | 31.900              | 8,50%          | 44.647             | 8,87%          | 31.084              | 8,40%          | (1.037)          | -2,27%        | (817)                 | -2,56%        |
| 1 M < N ≤ 2 M  | <b>253.299</b>     | <b>0,14%</b>   | <b>361.207</b>      | <b>7,72%</b>   | <b>249.210</b>     | <b>0,13%</b>   | <b>355.045</b>      | <b>7,60%</b>   | <b>(4.089)</b>   | <b>-1,61%</b> | <b>(6.162)</b>        | <b>-1,71%</b> |
| Rupiah   | 225.948            | 89,20%         | 323.160             | 89,47%         | 222.273            | 89,19%         | 317.572             | 89,45%         | (3.675)          | -1,63%        | (5.588)               | -1,73%        |
| Valas  | 27.351             | 10,80%         | 38.047              | 10,53%         | 26.937             | 10,81%         | 37.473              | 10,55%         | (414)            | -1,51%        | (574)                 | -1,51%        |
| 2 M < N ≤ 5 M  | <b>149.987</b>     | <b>0,08%</b>   | <b>467.701</b>      | <b>10,00%</b>  | <b>147.003</b>     | <b>0,08%</b>   | <b>458.106</b>      | <b>9,81%</b>   | <b>(2.984)</b>   | <b>-1,99%</b> | <b>(9.595)</b>        | <b>-2,05%</b> |
| Rupiah   | 133.814            | 89,22%         | 417.702             | 89,31%         | 131.155            | 89,22%         | 409.069             | 89,30%         | (2.659)          | -1,99%        | (8.633)               | -2,07%        |
| Valas  | 16.173             | 10,78%         | 49.999              | 10,69%         | 15.848             | 10,78%         | 49.037              | 10,70%         | (325)            | -2,01%        | (962)                 | -1,92%        |
| N > 5 M  | <b>80.829</b>      | <b>0,04%</b>   | <b>2.136.745</b>    | <b>45,67%</b>  | <b>79.945</b>      | <b>0,04%</b>   | <b>2.151.307</b>    | <b>46,07%</b>  | <b>(884)</b>     | <b>-1,09%</b> | <b>14.562</b>         | <b>0,68%</b>  |
| Rupiah   | 66.378             | 82,12%         | 1.636.207           | 76,57%         | 65.334             | 81,72%         | 1.628.620           | 75,70%         | (1.044)          | -1,57%        | (7.587)               | -0,46%        |
| Valas  | 14.451             | 17,88%         | 500.538             | 23,43%         | 14.611             | 18,28%         | 522.687             | 24,30%         | 160              | 1,11%         | 22.149                | 4,43%         |
| Total  | <b>187.238.920</b> | <b>100,00%</b> | <b>4.678.284</b>    | <b>100,00%</b> | <b>190.121.579</b> | <b>100,00%</b> | <b>4.669.888</b>    | <b>100,00%</b> | <b>2.882.659</b> | <b>1,54%</b>  | <b>(8.396)</b>        | <b>-0,18%</b> |
| Rupiah   | 186.168.335        | 99,43%         | 3.999.901           | 85,50%         | 189.056.578        | 99,44%         | 3.972.556           | 85,07%         | 2.888.243        | 1,55%         | (27.345)              | -0,68%        |
| Valas  | 1.070.585          | 0,57%          | 678.383             | 14,50%         | 1.065.001          | 0,56%          | 697.332             | 14,93%         | (5.584)          | -0,52%        | 18.949                | 2,79%         |

Keterangan: Prosentase simpanan pada masing-masing segment nominal simpanan merupakan prosentase terhadap total simpanan

### 3.2. Dana Pihak Ketiga Berdasarkan Segmen Nominal dan Valuta

| Tabel 6                                   |                    |                |                     |                |                    |                |                     |                |                  |               |                       |               |
|---|--------------------|----------------|---------------------|----------------|--------------------|----------------|---------------------|----------------|------------------|---------------|-----------------------|---------------|
| DPK Berdasarkan Segmen Nominal dan Valuta |                    |                |                     |                |                    |                |                     |                |                  |               |                       |               |
| Nominal Simpanan                          | Agust-16           |                |                     |                | Sep-16             |                |                     |                | Δ                |               |                       |               |
|   | Rekening           | %              | Nominal (Rp Miliar) | %              | Rekening           | %              | Nominal (Rp Miliar) | %              | Δ Rekening       | %             | Δ Nominal (Rp Miliar) | %             |
| <b>N ≤ 100 Jt</b>                         | <b>183.126.141</b> | <b>97,82%</b>  | <b>672.562</b>      | <b>14,63%</b>  | <b>186.029.148</b> | <b>97,86%</b>  | <b>672.661</b>      | <b>14,65%</b>  | <b>2.903.007</b> | <b>1,59%</b>  | <b>99</b>             | <b>0,01%</b>  |
| Rupiah                                    | 182.355.767        | 99,58%         | 658.779             | 97,95%         | 185.260.467        | 99,59%         | 659.017             | 97,97%         | 2.904.700        | 1,59%         | 238                   | 0,04%         |
| Valas                                     | 770.374            | 0,42%          | 13.783              | 2,05%          | 768.681            | 0,41%          | 13.644              | 2,03%          | (1.693)          | -0,22%        | (139)                 | -1,01%        |
| <b>100 Jt &lt; N ≤ 200 Jt</b>             | <b>1.853.021</b>   | <b>0,99%</b>   | <b>260.185</b>      | <b>5,66%</b>   | <b>1.853.369</b>   | <b>0,97%</b>   | <b>260.180</b>      | <b>5,67%</b>   | <b>348</b>       | <b>0,02%</b>  | <b>(5)</b>            | <b>0,00%</b>  |
| Rupiah                                    | 1.749.233          | 94,40%         | 245.446             | 94,34%         | 1.749.476          | 94,39%         | 245.424             | 94,33%         | 243              | 0,01%         | (22)                  | -0,01%        |
| Valas                                     | 103.788            | 5,60%          | 14.739              | 5,66%          | 103.893            | 5,61%          | 14.756              | 5,67%          | 105              | 0,10%         | 17                    | 0,12%         |
| <b>200 Jt &lt; N ≤ 500 Jt</b>             | <b>1.248.633</b>   | <b>0,67%</b>   | <b>402.684</b>      | <b>8,76%</b>   | <b>1.242.021</b>   | <b>0,65%</b>   | <b>400.234</b>      | <b>8,72%</b>   | <b>(6.612)</b>   | <b>-0,53%</b> | <b>(2.449)</b>        | <b>-0,61%</b> |
| Rupiah                                    | 1.156.056          | 92,59%         | 373.324             | 92,71%         | 1.151.832          | 92,74%         | 371.601             | 92,85%         | (4.224)          | -0,37%        | (1.723)               | -0,46%        |
| Valas                                     | 92.577             | 7,41%          | 29.359              | 7,29%          | 90.189             | 7,26%          | 28.633              | 7,15%          | (2.388)          | -2,58%        | (726)                 | -2,47%        |
| <b>500 Jt &lt; N ≤ 1 M</b>                | <b>506.043</b>     | <b>0,27%</b>   | <b>372.411</b>      | <b>8,10%</b>   | <b>500.124</b>     | <b>0,26%</b>   | <b>367.531</b>      | <b>8,01%</b>   | <b>(5.919)</b>   | <b>-1,17%</b> | <b>(4.880)</b>        | <b>-1,31%</b> |
| Rupiah                                    | 460.389            | 90,98%         | 340.532             | 91,44%         | 455.498            | 91,08%         | 336.463             | 91,55%         | (4.891)          | -1,06%        | (4.069)               | -1,19%        |
| Valas                                     | 45.654             | 9,02%          | 31.879              | 8,56%          | 44.626             | 8,92%          | 31.069              | 8,45%          | (1.028)          | -2,25%        | (810)                 | -2,54%        |
| <b>1 M &lt; N ≤ 2 M</b>                   | <b>251.379</b>     | <b>0,13%</b>   | <b>358.250</b>      | <b>7,79%</b>   | <b>247.185</b>     | <b>0,13%</b>   | <b>351.969</b>      | <b>7,67%</b>   | <b>(4.194)</b>   | <b>-1,67%</b> | <b>(6.281)</b>        | <b>-1,75%</b> |
| Rupiah                                    | 224.061            | 89,13%         | 320.249             | 89,39%         | 220.284            | 89,12%         | 314.545             | 89,37%         | (3.777)          | -1,69%        | (5.704)               | -1,78%        |
| Valas                                     | 27.318             | 10,87%         | 38.002              | 10,61%         | 26.901             | 10,88%         | 37.424              | 10,63%         | (417)            | -1,53%        | (578)                 | -1,52%        |
| <b>2 M &lt; N ≤ 5 M</b>                   | <b>148.480</b>     | <b>0,08%</b>   | <b>462.614</b>      | <b>10,06%</b>  | <b>145.495</b>     | <b>0,08%</b>   | <b>452.989</b>      | <b>9,87%</b>   | <b>(2.985)</b>   | <b>-2,01%</b> | <b>(9.625)</b>        | <b>-2,08%</b> |
| Rupiah                                    | 132.338            | 89,13%         | 412.712             | 89,21%         | 129.680            | 89,13%         | 404.056             | 89,20%         | (2.658)          | -2,01%        | (8.656)               | -2,10%        |
| Valas                                     | 16.142             | 10,87%         | 49.902              | 10,79%         | 15.815             | 10,87%         | 48.933              | 10,80%         | (327)            | -2,03%        | (969)                 | -1,94%        |
| <b>N &gt; 5 M</b>                         | <b>79.428</b>      | <b>0,04%</b>   | <b>2.069.028</b>    | <b>45,00%</b>  | <b>78.582</b>      | <b>0,04%</b>   | <b>2.085.178</b>    | <b>45,42%</b>  | <b>(846)</b>     | <b>-1,07%</b> | <b>16.150</b>         | <b>0,78%</b>  |
| Rupiah                                    | 65.124             | 81,99%         | 1.577.659           | 76,25%         | 64.119             | 81,60%         | 1.571.073           | 75,34%         | (1.005)          | -1,54%        | (6.586)               | -0,42%        |
| Valas                                     | 14.304             | 18,01%         | 491.369             | 23,75%         | 14.463             | 18,40%         | 514.106             | 24,66%         | 159              | 1,11%         | 22.737                | 4,63%         |
| <b>Total</b>                              | <b>187.213.125</b> | <b>100,00%</b> | <b>4.597.733</b>    | <b>100,00%</b> | <b>190.095.924</b> | <b>100,00%</b> | <b>4.590.743</b>    | <b>100,00%</b> | <b>2.882.799</b> | <b>1,54%</b>  | <b>(6.990)</b>        | <b>-0,15%</b> |
| Rupiah                                    | 186.142.968        | 99,43%         | 3.928.701           | 85,45%         | 189.031.356        | 99,44%         | 3.902.179           | 85,00%         | 2.888.388        | 1,55%         | (26.522)              | -0,68%        |
| Valas                                     | 1.070.157          | 0,57%          | 669.032             | 14,55%         | 1.064.568          | 0,56%          | 688.564             | 15,00%         | (5.589)          | -0,52%        | 19.532                | 2,92%         |

Keterangan: Prosentase simpanan pada masing-masing segmen nominal simpanan merupakan prosentase terhadap total simpanan

### 3.3. Simpanan dari Bank Lain Berdasarkan Segmen Nominal dan Valuta

| Tabel 7<br>Simpanan Dari Bank Lain Berdasarkan Segmen Nominal dan Valuta |               |                |                     |                |               |                |                     |                |              |               |                       |               |
|--|---------------|----------------|---------------------|----------------|---------------|----------------|---------------------|----------------|--------------|---------------|-----------------------|---------------|
| Nominal Simpanan   | Agust-16      |                |                     |                | Sep-16        |                |                     |                | Δ            |               |                       |               |
|  | Rekening      | %              | Nominal (Rp Miliar) | %              | Rekening      | %              | Nominal (Rp Miliar) | %              | Δ Rekening   | %             | Δ Nominal (Rp Miliar) | %             |
| <b>N ≤ 100 Jt</b>  | <b>11.035</b> | <b>42,78%</b>  | <b>288</b>          | <b>0,36%</b>   | <b>10.876</b> | <b>42,39%</b>  | <b>338</b>          | <b>0,43%</b>   | <b>(159)</b> | <b>-1,44%</b> | <b>50</b>             | <b>17,20%</b> |
| Rupiah   | 10.911        | 98,88%         | 286                 | 99,13%         | 10.746        | 98,80%         | 336                 | 99,30%         | (165)        | -1,51%        | 50                    | 17,40%        |
| Valas  | 124           | 1,12%          | 3                   | 0,87%          | 130           | 1,20%          | 2                   | 0,70%          | 6            | 4,84%         | (0)                   | -5,09%        |
| <b>100 Jt &lt; N ≤ 200 Jt</b>  | <b>2.687</b>  | <b>10,42%</b>  | <b>396</b>          | <b>0,49%</b>   | <b>2.651</b>  | <b>10,33%</b>  | <b>390</b>          | <b>0,49%</b>   | <b>(36)</b>  | <b>-1,34%</b> | <b>(7)</b>            | <b>-1,67%</b> |
| Rupiah   | 2.655         | 98,81%         | 392                 | 98,79%         | 2.618         | 98,76%         | 385                 | 98,75%         | (37)         | -1,39%        | (7)                   | -1,71%        |
| Valas  | 32            | 1,19%          | 5                   | 1,21%          | 33            | 1,24%          | 5                   | 1,25%          | 1            | 3,13%         | 0                     | 1,18%         |
| <b>200 Jt &lt; N ≤ 500 Jt</b>  | <b>4.010</b>  | <b>15,55%</b>  | <b>1.436</b>        | <b>1,78%</b>   | <b>4.024</b>  | <b>15,69%</b>  | <b>1.446</b>        | <b>1,83%</b>   | <b>14</b>    | <b>0,35%</b>  | <b>10</b>             | <b>0,67%</b>  |
| Rupiah   | 3.979         | 99,23%         | 1.426               | 99,25%         | 3.992         | 99,20%         | 1.435               | 99,22%         | 13           | 0,33%         | 9                     | 0,63%         |
| Valas  | 31            | 0,77%          | 11                  | 0,75%          | 32            | 0,80%          | 11                  | 0,78%          | 1            | 3,23%         | 1                     | 5,33%         |
| <b>500 Jt &lt; N ≤ 1 M</b>   | <b>3.235</b>  | <b>12,54%</b>  | <b>2.669</b>        | <b>3,31%</b>   | <b>3.208</b>  | <b>12,50%</b>  | <b>2.649</b>        | <b>3,35%</b>   | <b>(27)</b>  | <b>-0,83%</b> | <b>(20)</b>           | <b>-0,75%</b> |
| Rupiah   | 3.205         | 99,07%         | 2.647               | 99,19%         | 3.187         | 99,35%         | 2.634               | 99,42%         | (18)         | -0,56%        | (14)                  | -0,51%        |
| Valas  | 30            | 0,93%          | 22                  | 0,81%          | 21            | 0,65%          | 15                  | 0,58%          | (9)          | -30,00%       | (6)                   | -29,00%       |
| <b>1 M &lt; N ≤ 2 M</b>  | <b>1.920</b>  | <b>7,44%</b>   | <b>2.956</b>        | <b>3,67%</b>   | <b>2.025</b>  | <b>7,89%</b>   | <b>3.075</b>        | <b>3,89%</b>   | <b>105</b>   | <b>5,47%</b>  | <b>119</b>            | <b>4,04%</b>  |
| Rupiah   | 1.887         | 98,28%         | 2.911               | 98,48%         | 1.989         | 98,22%         | 3.027               | 98,42%         | 102          | 5,41%         | 116                   | 3,98%         |
| Valas  | 33            | 1,72%          | 45                  | 1,52%          | 36            | 1,78%          | 48                  | 1,58%          | 3            | 9,09%         | 3                     | 7,76%         |
| <b>2 M &lt; N ≤ 5 M</b>  | <b>1.507</b>  | <b>5,84%</b>   | <b>5.087</b>        | <b>6,32%</b>   | <b>1.508</b>  | <b>5,88%</b>   | <b>5.117</b>        | <b>6,47%</b>   | <b>1</b>     | <b>0,07%</b>  | <b>30</b>             | <b>0,59%</b>  |
| Rupiah   | 1.476         | 97,94%         | 4.990               | 98,08%         | 1.475         | 97,81%         | 5.013               | 97,96%         | (1)          | -0,07%        | 23                    | 0,46%         |
| Valas  | 31            | 2,06%          | 97                  | 1,92%          | 33            | 2,19%          | 104                 | 2,04%          | 2            | 6,45%         | 7                     | 6,98%         |
| <b>N &gt; 5 M</b>  | <b>1.401</b>  | <b>5,43%</b>   | <b>67.717</b>       | <b>84,07%</b>  | <b>1.363</b>  | <b>5,31%</b>   | <b>66.129</b>       | <b>83,55%</b>  | <b>(38)</b>  | <b>-2,71%</b> | <b>(1.588)</b>        | <b>-2,35%</b> |
| Rupiah   | 1.254         | 89,51%         | 58.548              | 86,46%         | 1.215         | 89,14%         | 57.548              | 87,02%         | (39)         | -3,11%        | (1.000)               | -1,71%        |
| Valas  | 147           | 10,49%         | 9.169               | 13,54%         | 148           | 10,86%         | 8.581               | 12,98%         | 1            | 0,68%         | (588)                 | -6,41%        |
| <b>Total</b>   | <b>25.795</b> | <b>100,00%</b> | <b>80.551</b>       | <b>100,00%</b> | <b>25.655</b> | <b>100,00%</b> | <b>79.145</b>       | <b>100,00%</b> | <b>(140)</b> | <b>-0,54%</b> | <b>(1.406)</b>        | <b>-1,75%</b> |
| Rupiah   | 25.367        | 98,34%         | 71.199              | 88,39%         | 25.222        | 98,31%         | 70.377              | 88,92%         | (145)        | -0,57%        | (823)                 | -1,16%        |
| Valas  | 428           | 1,66%          | 9.351               | 11,61%         | 433           | 1,69%          | 8.768               | 11,08%         | 5            | 1,17%         | (584)                 | -6,24%        |

Keterangan: Prosentase simpanan pada masing-masing segmen nominal simpanan merupakan prosentase terhadap total simpanan

## 4. DISTRIBUSI SIMPANAN BERDASARKAN BESARAN NILAI SIMPANAN DAN VALUTA

### 4.1. Total Simpanan Berdasarkan Besaran Nilai Simpanan dan Valuta

| Tabel 8  |                    |                |                     |                |                    |                |                     |                |                  |               |                       |               |
|--|--------------------|----------------|---------------------|----------------|--------------------|----------------|---------------------|----------------|------------------|---------------|-----------------------|---------------|
| Total Simpanan Berdasarkan Besaran Nilai Simpanan dan Valuta |                    |                |                     |                |                    |                |                     |                |                  |               |                       |               |
| Nominal Simpanan   | Agust-16           |                |                     |                | Sep-16             |                |                     |                | Δ                |               |                       |               |
|  | Rekening           | %              | Nominal (Rp Miliar) | %              | Rekening           | %              | Nominal (Rp Miliar) | %              | Δ Rekening       | %             | Δ Nominal (Rp Miliar) | %             |
| <b>N ≤ 2 M</b>   | <b>187.008.104</b> | <b>99,88%</b>  | <b>2.073.838</b>    | <b>44,33%</b>  | <b>189.894.631</b> | <b>99,88%</b>  | <b>2.060.474</b>    | <b>44,12%</b>  | <b>2.886.527</b> | <b>1,54%</b>  | <b>(13.364)</b>       | <b>-0,64%</b> |
| Rupiah   | 185.968.143        | 99,44%         | 1.945.992           | 93,84%         | 188.860.089        | 99,46%         | 1.934.866           | 93,90%         | 2.891.946        | 1,56%         | (11.126)              | -0,57%        |
| Valas  | 1.039.961          | 0,56%          | 127.846             | 6,16%          | 1.034.542          | 0,54%          | 125.608             | 6,10%          | (5.419)          | -0,52%        | (2.238)               | -1,75%        |
| <b>N &gt; 2 M</b>  | <b>230.816</b>     | <b>0,12%</b>   | <b>2.604.446</b>    | <b>55,67%</b>  | <b>226.948</b>     | <b>0,12%</b>   | <b>2.609.414</b>    | <b>55,88%</b>  | <b>(3.868)</b>   | <b>-1,68%</b> | <b>4.968</b>          | <b>0,19%</b>  |
| Rupiah   | 200.192            | 86,73%         | 2.053.909           | 78,86%         | 196.489            | 86,58%         | 2.037.689           | 78,09%         | (3.703)          | -1,85%        | (16.219)              | -0,79%        |
| Valas  | 30.624             | 13,27%         | 550.537             | 21,14%         | 30.459             | 13,42%         | 571.724             | 21,91%         | (165)            | -0,54%        | 21.187                | 3,85%         |
| <b>Total</b>   | <b>187.238.920</b> | <b>100,00%</b> | <b>4.678.284</b>    | <b>100,00%</b> | <b>190.121.579</b> | <b>100,00%</b> | <b>4.669.888</b>    | <b>100,00%</b> | <b>2.882.659</b> | <b>1,54%</b>  | <b>(8.396)</b>        | <b>-0,18%</b> |
| Rupiah   | 186.168.335        | 99,43%         | 3.999.900           | 85,50%         | 189.056.578        | 99,44%         | 3.972.556           | 85,07%         | 2.888.243        | 1,55%         | (27.344)              | -0,68%        |
| Valas  | 1.070.585          | 0,57%          | 678.383             | 14,50%         | 1.065.001          | 0,56%          | 697.332             | 14,93%         | (5.584)          | -0,52%        | 18.949                | 2,79%         |

Keterangan: Prosentase simpanan pada masing-masing segmen nominal simpanan meruakan prosentase terhadap total simpanan

#### 4.2. Dana Pihak Ketiga Berdasarkan Besaran Nilai Simpanan dan Valuta

| Tabel 9   |                    |                |                     |                |                    |                |                     |                |                  |               |                       |               |
|---|--------------------|----------------|---------------------|----------------|--------------------|----------------|---------------------|----------------|------------------|---------------|-----------------------|---------------|
| DPK Berdasarkan Besaran Nilai Simpanan dan Valuta |                    |                |                     |                |                    |                |                     |                |                  |               |                       |               |
| Nominal Simpanan                                  | Agust-16           |                |                     |                | Sep-16             |                |                     |                | Δ                |               |                       |               |
|   | Rekening           | %              | Nominal (Rp Miliar) | %              | Rekening           | %              | Nominal (Rp Miliar) | %              | Δ Rekening       | %             | Δ Nominal (Rp Miliar) | %             |
| <b>N ≤ 2 M</b>                                    | <b>186.985.217</b> | <b>99,88%</b>  | <b>2.066.091</b>    | <b>44,94%</b>  | <b>189.871.847</b> | <b>99,88%</b>  | <b>2.052.575</b>    | <b>44,71%</b>  | <b>2.886.630</b> | <b>1,54%</b>  | <b>(13.516)</b>       | <b>-0,65%</b> |
| Rupiah  | 185.945.506        | 99,44%         | 1.938.330           | 93,82%         | 188.837.557        | 99,46%         | 1.927.050           | 93,88%         | 2.892.051        | 1,56%         | (11.280)              | -0,58%        |
| Valas   | 1.039.711          | 0,56%          | 127.761             | 6,18%          | 1.034.290          | 0,54%          | 125.525             | 6,12%          | (5.421)          | -0,52%        | (2.236)               | -1,75%        |
| <b>N &gt; 2 M</b>                                 | <b>227.908</b>     | <b>0,12%</b>   | <b>2.531.642</b>    | <b>55,06%</b>  | <b>224.077</b>     | <b>0,12%</b>   | <b>2.538.168</b>    | <b>55,29%</b>  | <b>(3.831)</b>   | <b>-1,68%</b> | <b>6.526</b>          | <b>0,26%</b>  |
| Rupiah  | 197.462            | 86,64%         | 1.990.371           | 78,62%         | 193.799            | 86,49%         | 1.975.129           | 77,82%         | (3.663)          | -1,86%        | (15.242)              | -0,77%        |
| Valas   | 30.446             | 13,36%         | 541.271             | 21,38%         | 30.278             | 13,51%         | 563.039             | 22,18%         | (168)            | -0,55%        | 21.768                | 4,02%         |
| <b>Total</b>                                      | <b>187.213.125</b> | <b>100,00%</b> | <b>4.597.733</b>    | <b>100,00%</b> | <b>190.095.924</b> | <b>100,00%</b> | <b>4.590.743</b>    | <b>100,00%</b> | <b>2.882.799</b> | <b>1,54%</b>  | <b>(6.990)</b>        | <b>-0,15%</b> |
| Rupiah  | 186.142.968        | 99,43%         | 3.928.701           | 85,45%         | 189.031.356        | 99,44%         | 3.902.179           | 85,00%         | 2.888.388        | 1,55%         | (26.522)              | -0,68%        |
| Valas   | 1.070.157          | 0,57%          | 669.032             | 14,55%         | 1.064.568          | 0,56%          | 688.564             | 15,00%         | (5.589)          | -0,52%        | 19.532                | 2,92%         |

Keterangan: Prosentase simpanan pada masing-masing segmen nominal simpanan merupakan prosentase terhadap total simpanan



### 4.3. Dana Pihak Ketiga Berdasarkan Besaran Nilai Simpanan dan Valuta

| Tabel 10  |               |                |                     |                |               |                |                     |                |              |               |                       |               |
|---|---------------|----------------|---------------------|----------------|---------------|----------------|---------------------|----------------|--------------|---------------|-----------------------|---------------|
| Simpanan Dari Bank Lain Berdasarkan Besaran Nilai Simpanan dan Valuta |               |                |                     |                |               |                |                     |                |              |               |                       |               |
| Nominal Simpanan  | Agust-16      |                |                     |                | Sep-16        |                |                     |                | Δ            |               |                       |               |
|   | Rekening      | %              | Nominal (Rp Miliar) | %              | Rekening      | %              | Nominal (Rp Miliar) | %              | Δ Rekening   | %             | Δ Nominal (Rp Miliar) | %             |
| <b>N ≤ 2 M</b>  | <b>22.887</b> | <b>88,73%</b>  | <b>7.746</b>        | <b>9,62%</b>   | <b>22.784</b> | <b>88,81%</b>  | <b>7.898</b>        | <b>9,98%</b>   | <b>(103)</b> | <b>-0,45%</b> | <b>152</b>            | <b>1,96%</b>  |
| Rupiah  | 22.637        | 98,91%         | 7.662               | 98,91%         | 22.532        | 98,89%         | 7.816               | 98,96%         | (105)        | -0,46%        | 154                   | 2,01%         |
| Valas   | 250           | 1,09%          | 85                  | 1,09%          | 252           | 1,11%          | 82                  | 1,04%          | 2            | 0,80%         | (2)                   | -2,70%        |
| <b>N &gt; 2 M</b>   | <b>2.908</b>  | <b>11,27%</b>  | <b>72.804</b>       | <b>90,38%</b>  | <b>2.871</b>  | <b>11,19%</b>  | <b>71.246</b>       | <b>90,02%</b>  | <b>(37)</b>  | <b>-1,27%</b> | <b>(1.558)</b>        | <b>-2,14%</b> |
| Rupiah  | 2.730         | 93,88%         | 63.538              | 87,27%         | 2.690         | 93,70%         | 62.561              | 87,81%         | (40)         | -1,47%        | (977)                 | -1,54%        |
| Valas   | 178           | 6,12%          | 9.267               | 12,73%         | 181           | 6,30%          | 8.685               | 12,19%         | 3            | 1,69%         | (581)                 | -6,27%        |
| <b>Total</b>  | <b>25.795</b> | <b>100,00%</b> | <b>80.551</b>       | <b>100,00%</b> | <b>25.655</b> | <b>100,00%</b> | <b>79.145</b>       | <b>100,00%</b> | <b>(140)</b> | <b>-0,54%</b> | <b>(1.406)</b>        | <b>-1,75%</b> |
| Rupiah  | 25.367        | 98,34%         | 71.199              | 88,39%         | 25.222        | 98,31%         | 70.377              | 88,92%         | (145)        | -0,57%        | (823)                 | -1,16%        |
| Valas   | 428           | 1,66%          | 9.351               | 11,61%         | 433           | 1,69%          | 8.768               | 11,08%         | 5            | 1,17%         | (584)                 | -6,24%        |

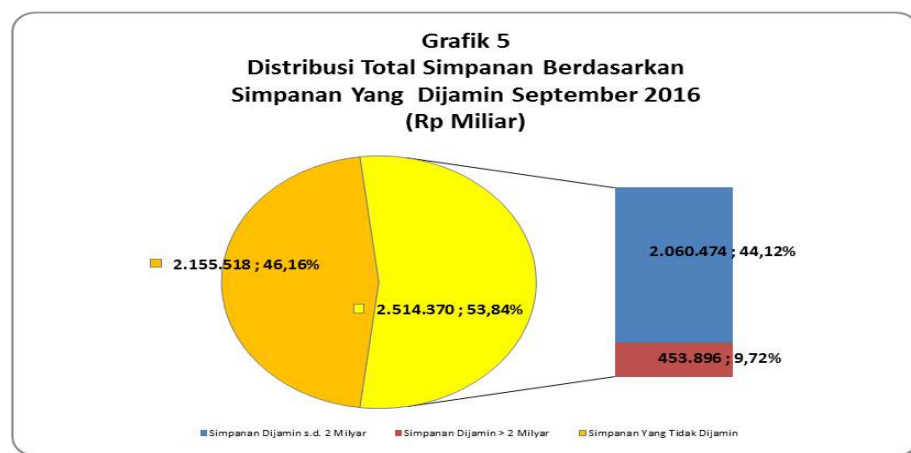
Keterangan: Prosentase simpanan pada masing-masing segmen nominal simpanan merupakan prosentase terhadap total simpanan

## 5. DISTRIBUSI DANA PIHAK KETIGA DAN SIMPANAN DARI BANK LAIN YANG DIJAMIN

### 5.1. Total Simpanan dan Distribusi Total Simpanan Berdasarkan Simpanan yang Dijamin dan Valuta

| Tabel 11<br>Total Simpanan Berdasarkan Simpanan Yang Dijamin dan Valuta |                    |                |                     |                |                    |                |                     |                |                  |               |                       |               |
|---|--------------------|----------------|---------------------|----------------|--------------------|----------------|---------------------|----------------|------------------|---------------|-----------------------|---------------|
| Nominal Simpanan  | Agust-16           |                |                     |                | Sep-16             |                |                     |                | Δ                |               |                       |               |
|   | Rekening           | %              | Nominal (Rp Miliar) | %              | Rekening           | %              | Nominal (Rp Miliar) | %              | Δ Rekening       | %             | Δ Nominal (Rp Miliar) | %             |
| <b>N ≤ 2 M</b>  | <b>187.008.104</b> | <b>99,88%</b>  | <b>2.073.838</b>    | <b>81,79%</b>  | <b>189.894.631</b> | <b>99,88%</b>  | <b>2.060.474</b>    | <b>81,95%</b>  | <b>2.886.527</b> | <b>1,54%</b>  | <b>(13.364)</b>       | <b>-0,64%</b> |
| Rupiah  | 185.968.143        | 99,44%         | 1.945.992           | 93,84%         | 188.860.089        | 99,46%         | 1.934.866           | 93,90%         | 2.891.946        | 1,56%         | (11.126)              | -0,57%        |
| Valas   | 1.039.961          | 0,56%          | 127.846             | 6,16%          | 1.034.542          | 0,54%          | 125.608             | 6,10%          | (5.419)          | -0,52%        | (2.238)               | -1,75%        |
| <b>N &gt; 2 M</b>   | <b>230.816</b>     | <b>0,12%</b>   | <b>461.632</b>      | <b>18,21%</b>  | <b>226.948</b>     | <b>0,12%</b>   | <b>453.896</b>      | <b>18,05%</b>  | <b>(3.868)</b>   | <b>-1,68%</b> | <b>(7.736)</b>        | <b>-1,68%</b> |
| Rupiah  | 200.192            | 86,73%         | 400.384             | 86,73%         | 196.489            | 86,58%         | 392.978             | 86,58%         | (3.703)          | -1,85%        | (7.406)               | -1,85%        |
| Valas   | 30.624             | 13,27%         | 61.248              | 13,27%         | 30.459             | 13,42%         | 60.918              | 13,42%         | (165)            | -0,54%        | (330)                 | -0,54%        |
| <b>Total</b>  | <b>187.238.920</b> | <b>100,00%</b> | <b>2.535.470</b>    | <b>100,00%</b> | <b>190.121.579</b> | <b>100,00%</b> | <b>2.514.370</b>    | <b>100,00%</b> | <b>2.882.659</b> | <b>1,54%</b>  | <b>(21.100)</b>       | <b>-0,83%</b> |
| Rupiah  | 186.168.335        | 99,43%         | 2.346.376           | 92,54%         | 189.056.578        | 99,44%         | 2.327.844           | 92,58%         | 2.888.243        | 1,55%         | (18.532)              | -0,79%        |
| Valas   | 1.070.585          | 0,57%          | 189.094             | 7,46%          | 1.065.001          | 0,56%          | 186.526             | 7,42%          | (5.584)          | -0,52%        | (2.568)               | -1,36%        |

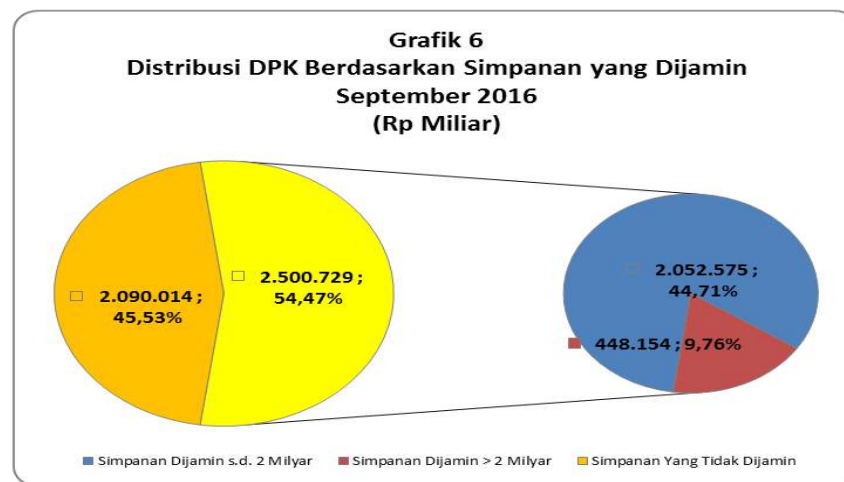
Keterangan: Prosentase simpanan pada masing-masing segmen nominal simpanan merupakan prosentase terhadap total simpanan



## 5.2. Dana Pihak Ketiga Berdasarkan Simpanan yang Dijamin dan Valuta

| Tabel 12   |                    |                |                     |                |                    |                |                     |                |                  |               |                       |               |
|--|--------------------|----------------|---------------------|----------------|--------------------|----------------|---------------------|----------------|------------------|---------------|-----------------------|---------------|
| DPK berdasarkan Simpanan yang Dijamin dan Valuta |                    |                |                     |                |                    |                |                     |                |                  |               |                       |               |
| Nominal Simpanan                                 | Agust-16           |                |                     |                | Sep-16             |                |                     |                | Δ                |               |                       |               |
|  | Rekening           | %              | Nominal (Rp Miliar) | %              | Rekening           | %              | Nominal (Rp Miliar) | %              | Δ Rekening       | %             | Δ Nominal (Rp Miliar) | %             |
| <b>N ≤ 2 M</b>                                   | <b>186.985.217</b> | <b>99,88%</b>  | <b>2.066.091</b>    | <b>81,93%</b>  | <b>189.871.847</b> | <b>99,88%</b>  | <b>2.052.575</b>    | <b>82,08%</b>  | <b>2.886.630</b> | <b>1,54%</b>  | <b>(13.516)</b>       | <b>-0,65%</b> |
| Rupiah   | 185.945.506        | 99,44%         | 1.938.330           | 93,82%         | 188.837.557        | 99,46%         | 1.927.050           | 93,88%         | 2.892.051        | 1,56%         | (11.280)              | -0,58%        |
| Valas  | 1.039.711          | 0,56%          | 127.761             | 6,18%          | 1.034.290          | 0,54%          | 125.525             | 6,12%          | (5.421)          | -0,52%        | (2.236)               | -1,75%        |
| <b>N &gt; 2 M</b>                                | <b>227.908</b>     | <b>0,12%</b>   | <b>455.816</b>      | <b>18,07%</b>  | <b>224.077</b>     | <b>0,12%</b>   | <b>448.154</b>      | <b>17,92%</b>  | <b>(3.831)</b>   | <b>-1,68%</b> | <b>(7.662)</b>        | <b>-1,68%</b> |
| Rupiah   | 197.462            | 86,64%         | 394.924             | 86,64%         | 193.799            | 86,49%         | 387.598             | 86,49%         | (3.663)          | -1,86%        | (7.326)               | -1,86%        |
| Valas  | 30.446             | 13,36%         | 60.892              | 13,36%         | 30.278             | 13,51%         | 60.556              | 13,51%         | (168)            | -0,55%        | (336)                 | -0,55%        |
| <b>Total</b>                                     | <b>187.213.125</b> | <b>100,00%</b> | <b>2.521.907</b>    | <b>100,00%</b> | <b>190.095.924</b> | <b>100,00%</b> | <b>2.500.729</b>    | <b>100,00%</b> | <b>2.882.799</b> | <b>1,54%</b>  | <b>(21.178)</b>       | <b>-0,84%</b> |
| Rupiah   | 186.142.968        | 99,43%         | 2.333.254           | 92,52%         | 189.031.356        | 99,44%         | 2.314.648           | 92,56%         | 2.888.388        | 1,55%         | (18.606)              | -0,80%        |
| Valas  | 1.070.157          | 0,57%          | 188.653             | 7,48%          | 1.064.568          | 0,56%          | 186.081             | 7,44%          | (5.589)          | -0,52%        | (2.572)               | -1,36%        |

Keterangan: Prosentase simpanan pada masing-masing segmen nominal simpanan merupakan prosentase terhadap total simpanan



### 5.3. Simpanan dari Bank Lain Berdasarkan Simpanan yang Dijamin dan Valuta

| Tabel 13<br>Simpanan Dari Bank Lain Berdasarkan Simpanan Yang Dijamin dan Valuta |               |                |                     |                |               |                |                     |                |              |               |                       |               |
|--|---------------|----------------|---------------------|----------------|---------------|----------------|---------------------|----------------|--------------|---------------|-----------------------|---------------|
| Nominal Simpanan   | Agust-16      |                |                     |                | Sep-16        |                |                     |                | Δ            |               |                       |               |
|  | Rekening      | %              | Nominal (Rp Miliar) | %              | Rekening      | %              | Nominal (Rp Miliar) | %              | Δ Rekening   | %             | Δ Nominal (Rp Miliar) | %             |
| <b>N ≤ 2 M</b>   | <b>22.887</b> | <b>88,73%</b>  | <b>7.746</b>        | <b>57,12%</b>  | <b>22.784</b> | <b>88,81%</b>  | <b>7.898</b>        | <b>57,91%</b>  | <b>(103)</b> | <b>-0,45%</b> | <b>152</b>            | <b>1,96%</b>  |
| Rupiah   | 22.637        | 98,91%         | 7.662               | 98,91%         | 22.532        | 98,89%         | 7.816               | 98,96%         | (105)        | -0,46%        | 154                   | 2,01%         |
| Valas  | 250           | 1,09%          | 85                  | 1,09%          | 252           | 1,11%          | 82                  | 1,04%          | 2            | 0,80%         | (2)                   | -2,70%        |
| <b>N &gt; 2 M</b>  | <b>2.908</b>  | <b>11,27%</b>  | <b>5.816</b>        | <b>42,88%</b>  | <b>2.871</b>  | <b>11,19%</b>  | <b>5.742</b>        | <b>42,10%</b>  | <b>(37)</b>  | <b>-1,27%</b> | <b>(74)</b>           | <b>-1,27%</b> |
| Rupiah   | 2.730         | 93,88%         | 5.460               | 93,88%         | 2.690         | 93,70%         | 5.380               | 93,70%         | (40)         | -1,47%        | (80)                  | -1,47%        |
| Valas  | 178           | 6,12%          | 356                 | 6,12%          | 181           | 6,30%          | 362                 | 6,30%          | 3            | 1,69%         | 6                     | 1,69%         |
| <b>Total</b>   | <b>25.795</b> | <b>100,00%</b> | <b>13.562</b>       | <b>100,00%</b> | <b>25.655</b> | <b>100,00%</b> | <b>13.640</b>       | <b>100,00%</b> | <b>(140)</b> | <b>-0,54%</b> | <b>78</b>             | <b>0,57%</b>  |
| Rupiah   | 25.367        | 98,34%         | 13.122              | 96,75%         | 25.222        | 98,31%         | 13.196              | 96,74%         | (145)        | -0,57%        | 74                    | 0,57%         |
| Valas  | 428           | 1,66%          | 441                 | 3,25%          | 433           | 1,69%          | 444                 | 3,26%          | 5            | 1,17%         | 4                     | 0,84%         |

Keterangan: Prosentase simpanan pada masing-masing segmen nominal simpanan merupakan prosentase terhadap total simpanan

