



LEMBAGA
PENJAMIN
SIMPANAN

Indonesia
Deposit
Insurance
Corporation

Distribusi Simpanan Bank Umum

Maret 2016

DAFTAR ISI

Keterangan		2
I. Pertumbuhan Total Simpanan dan Jumlah Rekening pada Bank Umum		3
Total Simpanan dan Jumlah Rekening	Tabel 1	3
Pertumbuhan Total Simpanan dan Jumlah Rekening	Grafik 1	3
Tabel Pertumbuhan Simpanan dan Jumlah Rekening Year on Year	Tabel 1.1	4
II. Distribusi Simpanan Berdasarkan Jenis Simpanan dan Valuta		4
Total Simpanan Berdasarkan Jenis Simpanan dan Valuta	Tabel 2	5
Distribusi Total Simpanan Berdasarkan Jenis Simpanan	Grafik 2a	6
Distribusi Total Rekening Berdasarkan Jenis Simpanan	Grafik 2b	6
DPK Berdasarkan Jenis Simpanan dan Valuta	Tabel 3	7
Distribusi Nominal DPK berdasarkan Jenis Simpanan	Grafik 3a	8
Distribusi Rekening DPK berdasarkan Jenis Simpanan	Grafik 3b	8
Simpanan Dari Bank Lain Berdasarkan Jenis Simpanan dan Valuta	Tabel 4	9
Distribusi Nominal Simpanan dari Bank Lain berdasarkan Jenis Simpanan	Grafik 4a	10
Distribusi Rekening Simpanan dari Bank Lain berdasarkan Jenis Simpanan	Grafik 4b	10
III. Distribusi Simpanan Berdasarkan Segmen Nominal Simpanan		11
Total Simpanan Berdasarkan Segmen Nominal dan Valuta	Tabel 5	11
DPK Berdasarkan segmen Nominal dan Valuta	Tabel 6	12
Simpanan dari Bank Lain berdasarkan segmen Nominal dan Valuta	Tabel 7	13
IV. Distribusi Simpanan Berdasarkan Besaran Nilai Simpanan yang Dijamin dan Valuta		14
Total Simpanan berdasarkan Besaran Nilai Simpanan yang Dijamin dan Valuta	Tabel 8	14
DPK berdasarkan Besaran Nilai Simpanan yang Dijamin dan Valuta	Tabel 9	15
Simpanan dari Bank Lain berdasarkan Besaran Nilai Simpanan yang Dijamin dan Valuta	Tabel 10	16
V. Distribusi Simpanan Yang Dijamin dan Valuta		17
Total Simpanan berdasarkan Simpanan yang Dijamin dan Valuta	Tabel 11	17
DPK berdasarkan Simpanan yang Dijamin dan Valuta	Tabel 12	18
Simpanan dari Bank Lain berdasarkan Simpanan yang Dijamin dan Valuta	Tabel 13	19
Distribusi Total Simpanan berdasarkan Simpanan yang Dijamin	Grafik 5	17
Distribusi DPK berdasarkan Simpanan yang Dijamin dan Valuta	Grafik 6	18
Distribusi Simpanan dari Bank Lain berdasarkan Simpanan yang Dijamin dan Valuta	Grafik 7	19

KETERANGAN

Sumber Data

Data yang digunakan bersumber dari Laporan Posisi Simpanan yang disampaikan oleh bank umum kepada Lembaga Penjamin Simpanan.

Jumlah bank umum:

- a. Bank Umum Konvensional : 106
- b. Bank Umum Syariah : 12

Definisi

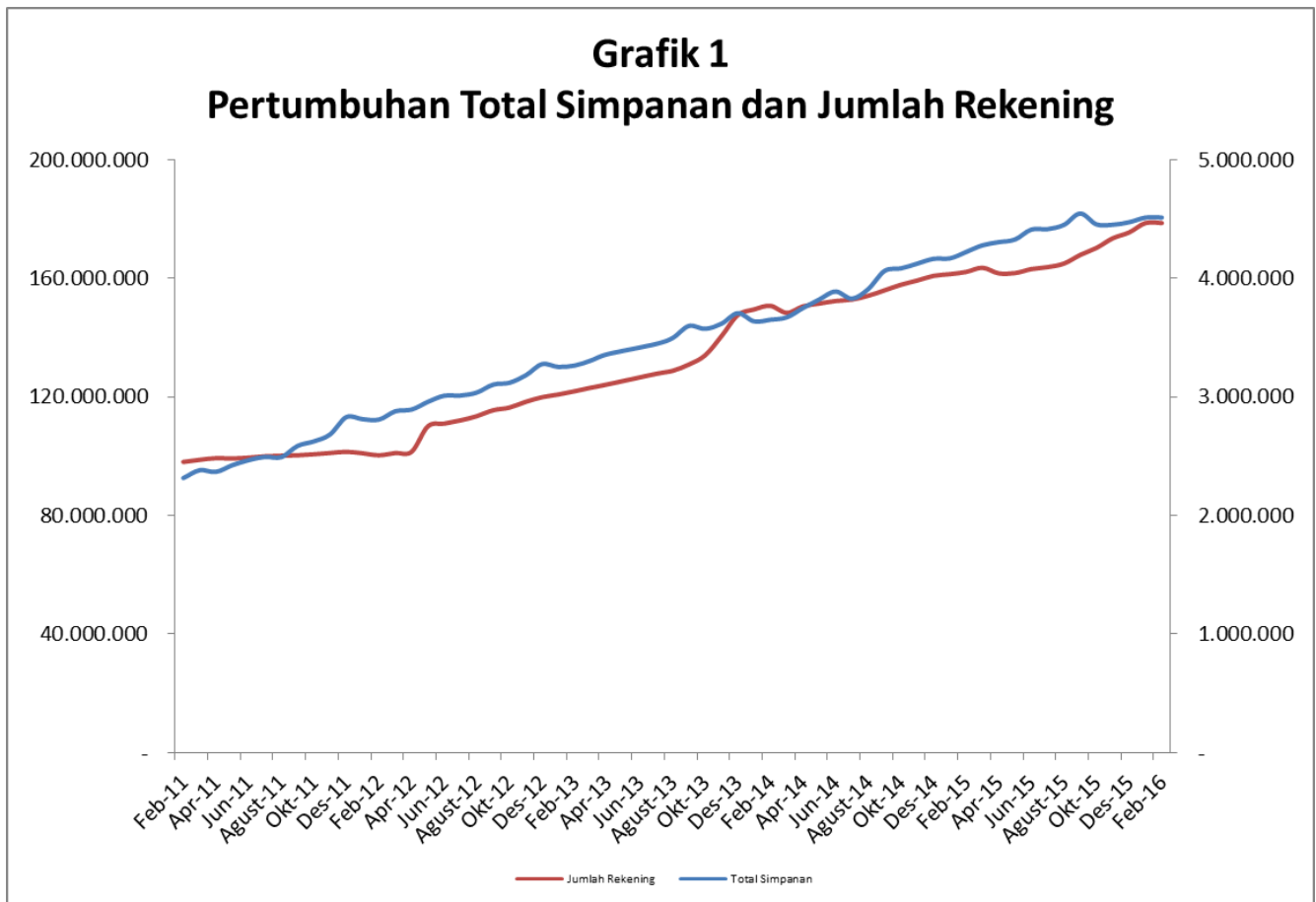
Simpanan meliputi Dana Pihak Ketiga dan simpanan dari bank lain.

Simpanan Yang Dijamin meliputi: a. seluruh simpanan yang nominalnya \leq Rp2 Miliar; b. proporsi simpanan yang dijamin (Rp2 Miliar) dari seluruh simpanan dengan nominal di atas Rp2 Miliar.

Besaran Nilai Simpanan Yang Dijamin adalah Rp2 Milyar per nasabah per bank sebagaimana diatur dalam Peraturan Pemerintah No. 66 Tahun 2008.

I. PERTUMBUHAN TOTAL SIMPANAN DAN JUMLAH REKENING PADA BANK UMUM

Tabel 1										
Total Simpanan dan Jumlah Rekening										
Bulan	2012		2013		2014		2015		2016	
	Rekening	Nominal (Rp Miliar)	Rekening	Nominal (Rp Miliar)	Rekening	Nominal (Rp Miliar)	Rekening	Nominal (Rp Miliar)	Rekening	Nominal (Rp Miliar)
Januari	100.995.991	2.812.389	120.846.777	3.253.000	149.530.751	3.637.382	161.428.538	4.168.841	178.672.201	4.512.757
Februari	100.339.507	2.809.349	121.930.266	3.265.247	150.736.550	3.651.574	162.168.106	4.222.482	178.672.201	4.512.757
Maret	101.097.601	2.879.534	123.124.821	3.307.495	148.368.994	3.671.553	163.591.483	4.279.063	179.821.600	4.550.907
April	101.531.209	2.894.013	124.229.263	3.360.138	150.569.713	3.749.915	161.703.787	4.305.689		
Mei	110.120.237	2.958.972	125.424.329	3.399.580	151.524.434	3.822.525	161.794.457	4.327.966		
Juni	111.011.366	3.010.181	126.795.614	3.434.159	152.378.966	3.889.318	163.120.385	4.411.687		
Juli	112.124.718	3.011.850	127.809.412	3.447.375	152.859.205	3.828.767	163.802.232	4.415.367		
Agustus	113.534.001	3.037.803	128.817.609	3.496.756	154.140.288	3.910.281	165.008.829	4.451.403		
September	115.525.552	3.104.251	130.943.737	3.599.133	155.974.513	4.062.918	167.924.825	4.546.948		
Oktober	116.426.607	3.119.552	134.082.846	3.574.573	157.829.886	4.084.023	170.285.831	4.454.912		
Nopember	118.364.092	3.182.867	140.527.064	3.617.855	159.273.484	4.124.111	173.560.667	4.452.224		
Desember	119.917.930	3.277.154	147.626.510	3.706.609	160.867.462	4.165.300	175.501.916	4.473.772		



Tabel 1.1						
Pertumbuhan Total Simpanan dan Jumlah Rekening						
Year On Year						
Tahun	Rekening	Nominal (Rp Miliar)	Rekening		Nominal	
			Δ	%Δ	Δ (Rp Milyar)	%Δ
2012	119.917.930	3.277.154	18.414.366	18,14%	446.832	15,79%
2013	147.626.510	3.706.609	27.708.580	23,11%	429.455	13,10%
2014	160.867.462	4.165.300	13.240.952	8,97%	458.691	12,37%
2015	175.501.916	4.473.772	14.634.454	9,10%	308.472	7,41%
2016	179.821.600	4.550.907	4.319.684	2,46%	77.135	1,72%

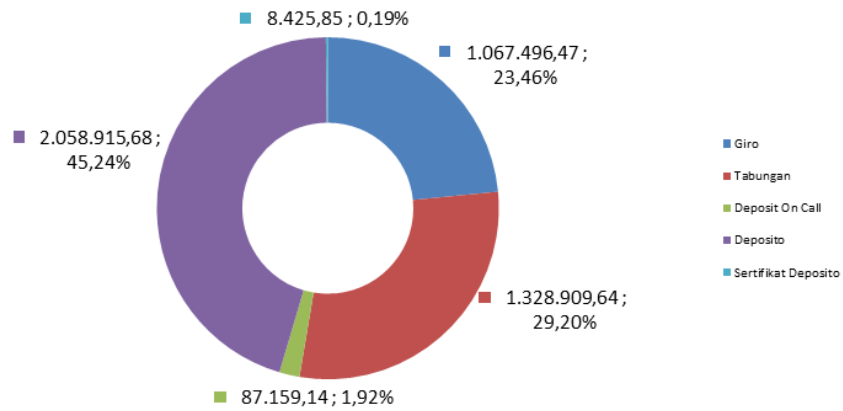
*) Data sampai dengan Maret 2016

II. DISTRIBUSI SIMPANAN BERDASARKAN JENIS SIMPANAN

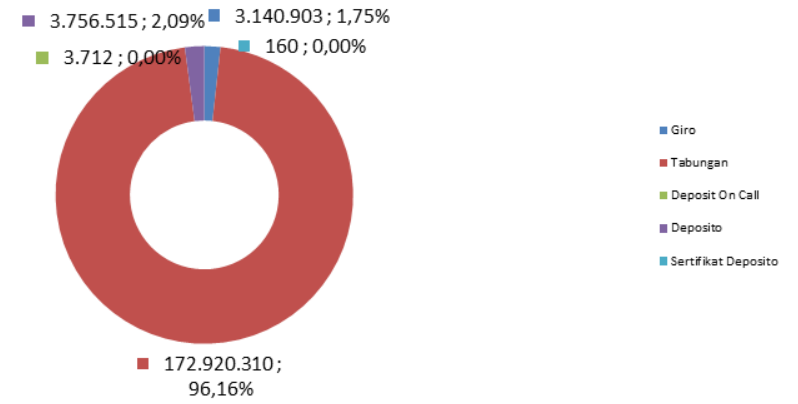
Tabel 2 Total Simpanan Berdasarkan Jenis Simpanan dan Valuta												
Jenis Simpanan	Feb-16				Mar-16				Δ			
	Rekening	%	Nominal (Rp Miliar)	%	Rekening	%	Nominal (Rp Miliar)	%	Δ Rekening	%	Δ Nominal (Rp Miliar)	%
Giro	3.107.640	1,74%	1.045.245	23,16%	3.140.903	1,75%	1.067.496	23,46%	33.263	1,07%	22.252	2,13%
Rupiah	2.899.140	93,29%	726.213	69,48%	2.934.015	93,41%	759.626	71,16%	34.875	1,20%	33.413	4,60%
Valas	208.500	6,71%	319.032	30,52%	206.888	6,59%	307.870	28,84%	(1.612)	-0,77%	(11.161)	-3,50%
Tabungan	171.788.024	96,15%	1.339.693	29,69%	172.920.310	96,16%	1.328.910	29,20%	1.132.286	0,66%	(10.783)	-0,80%
Rupiah	171.073.983	99,58%	1.222.577	91,26%	172.194.964	99,58%	1.211.737	91,18%	1.120.981	0,66%	(10.840)	-0,89%
Valas	714.041	0,42%	117.116	8,74%	725.346	0,42%	117.172	8,82%	11.305	1,58%	56	0,05%
Deposit on Call	3.540	0,00%	73.083	1,62%	3.712	0,00%	87.159	1,92%	172	4,86%	14.076	19,26%
Rupiah	3.216	90,85%	62.861	86,01%	3.390	91,33%	78.353	89,90%	174	5,41%	15.491	24,64%
Valas	324	9,15%	10.222	13,99%	322	8,67%	8.806	10,10%	(2)	-0,62%	(1.415)	-13,85%
Deposito	3.772.840	2,11%	2.046.521	45,35%	3.756.515	2,09%	2.058.916	45,24%	(16.325)	-0,43%	12.395	0,61%
Rupiah	3.614.878	95,81%	1.775.159	86,74%	3.601.370	95,87%	1.794.320	87,15%	(13.508)	-0,37%	19.161	1,08%
Valas	157.962	4,19%	271.362	13,26%	155.145	4,13%	264.596	12,85%	(2.817)	-1,78%	(6.766)	-2,49%
Sertifikat Deposito	157	0,00%	8.215	0,18%	160	0,00%	8.426	0,19%	3	1,91%	211	2,57%
Rupiah	157	0,00%	8.215	100,00%	160	0,00%	8.426	100,00%	3	1,91%	211	2,57%
Valas	-	0,00%	-	0,00%	-	0,00%	-	0,00%	0	0,00%	0	0,00%
Total	178.672.201	100,00%	4.512.757	100,00%	179.821.600	100,00%	4.550.907	100,00%	1.149.399	0,64%	38.150	0,85%
Rupiah	177.591.374	99,40%	3.795.025	84,10%	178.733.899	99,40%	3.852.462	84,65%	1.142.525	0,64%	57.437	1,51%
Valas	1.080.827	0,60%	717.732	15,90%	1.087.701	0,60%	698.445	15,35%	6.874	0,64%	(19.287)	-2,69%

Keterangan: Prosentase simpanan pada masing-masing jenis simpanan merupakan prosentase terhadap total simpanan

Grafik 2a
Distribusi Total Simpanan Berdasarkan Jenis Simpanan

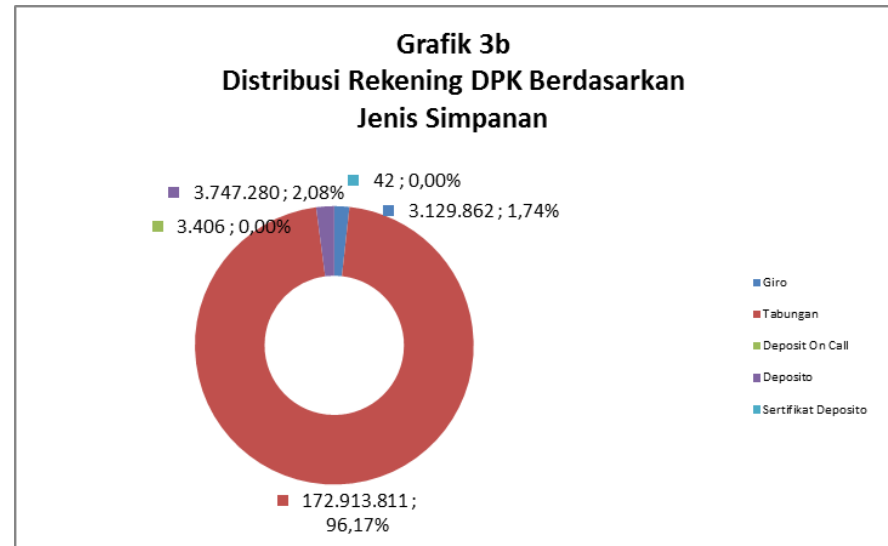
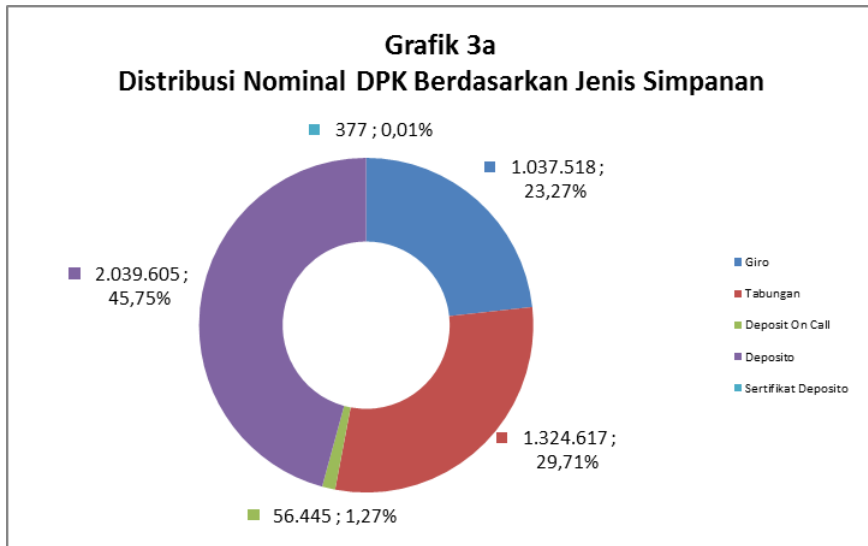


Grafik 2b
Distribusi Jumlah Rekening Berdasarkan Jenis Simpanan



Tabel 3												
DPK Berdasarkan Jenis Simpanan dan Valuta												
Jenis Simpanan	Feb-16				Mar-16				Δ			
	Rekening	%	Nominal (Rp Miliar)	%	Rekening	%	Nominal (Rp Miliar)	%	Δ Rekening	%	Δ Nominal (Rp Miliar)	%
Giro	3.096.541	1,73%	1.011.898	22,85%	3.129.862	1,74%	1.037.518	23,27%	33.321	1,08%	25.620	2,53%
Rupiah	2.888.472	93,28%	702.483	69,42%	2.923.396	93,40%	738.686	71,20%	34.924	1,21%	36.203	5,15%
Valas	208.069	6,72%	309.415	30,58%	206.466	6,60%	298.832	28,80%	(1.603)	-0,77%	(10.583)	-3,42%
Tabungan	171.781.540	96,16%	1.335.211	30,16%	172.913.811	96,17%	1.324.617	29,71%	1.132.271	0,66%	(10.594)	-0,79%
Rupiah	171.067.513	99,58%	1.218.204	91,24%	172.188.479	99,58%	1.207.557	91,16%	1.120.966	0,66%	(10.647)	-0,87%
Valas	714.027	0,42%	117.007	8,76%	725.332	0,42%	117.060	8,84%	11.305	1,58%	53	0,05%
Deposit on Call	3.342	0,00%	52.751	1,19%	3.406	0,00%	56.445	1,27%	64	1,92%	3.694	7,00%
Rupiah	3.018	90,31%	42.529	80,62%	3.084	90,55%	47.638	84,40%	66	2,19%	5.109	12,01%
Valas	324	9,69%	10.222	19,38%	322	9,45%	8.806	15,60%	(2)	-0,62%	(1.415)	-13,85%
Deposito	3.763.598	2,11%	2.027.565	45,79%	3.747.280	2,08%	2.039.605	45,75%	(16.318)	-0,43%	12.040	0,59%
Rupiah	3.605.646	95,80%	1.757.572	86,68%	3.592.144	95,86%	1.776.305	87,09%	(13.502)	-0,37%	18.734	1,07%
Valas	157.952	4,20%	269.993	13,32%	155.136	4,14%	263.299	12,91%	(2.816)	-1,78%	(6.694)	-2,48%
Sertifikat Deposito	39	0,00%	375	0,01%	42	0,00%	377	0,01%	3	7,69%	2	0,49%
Rupiah	39	100,00%	375	100,00%	42	100,00%	377	100,00%	3	7,69%	2	0,49%
Valas	-	0,00%	-	0,00%	-	0,00%	-	0,00%	0	0,00%	0	0,00%
Total	178.645.060	100,00%	4.427.799	100,00%	179.794.401	100,00%	4.458.560	100,00%	1.149.341	0,64%	30.761	0,69%
Rupiah	177.564.688	99,40%	3.721.162	84,04%	178.707.145	99,40%	3.770.563	84,57%	1.142.457	0,64%	49.400	1,33%
Valas	1.080.372	0,60%	706.637	15,96%	1.087.256	0,60%	687.998	15,43%	6.884	0,64%	(18.639)	-2,64%

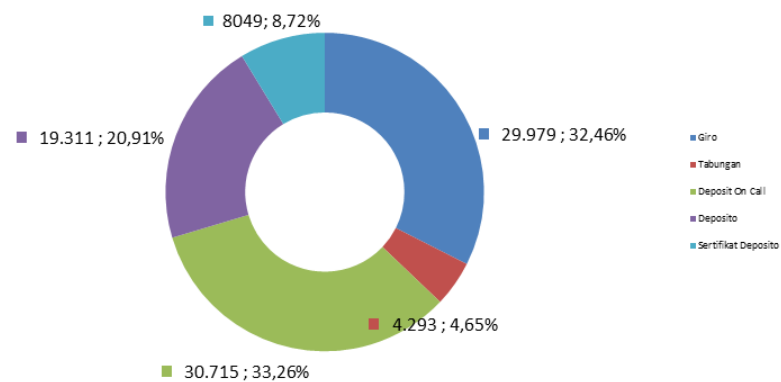
Keterangan: Prosentase simpanan pada masing-masing jenis simpanan merupakan prosentase terhadap total simpanan



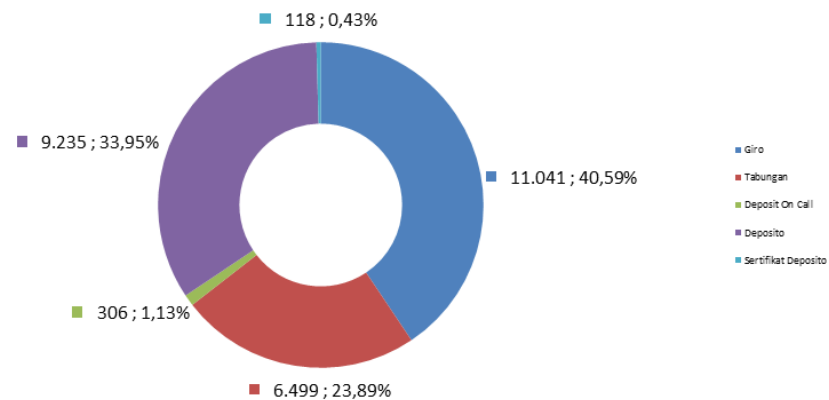
Tabel 4												
Simpanan Dari Bank Lain Berdasarkan Jenis Simpanan dan Valuta												
Jenis Simpanan	Feb-16				Mar-16				Δ			
	Rekening	%	Nominal (Rp Miliar)	%	Rekening	%	Nominal (Rp Miliar)	%	Δ Rekening	%	Δ Nominal (Rp Miliar)	%
Giro	11.099	40,89%	33.347	39,25%	11.041	40,59%	29.979	32,46%	(58)	-0,52%	(3.368)	-10,10%
Rupiah	10.668	96,12%	23.730	71,16%	10.619	96,18%	20.941	69,85%	(49)	-0,46%	(2.790)	-11,76%
Valas	431	3,88%	9.617	28,84%	422	3,82%	9.038	30,15%	(9)	-2,09%	(579)	-6,02%
Tabungan	6.484	23,89%	4.482	5,28%	6.499	23,89%	4.293	4,65%	15	0,23%	(189)	-4,22%
Rupiah	6.470	99,78%	4.373	97,56%	6.485	99,78%	4.180	97,38%	15	0,23%	(192)	-4,40%
Valas	14	0,22%	109	2,44%	14	0,22%	112	2,62%	0	0,00%	3	2,83%
Deposit on Call	198	0,73%	20.332	23,93%	306	1,13%	30.715	33,26%	108	54,55%	10.382	51,06%
Rupiah	198	100,00%	20.332	100,00%	306	100,00%	30.715	100,00%	108	54,55%	10.382	51,06%
Valas	-	0,00%	-	0,00%	-	0,00%	-	0,00%	0	0,00%	0	0,00%
Deposito	9.242	34,05%	18.956	22,31%	9.235	33,95%	19.311	20,91%	(7)	-0,08%	356	1,88%
Rupiah	9.232	99,89%	17.587	92,78%	9.226	99,90%	18.014	93,29%	(6)	-0,06%	427	2,43%
Valas	10	0,11%	1.369	7,22%	9	0,10%	1.297	6,71%	(1)	-10,00%	(72)	-5,25%
Sertifikat Deposito	118	0,43%	7.840	9,23%	118	0,43%	8.049	8,72%	0	0,00%	209	2,67%
Rupiah	118	0,00%	7.840	0,00%	118	100,00%	8.049	0,00%	0	0,00%	209	2,67%
Valas	-	0,00%	-	0,00%	-	0,00%	-	0,00%	0	0,00%	0	0,00%
Total	27.141	100,00%	84.957	100,00%	27.199	100,00%	92.346	100,00%	58	0,21%	7.389	8,70%
Rupiah	26.686	98,32%	73.863	86,94%	26.754	98,36%	81.899	88,69%	68	0,25%	8.037	10,88%
Valas	455	1,68%	11.095	13,06%	445	1,64%	10.447	11,31%	(10)	-2,20%	(647)	-5,83%

Keterangan: Prosentase simpanan pada masing-masing jenis simpanan merupakan prosentase terhadap total simpanan

Grafik 4a
Distribusi Nominal Simpanan dari Bank Lain
Berdasarkan Jenis Simpanan



Grafik 4b
Distribusi Rekening Simpanan dari Bank Lain
Berdasarkan Jenis Simpanan



III. DISTRIBUSI SIMPANAN BERDASARKAN SEGMENT NOMINAL SIMPANAN

Tabel 5 Total Simpanan Berdasarkan Segmen Nominal dan Valuta												
Nominal Simpanan	Feb-16				Mar-16				Δ			
	Rekening	%	Nominal (Rp Miliar)	%	Rekening	%	Nominal (Rp Miliar)	%	Δ Rekening	%	Δ Nominal (Rp Miliar)	%
N ≤ 100 Jt	174.734.139	97,80%	647.731	14,35%	175.904.630	97,82%	644.311	14,16%	1.170.491	0,67%	(3.420)	-0,53%
Rupiah	173.966.531	99,56%	632.048	97,58%	175.129.443	99,56%	630.261	97,82%	1.162.912	0,67%	(1.787)	-0,28%
Valas	767.608	0,44%	15.683	2,42%	775.187	0,44%	14.050	2,18%	7.579	0,99%	(1.633)	#####
100 Jt < N ≤ 200 Jt	1.775.116	0,99%	249.100	5,52%	1.770.481	0,98%	248.664	5,46%	(4.635)	-0,26%	(436)	-0,17%
Rupiah	1.670.059	94,08%	234.263	94,04%	1.663.048	93,93%	233.465	93,89%	(7.011)	-0,42%	(798)	-0,34%
Valas	105.057	5,92%	14.837	5,96%	107.433	6,07%	15.199	6,11%	2.376	2,26%	362	2,44%
200 Jt < N ≤ 500 Jt	1.199.513	0,67%	386.921	8,57%	1.191.807	0,66%	384.861	8,46%	(7.706)	-0,64%	(2.060)	-0,53%
Rupiah	1.100.233	91,72%	355.680	91,93%	1.095.447	91,91%	354.438	92,09%	(4.786)	-0,43%	(1.242)	-0,35%
Valas	99.280	8,28%	31.241	8,07%	96.360	8,09%	30.423	7,91%	(2.920)	-2,94%	(818)	-2,62%
500 Jt < N ≤ 1 M	493.430	0,28%	364.417	8,08%	489.339	0,27%	361.531	7,94%	(4.091)	-0,83%	(2.885)	-0,79%
Rupiah	446.422	90,47%	331.602	91,00%	441.678	90,26%	328.364	90,83%	(4.744)	-1,06%	(3.238)	-0,98%
Valas	47.008	9,53%	32.815	9,00%	47.661	9,74%	33.168	9,17%	653	1,39%	353	1,08%
1 M < N ≤ 2 M	245.576	0,14%	349.990	7,76%	243.243	0,14%	347.513	7,64%	(2.333)	-0,95%	(2.477)	-0,71%
Rupiah	217.409	88,53%	311.229	88,93%	214.650	88,25%	307.803	88,57%	(2.759)	-1,27%	(3.426)	-1,10%
Valas	28.167	11,47%	38.761	11,07%	28.593	11,75%	39.710	11,43%	426	1,51%	949	2,45%
2 M < N ≤ 5 M	146.143	0,08%	453.905	10,06%	143.923	0,08%	448.940	9,86%	(2.220)	-1,52%	(4.965)	-1,09%
Rupiah	128.140	87,68%	399.177	87,94%	126.588	87,96%	395.188	88,03%	(1.552)	-1,21%	(3.989)	-1,00%
Valas	18.003	12,32%	54.728	12,06%	17.335	12,04%	53.752	11,97%	(668)	-3,71%	(976)	-1,78%
N > 5 M	78.284	0,04%	2.060.693	45,66%	78.177	0,04%	2.115.086	46,48%	(107)	-0,14%	54.393	2,64%
Rupiah	62.580	79,94%	1.531.026	74,30%	63.045	80,64%	1.602.943	75,79%	465	0,74%	71.917	4,70%
Valas	15.704	20,06%	529.666	25,70%	15.132	19,36%	512.143	24,21%	(572)	-3,64%	(17.524)	-3,31%
Total	178.672.201	100,00%	4.512.757	100,00%	179.821.600	100,00%	4.550.907	100,00%	1.149.399	0,64%	38.150	0,85%
Rupiah	177.591.374	99,40%	3.795.025	84,10%	178.733.899	99,40%	3.852.462	84,65%	1.142.525	0,64%	57.437	1,51%
Valas	1.080.827	0,60%	717.732	15,90%	1.087.701	0,60%	698.445	15,35%	6.874	0,64%	(19.287)	-2,69%

Keterangan: Prosentase simpanan pada masing-masing segmen nominal simpanan merupakan prosentase terhadap total simpanan

Tabel 6												
DPK Berdasarkan Segmen Nominal dan Valuta												
Nominal Simpanan	Feb-16				Mar-16				Δ			
	Rekening	%	Nominal (Rp Miliar)	%	Rekening	%	Nominal (Rp Miliar)	%	Δ Rekening	%	Δ Nominal (Rp Miliar)	%
N ≤ 100 Jt	174.722.376	97,80%	647.433	14,62%	175.892.876	97,83%	644.014	14,44%	1.170.500	0,67%	(3.420)	-0,53%
Rupiah	173.954.912	99,56%	631.753	97,58%	175.117.830	99,56%	629.966	97,82%	1.162.918	0,67%	(1.787)	-0,28%
Valas	767.464	0,44%	15.681	2,42%	775.046	0,44%	14.048	2,18%	7.582	0,99%	(1.633)	#####
100 Jt < N ≤ 200 Jt	1.772.376	0,99%	248.692	5,62%	1.767.721	0,98%	248.252	5,57%	(4.655)	-0,26%	(440)	-0,18%
Rupiah	1.667.350	94,07%	233.860	94,04%	1.660.322	93,92%	233.058	93,88%	(7.028)	-0,42%	(802)	-0,34%
Valas	105.026	5,93%	14.833	5,96%	107.399	6,08%	15.195	6,12%	2.373	2,26%	362	2,44%
200 Jt < N ≤ 500 Jt	1.195.341	0,67%	385.416	8,70%	1.187.655	0,66%	383.367	8,60%	(7.686)	-0,64%	(2.049)	-0,53%
Rupiah	1.096.095	91,70%	354.185	91,90%	1.091.322	91,89%	352.952	92,07%	(4.773)	-0,44%	(1.233)	-0,35%
Valas	99.246	8,30%	31.231	8,10%	96.333	8,11%	30.415	7,93%	(2.913)	-2,94%	(816)	-2,61%
500 Jt < N ≤ 1 M	489.797	0,27%	361.383	8,16%	485.680	0,27%	358.460	8,04%	(4.117)	-0,84%	(2.923)	-0,81%
Rupiah	442.819	90,41%	328.591	90,93%	438.045	90,19%	325.311	90,75%	(4.774)	-1,08%	(3.279)	-1,00%
Valas	46.978	9,59%	32.792	9,07%	47.635	9,81%	33.149	9,25%	657	1,40%	356	1,09%
1 M < N ≤ 2 M	243.632	0,14%	347.033	7,84%	241.316	0,13%	344.553	7,73%	(2.316)	-0,95%	(2.479)	-0,71%
Rupiah	215.497	88,45%	308.317	88,84%	212.760	88,17%	304.896	88,49%	(2.737)	-1,27%	(3.421)	-1,11%
Valas	28.135	11,55%	38.716	11,16%	28.556	11,83%	39.658	11,51%	421	1,50%	942	2,43%
2 M < N ≤ 5 M	144.616	0,08%	448.778	10,14%	142.460	0,08%	443.956	9,96%	(2.156)	-1,49%	(4.823)	-1,07%
Rupiah	126.652	87,58%	394.176	87,83%	125.165	87,86%	390.343	87,92%	(1.487)	-1,17%	(3.833)	-0,97%
Valas	17.964	12,42%	54.602	12,17%	17.295	12,14%	53.613	12,08%	(669)	-3,72%	(989)	-1,81%
N > 5 M	76.922	0,04%	1.989.064	44,92%	76.693	0,04%	2.035.958	45,66%	(229)	-0,30%	46.894	2,36%
Rupiah	61.363	79,77%	1.470.282	73,92%	61.701	80,45%	1.534.037	75,35%	338	0,55%	63.755	4,34%
Valas	15.559	20,23%	518.782	26,08%	14.992	19,55%	501.921	24,65%	(567)	-3,64%	(16.861)	-3,25%
Total	178.645.060	100,00%	4.427.799	100,00%	179.794.401	100,00%	4.458.560	100,00%	1.149.341	0,64%	30.761	0,69%
Rupiah	177.564.688	99,40%	3.721.162	84,04%	178.707.145	99,40%	3.770.563	84,57%	1.142.457	0,64%	49.400	1,33%
Valas	1.080.372	0,60%	706.637	15,96%	1.087.256	0,60%	687.998	15,43%	6.884	0,64%	(18.639)	-2,64%

Keterangan: Prosentase simpanan pada masing-masing segmen nominal simpanan merupakan prosentase terhadap total simpanan

Tabel 7												
Simpanan Dari Bank Lain Berdasarkan Segmen Nominal dan Valuta												
Nominal Simpanan	Feb-16				Mar-16				Δ			
	Rekening	%	Nominal (Rp Miliar)	%	Rekening	%	Nominal (Rp Miliar)	%	Δ Rekening	%	Δ Nominal (Rp Miliar)	%
N ≤ 100 Jt	11.763	43,34%	297	0,35%	11.754	43,21%	297	0,32%	(9)	-0,08%	(0)	-0,06%
Rupiah	11.619	98,78%	295	99,20%	11.613	98,80%	295	99,29%	(6)	-0,05%	0	0,03%
Valas	144	1,22%	2	0,80%	141	1,20%	2	0,71%	(3)	-2,08%	(0)	-11,49%
100 Jt < N ≤ 200 Jt	2.740	10,10%	408	0,48%	2.760	10,15%	412	0,45%	20	0,73%	4	1,03%
Rupiah	2.709	98,87%	403	98,91%	2.726	98,77%	407	98,83%	17	0,63%	4	0,96%
Valas	31	1,13%	4	1,09%	34	1,23%	5	1,17%	3	9,68%	0	7,76%
200 Jt < N ≤ 500 Jt	4.172	15,37%	1.506	1,77%	4.152	15,27%	1.494	1,62%	(20)	-0,48%	(12)	-0,77%
Rupiah	4.138	99,19%	1.495	99,30%	4.125	99,35%	1.486	99,44%	(13)	-0,31%	(10)	-0,64%
Valas	34	0,81%	10	0,70%	27	0,65%	8	0,56%	(7)	-20,59%	(2)	-19,56%
500 Jt < N ≤ 1 M	3.633	13,39%	3.034	3,57%	3.659	13,45%	3.072	3,33%	26	0,72%	38	1,24%
Rupiah	3.603	99,17%	3.011	99,25%	3.633	99,29%	3.052	99,37%	30	0,83%	41	1,37%
Valas	30	0,83%	23	0,75%	26	0,71%	19	0,63%	(4)	-13,33%	(4)	-15,66%
1 M < N ≤ 2 M	1.944	7,16%	2.957	3,48%	1.927	7,08%	2.960	3,21%	(17)	-0,87%	3	0,09%
Rupiah	1.912	98,35%	2.913	98,49%	1.890	98,08%	2.908	98,24%	(22)	-1,15%	(5)	-0,16%
Valas	32	1,65%	45	1,51%	37	1,92%	52	1,76%	5	15,63%	7	16,74%
2 M < N ≤ 5 M	1.527	5,63%	5.127	6,03%	1.463	5,38%	4.984	5,40%	(64)	-4,19%	(143)	-2,78%
Rupiah	1.488	97,45%	5.001	97,55%	1.423	97,27%	4.845	97,21%	(65)	-4,37%	(156)	-3,12%
Valas	39	2,55%	126	2,45%	40	2,73%	139	2,79%	1	2,56%	13	10,51%
N > 5 M	1.362	5,02%	71.628	84,31%	1.484	5,46%	79.128	85,69%	122	8,96%	7.499	10,47%
Rupiah	1.217	89,35%	60.744	84,80%	1.344	90,57%	68.906	87,08%	127	10,44%	8.162	13,44%
Valas	145	10,65%	10.884	15,20%	140	9,43%	10.222	12,92%	(5)	-3,45%	(662)	-6,09%
Total	27.141	100,00%	84.957	100,00%	27.199	100,00%	92.346	100,00%	58	0,21%	7.389	8,70%
Rupiah	26.686	98,32%	73.863	86,94%	26.754	98,36%	81.899	88,69%	68	0,25%	8.037	10,88%
Valas	455	1,68%	11.095	13,06%	445	1,64%	10.447	11,31%	(10)	-2,20%	(647)	-5,83%

Keterangan: Prosentase simpanan pada masing-masing segmen nominal simpanan merupakan prosentase terhadap total simpanan

IV. DISTRIBUSI SIMPANAN BERDASARKAN BESARAN NILAI SIMPANAN YANG DIJAMIN

Tabel 8												
Total Simpanan Berdasarkan Besaran Nilai Simpanan yang Dijamin dan Valuta												
Nominal Simpanan	Feb-16				Mar-16				Δ			
	Rekening	%	Nominal (Rp Miliar)	%	Rekening	%	Nominal (Rp Miliar)	%	Δ Rekening	%	Δ Nominal (Rp Miliar)	%
N ≤ 2 M	178.447.774	99,87%	1.998.159	44,28%	179.599.500	99,88%	1.986.881	43,66%	1.151.726	0,65%	(11.278)	-0,56%
Rupiah	177.400.654	99,41%	1.864.822	93,33%	178.544.266	99,41%	1.854.331	93,33%	1.143.612	0,64%	(10.491)	-0,56%
Valas	1.047.120	0,59%	133.337	6,67%	1.055.234	0,59%	132.550	6,67%	8.114	0,77%	(787)	-0,59%
N > 2 M	224.427	0,13%	2.514.598	55,72%	222.100	0,12%	2.564.026	56,34%	(2.327)	-1,04%	49.428	1,97%
Rupiah	190.720	84,98%	1.930.203	76,76%	189.633	85,38%	1.998.131	77,93%	(1.087)	-0,57%	67.928	3,52%
Valas	33.707	15,02%	584.395	23,24%	32.467	14,62%	565.895	22,07%	(1.240)	-3,68%	(18.500)	-3,17%
Total	178.672.201	100,00%	4.512.757	100,00%	179.821.600	100,00%	4.550.907	100,00%	1.149.399	0,64%	38.150	0,85%
Rupiah	177.591.374	99,40%	3.795.025	84,10%	178.733.899	99,40%	3.852.462	84,65%	1.142.525	0,64%	57.437	1,51%
Valas	1.080.827	0,60%	717.732	15,90%	1.087.701	0,60%	698.445	15,35%	6.874	0,64%	(19.287)	-2,69%

Keterangan: Prosentase simpanan pada masing-masing segmen nominal simpanan merupakan prosentase terhadap total simpanan

Tabel 9												
DPK Berdasarkan Besaran Nilai Simpanan yang Dijamin dan Valuta												
Nominal Simpanan	Feb-16				Mar-16				Δ			
	Rekening	%	Nominal (Rp Miliar)	%	Rekening	%	Nominal (Rp Miliar)	%	Δ Rekening	%	Δ Nominal (Rp Miliar)	%
N ≤ 2 M	178.423.522	99,88%	1.989.957	44,94%	179.575.248	99,88%	1.978.646	44,38%	1.151.726	0,65%	(11.311)	-0,57%
Rupiah	177.376.673	99,41%	1.856.705	93,30%	178.520.279	99,41%	1.846.183	93,31%	1.143.606	0,64%	(10.522)	-0,57%
Valas	1.046.849	0,59%	133.252	6,70%	1.054.969	0,59%	132.464	6,69%	8.120	0,78%	(789)	-0,59%
N > 2 M	221.538	0,12%	2.437.843	55,06%	219.153	0,12%	2.479.914	55,62%	(2.385)	-1,08%	42.071	1,73%
Rupiah	188.015	84,87%	1.864.458	76,48%	186.866	85,27%	1.924.380	77,60%	(1.149)	-0,61%	59.922	3,21%
Valas	33.523	15,13%	573.385	23,52%	32.287	14,73%	555.534	22,40%	(1.236)	-3,69%	(17.851)	-3,11%
Total	178.645.060	100,00%	4.427.799	100,00%	179.794.401	100,00%	4.458.560	100,00%	1.149.341	0,64%	30.761	0,69%
Rupiah	177.564.688	99,40%	3.721.162	84,04%	178.707.145	99,40%	3.770.563	84,57%	1.142.457	0,64%	49.400	1,33%
Valas	1.080.372	0,60%	706.637	15,96%	1.087.256	0,60%	687.998	15,43%	6.884	0,64%	(18.639)	-2,64%

Keterangan: Prosentase simpanan pada masing-masing segmen nominal simpanan merupakan prosentase terhadap total simpanan

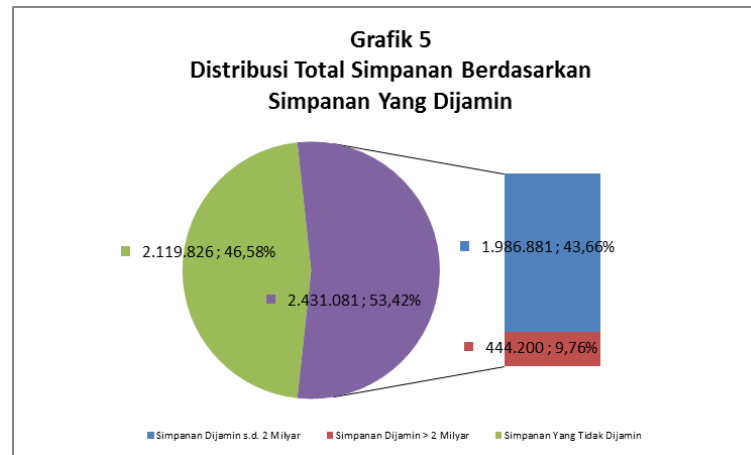
Tabel 10												
Simpanan Dari Bank Lain Berdasarkan Besaran Nilai Simpanan yang Dijamin dan Valuta												
Nominal Simpanan	Feb-16				Mar-16				Δ			
	Rekening	%	Nominal (Rp Miliar)	%	Rekening	%	Nominal (Rp Miliar)	%	Δ Rekening	%	Δ Nominal (Rp Miliar)	%
N ≤ 2 M	24.252	89,36%	8.202	9,65%	24.252	89,17%	8.235	8,92%	0	0,00%	33	0,40%
Rupiah	23.981	98,88%	8.117	98,97%	23.987	98,91%	8.148	98,95%	6	0,03%	31	0,38%
Valas	271	1,12%	85	1,03%	265	1,09%	87	1,05%	(6)	-2,21%	2	2,27%
N > 2 M	2.889	10,64%	76.755	90,35%	2.947	10,83%	84.112	91,08%	58	2,01%	7.356	9,58%
Rupiah	2.705	93,63%	65.746	85,66%	2.767	93,89%	73.751	87,68%	62	2,29%	8.006	12,18%
Valas	184	6,37%	11.010	14,34%	180	6,11%	10.361	12,32%	(4)	-2,17%	(649)	-5,90%
Total	27.141	100,00%	84.957	100,00%	27.199	100,00%	92.346	100,00%	58	0,21%	7.389	8,70%
Rupiah	26.686	98,32%	73.863	86,94%	26.754	98,36%	81.899	88,69%	68	0,25%	8.037	10,88%
Valas	455	1,68%	11.095	13,06%	445	1,64%	10.447	11,31%	(10)	-2,20%	(647)	-5,83%

Keterangan: Prosentase simpanan pada masing-masing segmen nominal simpanan merupakan prosentase terhadap total simpanan

V. DISTRIBUSI SIMPANAN YANG DIJAMIN

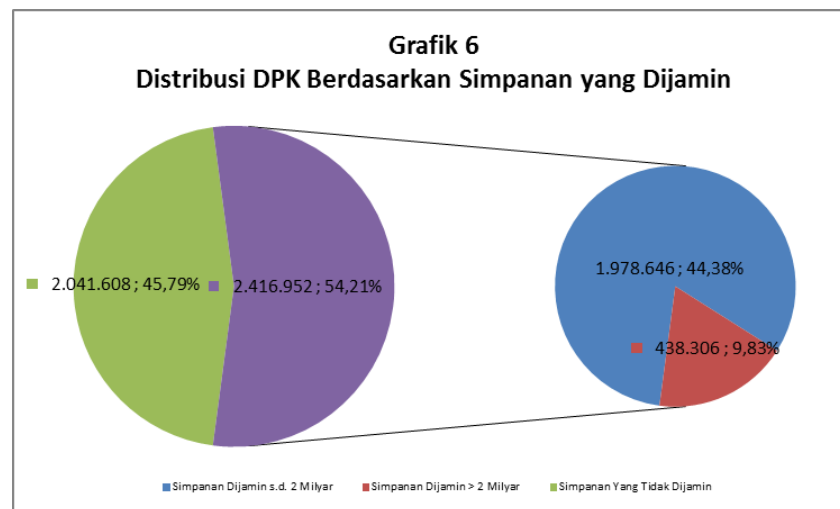
Tabel 11 Total Simpanan Berdasarkan Simpanan Yang Dijamin dan Valuta												
Nominal Simpanan	Feb-16				Mar-16				Δ			
	Rekening	%	Nominal (Rp Miliar)	%	Rekening	%	Nominal (Rp Miliar)	%	Δ Rekening	%	Δ Nominal (Rp Miliar)	%
N ≤ 2 M	178.447.774	99,87%	1.998.159	81,66%	179.599.500	99,88%	1.986.881	81,73%	1.151.726	0,65%	(11.278)	-0,56%
Rupiah	177.400.654	99,41%	1.864.822	93,33%	178.544.266	99,41%	1.854.331	93,33%	1.143.612	0,64%	(10.491)	-0,56%
Valas	1.047.120	0,59%	133.337	6,67%	1.055.234	0,59%	132.550	6,67%	8.114	0,77%	(787)	-0,59%
N > 2 M	224.427	0,13%	448.854	18,34%	222.100	0,12%	444.200	18,27%	(2.327)	-1,04%	(4.654)	-1,04%
Rupiah	190.720	84,98%	381.440	84,98%	189.633	85,38%	379.266	85,38%	(1.087)	-0,57%	(2.174)	-0,57%
Valas	33.707	15,02%	67.414	15,02%	32.467	14,62%	64.934	14,62%	(1.240)	-3,68%	(2.480)	-3,68%
Total	178.672.201	100,00%	2.447.013	100,00%	179.821.600	100,00%	2.431.081	100,00%	1.149.399	0,64%	(15.932)	-0,65%
Rupiah	177.591.374	99,40%	2.246.262	91,80%	178.733.899	99,40%	2.233.597	91,88%	1.142.525	0,64%	(12.665)	-0,56%
Valas	1.080.827	0,60%	200.751	8,20%	1.087.701	0,60%	197.484	8,12%	6.874	0,64%	(3.267)	-1,63%

Keterangan: Prosentase simpanan pada masing-masing segmen nominal simpanan merupakan prosentase terhadap total simpanan



Tabel 12												
DPK berdasarkan Simpanan yang Dijamin dan Valuta												
Nominal Simpanan	Feb-16				Mar-16				Δ			
	Rekening	%	Nominal (Rp Miliar)	%	Rekening	%	Nominal (Rp Miliar)	%	Δ Rekening	%	Δ Nominal (Rp Miliar)	%
N ≤ 2 M	178.423.522	99,88%	1.989.957	81,79%	179.575.248	99,88%	1.978.646	81,87%	1.151.726	0,65%	(11.311)	-0,57%
Rupiah	177.376.673	99,41%	1.856.705	93,30%	178.520.279	99,41%	1.846.183	93,31%	1.143.606	0,64%	(10.522)	-0,57%
Valas	1.046.849	0,59%	133.252	6,70%	1.054.969	0,59%	132.464	6,69%	8.120	0,78%	(789)	-0,59%
N > 2 M	221.538	0,12%	443.076	18,21%	219.153	0,12%	438.306	18,13%	(2.385)	-1,08%	(4.770)	-1,08%
Rupiah	188.015	84,87%	376.030	84,87%	186.866	85,27%	373.732	85,27%	(1.149)	-0,61%	(2.298)	-0,61%
Valas	33.523	15,13%	67.046	15,13%	32.287	14,73%	64.574	14,73%	(1.236)	-3,69%	(2.472)	-3,69%
Total	178.645.060	100,00%	2.433.033	100,00%	179.794.401	100,00%	2.416.952	100,00%	1.149.341	0,64%	(16.081)	-0,66%
Rupiah	177.564.688	99,40%	2.232.735	91,77%	178.707.145	99,40%	2.219.915	91,85%	1.142.457	0,64%	(12.820)	-0,57%
Valas	1.080.372	0,60%	200.298	8,23%	1.087.256	0,60%	197.038	8,15%	6.884	0,64%	(3.261)	-1,63%

Keterangan: Prosentase simpanan pada masing-masing segmen nominal simpanan merupakan prosentase terhadap total simpanan



Tabel 13												
Simpanan Dari Bank Lain Berdasarkan Simpanan Yang Dijamin dan Valuta												
Nominal Simpanan	Feb-16				Mar-16				Δ			
	Rekening	%	Nominal (Rp Miliar)	%	Rekening	%	Nominal (Rp Miliar)	%	Δ Rekening	%	Δ Nominal (Rp Miliar)	%
N ≤ 2 M	24.252	89,36%	8.202	58,67%	24.252	89,17%	8.235	58,28%	0	0,00%	33	0,40%
Rupiah	23.981	98,88%	8.117	98,97%	23.987	98,91%	8.148	98,95%	6	0,03%	31	0,38%
Valas	271	1,12%	85	1,03%	265	1,09%	87	1,05%	(6)	-2,21%	2	2,27%
N > 2 M	2.889	10,64%	5.778	41,33%	2.947	10,83%	5.894	41,72%	58	2,01%	116	2,01%
Rupiah	2.705	93,63%	5.410	93,63%	2.767	93,89%	5.534	93,89%	62	2,29%	124	2,29%
Valas	184	6,37%	368	6,37%	180	6,11%	360	6,11%	(4)	-2,17%	(8)	-2,17%
Total	27.141	100,00%	13.980	100,00%	27.199	100,00%	14.129	100,00%	58	0,21%	149	1,07%
Rupiah	26.686	98,32%	13.527	96,76%	26.754	98,36%	13.682	96,84%	68	0,25%	155	1,15%
Valas	455	1,68%	453	3,24%	445	1,64%	447	3,16%	(10)	-2,20%	(6)	-1,34%

Keterangan: Prosentase simpanan pada masing-masing segmen nominal simpanan merupakan prosentase terhadap total simpanan

