



LEMBAGA
PENJAMIN
SIMPANAN

Indonesia
Deposit
Insurance
Corporation

Distribusi Simpanan Bank Umum

April 2016

DAFTAR ISI

| | | |
|--|-----------|----|
| Keterangan | | 2 |
| I. Pertumbuhan Total Simpanan dan Jumlah Rekening pada Bank Umum | | 3 |
| Total Simpanan dan Jumlah Rekening | Tabel 1 | 3 |
| Pertumbuhan Total Simpanan dan Jumlah Rekening | Grafik 1 | 3 |
| Tabel Pertumbuhan Simpanan dan Jumlah Rekening Year on Year | Tabel 1.1 | 4 |
| II. Distribusi Simpanan Berdasarkan Jenis Simpanan dan Valuta | | 4 |
| Total Simpanan Berdasarkan Jenis Simpanan dan Valuta | Tabel 2 | 5 |
| Distribusi Total Simpanan Berdasarkan Jenis Simpanan | Grafik 2a | 6 |
| Distribusi Total Rekening Berdasarkan Jenis Simpanan | Grafik 2b | 6 |
| DPK Berdasarkan Jenis Simpanan dan Valuta | Tabel 3 | 7 |
| Distribusi Nominal DPK berdasarkan Jenis Simpanan | Grafik 3a | 8 |
| Distribusi Rekening DPK berdasarkan Jenis Simpanan | Grafik 3b | 8 |
| Simpanan Dari Bank Lain Berdasarkan Jenis Simpanan dan Valuta | Tabel 4 | 9 |
| Distribusi Nominal Simpanan dari Bank Lain berdasarkan Jenis Simpanan | Grafik 4a | 10 |
| Distribusi Rekening Simpanan dari Bank Lain berdasarkan Jenis Simpanan | Grafik 4b | 10 |
| III. Distribusi Simpanan Berdasarkan Segmen Nominal Simpanan | | 11 |
| Total Simpanan Berdasarkan Segmen Nominal dan Valuta | Tabel 5 | 11 |
| DPK Berdasarkan segmen Nominal dan Valuta | Tabel 6 | 12 |
| Simpanan dari Bank Lain berdasarkan segmen Nominal dan Valuta | Tabel 7 | 13 |
| IV. Distribusi Simpanan Berdasarkan Besaran Nilai Simpanan yang Dijamin dan Valuta | | 14 |
| Total Simpanan berdasarkan Besaran Nilai Simpanan yang Dijamin dan Valuta | Tabel 8 | 14 |
| DPK berdasarkan Besaran Nilai Simpanan yang Dijamin dan Valuta | Tabel 9 | 15 |
| Simpanan dari Bank Lain berdasarkan Besaran Nilai Simpanan yang Dijamin dan Valuta | Tabel 10 | 16 |
| V. Distribusi Simpanan Yang Dijamin dan Valuta | | 17 |
| Total Simpanan berdasarkan Simpanan yang Dijamin dan Valuta | Tabel 11 | 17 |
| DPK berdasarkan Simpanan yang Dijamin dan Valuta | Tabel 12 | 18 |
| Simpanan dari Bank Lain berdasarkan Simpanan yang Dijamin dan Valuta | Tabel 13 | 19 |
| Distribusi Total Simpanan berdasarkan Simpanan yang Dijamin | Grafik 5 | 17 |
| Distribusi DPK berdasarkan Simpanan yang Dijamin dan Valuta | Grafik 6 | 18 |
| Distribusi Simpanan dari Bank Lain berdasarkan Simpanan yang Dijamin dan Valuta | Grafik 7 | 19 |

KETERANGAN

Sumber Data

Data yang digunakan bersumber dari Laporan Posisi Simpanan yang disampaikan oleh bank umum kepada Lembaga Penjamin Simpanan.

Jumlah bank umum:

- a. Bank Umum Konvensional : 106
- b. Bank Umum Syariah : 12

Definisi

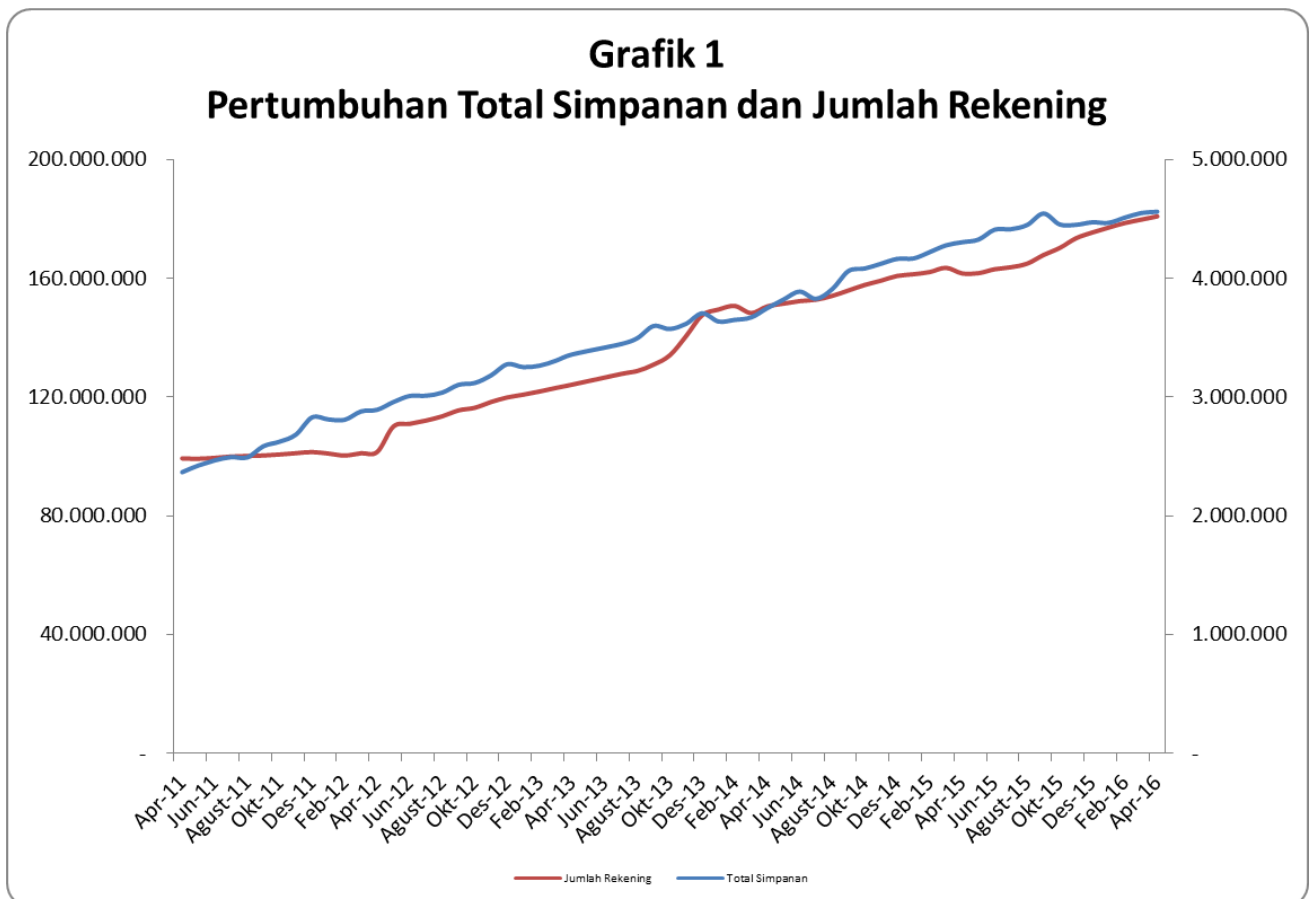
Simpanan meliputi Dana Pihak Ketiga dan simpanan dari bank lain.

Simpanan Yang Dijamin meliputi: a. seluruh simpanan yang nominalnya \leq Rp2 Miliar; b. proporsi simpanan yang dijamin (Rp2 Miliar) dari seluruh simpanan dengan nominal di atas Rp2 Miliar.

Besaran Nilai Simpanan Yang Dijamin adalah Rp2 Milyar per nasabah per bank sebagaimana diatur dalam Peraturan Pemerintah No. 66 Tahun 2008.

I. PERTUMBUHAN TOTAL SIMPANAN DAN JUMLAH REKENING PADA BANK UMUM

| Tabel 1 | | | | | | | | | | |
|------------------------------------|-------------|---------------------|-------------|---------------------|-------------|---------------------|-------------|---------------------|-------------|---------------------|
| Total Simpanan dan Jumlah Rekening | | | | | | | | | | |
| Bulan | 2012 | | 2013 | | 2014 | | 2015 | | 2016 | |
| | Rekening | Nominal (Rp Miliar) | Rekening | Nominal (Rp Miliar) | Rekening | Nominal (Rp Miliar) | Rekening | Nominal (Rp Miliar) | Rekening | Nominal (Rp Miliar) |
| Januari | 100.995.991 | 2.812.389 | 120.846.777 | 3.253.000 | 149.530.751 | 3.637.382 | 161.428.538 | 4.168.841 | 177.136.780 | 4.468.860 |
| Februari | 100.339.507 | 2.809.349 | 121.930.266 | 3.265.247 | 150.736.550 | 3.651.574 | 162.168.106 | 4.222.482 | 178.672.201 | 4.512.757 |
| Maret | 101.097.601 | 2.879.534 | 123.124.821 | 3.307.495 | 148.368.994 | 3.671.553 | 163.591.483 | 4.279.063 | 179.821.600 | 4.550.907 |
| April | 101.531.209 | 2.894.013 | 124.229.263 | 3.360.138 | 150.569.713 | 3.749.915 | 161.703.787 | 4.305.689 | 180.940.127 | 4.562.449 |
| Mei | 110.120.237 | 2.958.972 | 125.424.329 | 3.399.580 | 151.524.434 | 3.822.525 | 161.794.457 | 4.327.966 | | |
| Juni | 111.011.366 | 3.010.181 | 126.795.614 | 3.434.159 | 152.378.966 | 3.889.318 | 163.120.385 | 4.411.687 | | |
| Juli | 112.124.718 | 3.011.850 | 127.809.412 | 3.447.375 | 152.859.205 | 3.828.767 | 163.802.232 | 4.415.367 | | |
| Agustus | 113.534.001 | 3.037.803 | 128.817.609 | 3.496.756 | 154.140.288 | 3.910.281 | 165.008.829 | 4.451.403 | | |
| September | 115.525.552 | 3.104.251 | 130.943.737 | 3.599.133 | 155.974.513 | 4.062.918 | 167.924.825 | 4.546.948 | | |
| Oktober | 116.426.607 | 3.119.552 | 134.082.846 | 3.574.573 | 157.829.886 | 4.084.023 | 170.285.831 | 4.454.912 | | |
| Nopember | 118.364.092 | 3.182.867 | 140.527.064 | 3.617.855 | 159.273.484 | 4.124.111 | 173.560.667 | 4.452.224 | | |
| Desember | 119.917.930 | 3.277.154 | 147.626.510 | 3.706.609 | 160.867.462 | 4.165.300 | 175.501.916 | 4.473.772 | | |



| Tabel 1.1 | | | | | | |
|--|-------------|------------------------|------------|--------|---------------|--------|
| Pertumbuhan Total Simpanan dan Jumlah Rekening | | | | | | |
| Year On Year | | | | | | |
| Tahun | Rekening | Nominal (Rp Miliar) | Rekening | | Nominal | |
| | | | Δ | %Δ | Δ (Rp Milyar) | %Δ |
| 2012 | 119.917.930 | 3.277.154 | 18.414.366 | 18,14% | 446.832 | 15,79% |
| 2013 | 147.626.510 | 3.706.609 | 27.708.580 | 23,11% | 429.455 | 13,10% |
| 2014 | 160.867.462 | 4.165.300 | 13.240.952 | 8,97% | 458.691 | 12,37% |
| 2015 | 175.501.916 | 4.473.772 | 14.634.454 | 9,10% | 308.472 | 7,41% |
| 2016 | 180.940.127 | 4.562.449 | 5.438.211 | 3,10% | 88.677 | 1,98% |

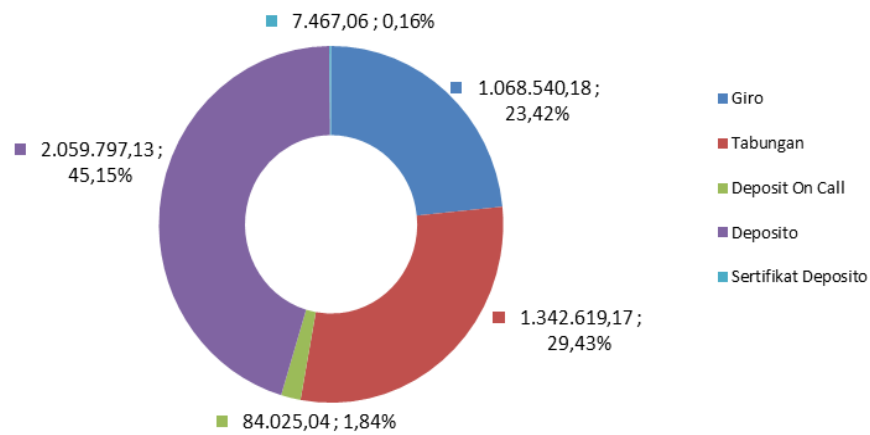
*) Data sampai dengan April 2016

II. DISTRIBUSI SIMPANAN BERDASARKAN JENIS SIMPANAN

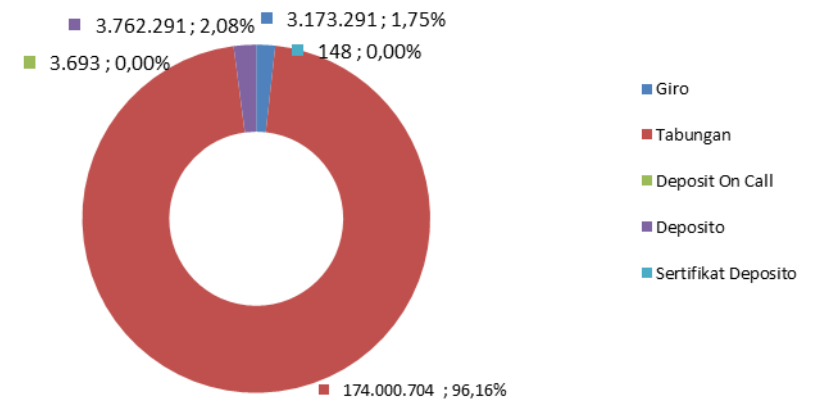
| Tabel 2 Total Simpanan Berdasarkan Jenis Simpanan dan Valuta | | | | | | | | | | | | |
|---|--------------------|----------------|------------------------|----------------|--------------------|----------------|------------------------|----------------|------------------|---------------|--------------------------|----------------|
| Jenis Simpanan | Mar-16 | | | | Apr-16 | | | | Δ | | | |
| | Rekening | % | Nominal (Rp Miliar) | % | Rekening | % | Nominal (Rp Miliar) | % | Δ Rekening | % | Δ Nominal (Rp Miliar) | % |
| Giro | 3.140.903 | 1,75% | 1.067.497 | 23,46% | 3.173.291 | 1,75% | 1.068.540 | 23,42% | 32.388 | 1,03% | 1.043 | 0,10% |
| Rupiah | 2.934.015 | 93,41% | 759.627 | 71,16% | 2.967.745 | 93,52% | 768.785 | 71,95% | 33.730 | 1,15% | 9.158 | 1,21% |
| Valas | 206.888 | 6,59% | 307.870 | 28,84% | 205.546 | 6,48% | 299.755 | 28,05% | (1.342) | -0,65% | (8.115) | -2,64% |
| Tabungan | 172.920.310 | 96,16% | 1.328.909 | 29,20% | 174.000.704 | 96,16% | 1.342.619 | 29,43% | 1.080.394 | 0,62% | 13.710 | 1,03% |
| Rupiah | 172.194.964 | 99,58% | 1.211.737 | 91,18% | 173.277.005 | 99,58% | 1.227.235 | 91,41% | 1.082.041 | 0,63% | 15.498 | 1,28% |
| Valas | 725.346 | 0,42% | 117.172 | 8,82% | 723.699 | 0,42% | 115.384 | 8,59% | (1.647) | -0,23% | (1.788) | -1,53% |
| Deposit on Call | 3.712 | 0,00% | 87.159 | 1,92% | 3.693 | 0,00% | 84.025 | 1,84% | (19) | -0,51% | (3.134) | -3,60% |
| Rupiah | 3.390 | 91,33% | 78.353 | 89,90% | 3.333 | 90,25% | 76.120 | 90,59% | (57) | -1,68% | (2.233) | -2,85% |
| Valas | 322 | 8,67% | 8.806 | 10,10% | 360 | 9,75% | 7.905 | 9,41% | 38 | 11,80% | (901) | -10,24% |
| Deposito | 3.756.515 | 2,09% | 2.058.916 | 45,24% | 3.762.291 | 2,08% | 2.059.797 | 45,15% | 5.776 | 0,15% | 881 | 0,04% |
| Rupiah | 3.601.370 | 95,87% | 1.794.320 | 87,15% | 3.609.224 | 95,93% | 1.804.539 | 87,61% | 7.854 | 0,22% | 10.219 | 0,57% |
| Valas | 155.145 | 4,13% | 264.596 | 12,85% | 153.067 | 4,07% | 255.258 | 12,39% | (2.078) | -1,34% | (9.338) | -3,53% |
| Sertifikat Deposito | 160 | 0,00% | 8.426 | 0,19% | 148 | 0,00% | 7.467 | 0,16% | (12) | -7,50% | (959) | -11,38% |
| Rupiah | 160 | 0,00% | 8.426 | 100,00% | 148 | 0,00% | 7.467 | 100,00% | (12) | -7,50% | (959) | -11,38% |
| Valas | - | 0,00% | - | 0,00% | - | 0,00% | - | 0,00% | 0 | 0,00% | 0 | 0,00% |
| Total | 179.821.600 | 100,00% | 4.550.907 | 100,00% | 180.940.127 | 100,00% | 4.562.449 | 100,00% | 1.118.527 | 0,62% | 11.542 | 0,25% |
| Rupiah | 178.733.899 | 99,40% | 3.852.463 | 84,65% | 179.857.455 | 99,40% | 3.884.147 | 85,13% | 1.123.556 | 0,63% | 31.684 | 0,82% |
| Valas | 1.087.701 | 0,60% | 698.444 | 15,35% | 1.082.672 | 0,60% | 678.302 | 14,87% | (5.029) | -0,46% | (20.142) | -2,88% |

Keterangan: Prosentase simpanan pada masing-masing jenis simpanan merupakan prosentase terhadap total simpanan

Grafik 2a
Distribusi Total Simpanan Berdasarkan Jenis Simpanan



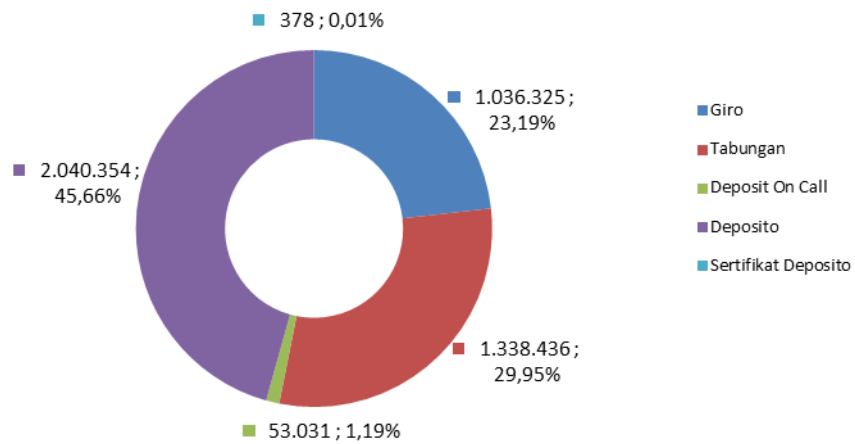
Grafik 2b
Distribusi Jumlah Rekening Berdasarkan Jenis Simpanan



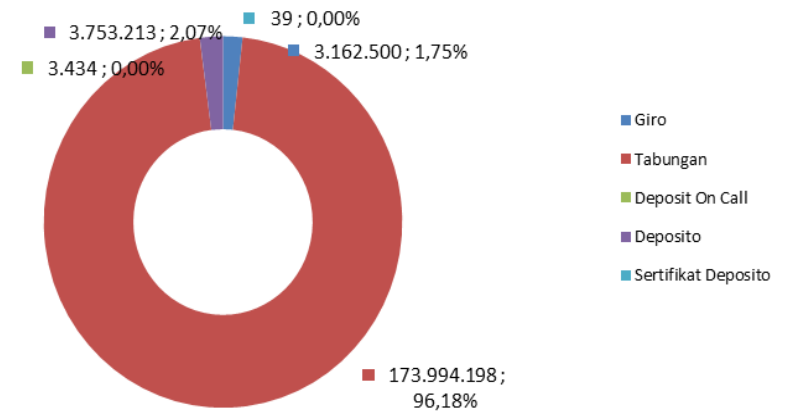
| Tabel 3 | | | | | | | | | | | | |
|---|--------------------|----------------|------------------------|----------------|--------------------|----------------|------------------------|----------------|------------------|---------------|--------------------------|---------------|
| DPK Berdasarkan Jenis Simpanan dan Valuta | | | | | | | | | | | | |
| Jenis Simpanan | Mar-16 | | | | Apr-16 | | | | Δ | | | |
| | Rekening | % | Nominal (Rp Miliar) | % | Rekening | % | Nominal (Rp Miliar) | % | Δ Rekening | % | Δ Nominal (Rp Miliar) | % |
| Giro | 3.129.862 | 1,74% | 1.037.518 | 23,27% | 3.162.500 | 1,75% | 1.036.325 | 23,19% | 32.638 | 1,04% | (1.193) | -0,11% |
| Rupiah | 2.923.396 | 93,40% | 738.686 | 71,20% | 2.957.363 | 93,51% | 743.764 | 71,77% | 33.967 | 1,16% | 5.078 | 0,69% |
| Valas | 206.466 | 6,60% | 298.832 | 28,80% | 205.137 | 6,49% | 292.562 | 28,23% | (1.329) | -0,64% | (6.270) | -2,10% |
| Tabungan | 172.913.811 | 96,17% | 1.324.617 | 29,71% | 173.994.198 | 96,18% | 1.338.436 | 29,95% | 1.080.387 | 0,62% | 13.819 | 1,04% |
| Rupiah | 172.188.479 | 99,58% | 1.207.557 | 91,16% | 173.270.513 | 99,58% | 1.223.165 | 91,39% | 1.082.034 | 0,63% | 15.608 | 1,29% |
| Valas | 725.332 | 0,42% | 117.060 | 8,84% | 723.685 | 0,42% | 115.271 | 8,61% | (1.647) | -0,23% | (1.789) | -1,53% |
| Deposit on Call | 3.406 | 0,00% | 56.444 | 1,27% | 3.434 | 0,00% | 53.031 | 1,19% | 28 | 0,82% | (3.413) | -6,05% |
| Rupiah | 3.084 | 90,55% | 47.638 | 84,40% | 3.075 | 89,55% | 45.218 | 85,27% | (9) | -0,29% | (2.420) | -5,08% |
| Valas | 322 | 9,45% | 8.806 | 15,60% | 359 | 10,45% | 7.812 | 14,73% | 37 | 11,49% | (994) | -11,28% |
| Deposito | 3.747.280 | 2,08% | 2.039.604 | 45,75% | 3.753.213 | 2,07% | 2.040.354 | 45,66% | 5.933 | 0,16% | 750 | 0,04% |
| Rupiah | 3.592.144 | 95,86% | 1.776.305 | 87,09% | 3.600.156 | 95,92% | 1.786.432 | 87,55% | 8.012 | 0,22% | 10.127 | 0,57% |
| Valas | 155.136 | 4,14% | 263.299 | 12,91% | 153.057 | 4,08% | 253.922 | 12,45% | (2.079) | -1,34% | (9.377) | -3,56% |
| Sertifikat Deposito | 42 | 0,00% | 377 | 0,01% | 39 | 0,00% | 378 | 0,01% | (3) | -7,14% | 1 | 0,24% |
| Rupiah | 42 | 100,00% | 377 | 100,00% | 39 | 100,00% | 378 | 100,00% | (3) | -7,14% | 1 | 0,24% |
| Valas | - | 0,00% | - | 0,00% | - | 0,00% | - | 0,00% | 0 | 0,00% | 0 | 0,00% |
| Total | 179.794.401 | 100,00% | 4.458.560 | 100,00% | 180.913.384 | 100,00% | 4.468.524 | 100,00% | 1.118.983 | 0,62% | 9.964 | 0,22% |
| Rupiah | 178.707.145 | 99,40% | 3.770.563 | 84,57% | 179.831.146 | 99,40% | 3.798.957 | 85,02% | 1.124.001 | 0,63% | 28.394 | 0,75% |
| Valas | 1.087.256 | 0,60% | 687.997 | 15,43% | 1.082.238 | 0,60% | 669.567 | 14,98% | (5.018) | -0,46% | (18.430) | -2,68% |

Keterangan: Prosentase simpanan pada masing-masing jenis simpanan merupakan prosentase terhadap total simpanan

Grafik 3a
Distribusi Nominal DPK Berdasarkan Jenis Simpanan



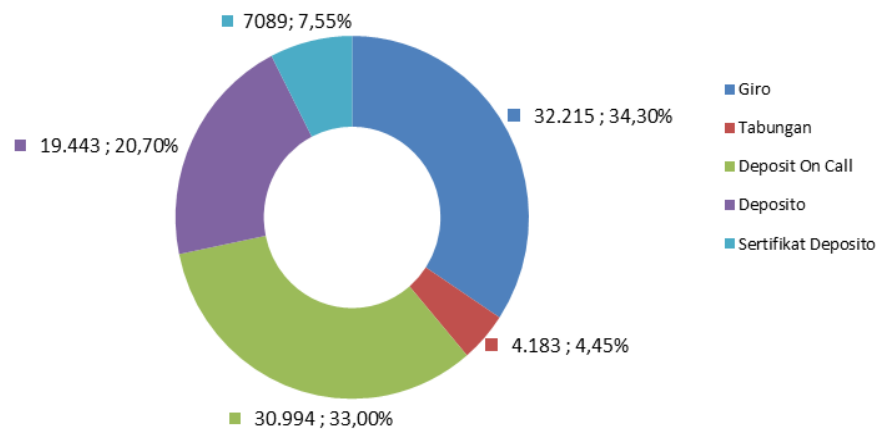
Grafik 3b
Distribusi Rekening DPK Berdasarkan Jenis Simpanan



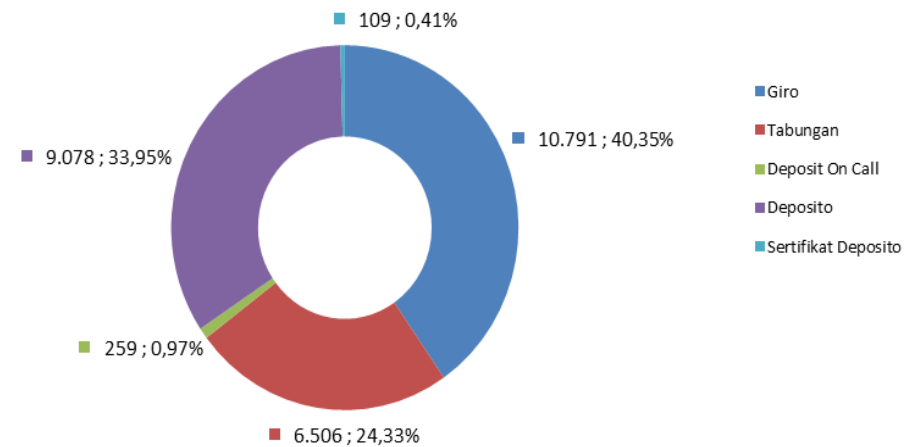
| Tabel 4 | | | | | | | | | | | | |
|---|---------------|----------------|------------------------|----------------|---------------|----------------|------------------------|----------------|---------------|----------------|--------------------------|----------------|
| Simpanan Dari Bank Lain Berdasarkan Jenis Simpanan dan Valuta | | | | | | | | | | | | |
| Jenis Simpanan | Mar-16 | | | | Apr-16 | | | | Δ | | | |
| | Rekening | % | Nominal (Rp Miliar) | % | Rekening | % | Nominal (Rp Miliar) | % | Δ Rekening | % | Δ Nominal (Rp Miliar) | % |
| Giro | 11.041 | 40,59% | 29.979 | 32,46% | 10.791 | 40,35% | 32.215 | 34,30% | (250) | -2,26% | 2.236 | 7,46% |
| Rupiah | 10.619 | 96,18% | 20.941 | 69,85% | 10.382 | 96,21% | 25.022 | 77,67% | (237) | -2,23% | 4.081 | 19,49% |
| Valas | 422 | 3,82% | 9.038 | 30,15% | 409 | 3,79% | 7.193 | 22,33% | (13) | -3,08% | (1.845) | -20,41% |
| Tabungan | 6.499 | 23,89% | 4.292 | 4,65% | 6.506 | 24,33% | 4.183 | 4,45% | 7 | 0,11% | (109) | -2,54% |
| Rupiah | 6.485 | 99,78% | 4.180 | 97,39% | 6.492 | 99,78% | 4.070 | 97,30% | 7 | 0,11% | (110) | -2,63% |
| Valas | 14 | 0,22% | 112 | 2,61% | 14 | 0,22% | 113 | 2,70% | 0 | 0,00% | 1 | 0,86% |
| Deposit on Call | 306 | 1,13% | 30.715 | 33,26% | 259 | 0,97% | 30.994 | 33,00% | (47) | -15,36% | 279 | 0,91% |
| Rupiah | 306 | 100,00% | 30.715 | 100,00% | 258 | 99,61% | 30.902 | 99,70% | (48) | -15,69% | 187 | 0,61% |
| Valas | - | 0,00% | - | 0,00% | 1 | 0,39% | 92 | 0,30% | 1 | -2,13% | 92 | 33,04% |
| Deposito | 9.235 | 33,95% | 19.311 | 20,91% | 9.078 | 33,95% | 19.443 | 20,70% | (157) | -1,70% | 132 | 0,68% |
| Rupiah | 9.226 | 99,90% | 18.014 | 93,28% | 9.068 | 99,89% | 18.107 | 93,13% | (158) | -1,71% | 93 | 0,52% |
| Valas | 9 | 0,10% | 1.297 | 6,72% | 10 | 0,11% | 1.336 | 6,87% | 1 | 11,11% | 39 | 2,99% |
| Sertifikat Deposito | 118 | 0,43% | 8.049 | 8,72% | 109 | 0,41% | 7.089 | 7,55% | (9) | -0,01% | (960) | -11,93% |
| Rupiah | 118 | 0,00% | 8.049 | 0,00% | 109 | 100,00% | 7.089 | 0,00% | (9) | 0,00% | (960) | -11,93% |
| Valas | - | 0,00% | - | 0,00% | - | 0,00% | - | 0,00% | 0 | 0,00% | 0 | 0,00% |
| Total | 27.199 | 100,00% | 92.346 | 100,00% | 26.743 | 100,00% | 93.925 | 100,00% | (456) | -1,68% | 1.579 | 1,71% |
| Rupiah | 26.754 | 98,36% | 81.899 | 88,69% | 26.309 | 98,38% | 85.190 | 90,70% | (445) | -1,66% | 3.291 | 4,02% |
| Valas | 445 | 1,64% | 10.447 | 11,31% | 434 | 1,62% | 8.734 | 9,30% | (11) | -2,47% | (1.713) | -16,39% |

Keterangan: Prosentase simpanan pada masing-masing jenis simpanan merupakan prosentase terhadap total simpanan

Grafik 4a
Distribusi Nominal Simpanan dari Bank Lain
Berdasarkan Jenis Simpanan



Grafik 4b
Distribusi Rekening Simpanan dari Bank Lain
Berdasarkan Jenis Simpanan



III. DISTRIBUSI SIMPANAN BERDASARKAN SEGMENT NOMINAL SIMPANAN

| Tabel 5 Total Simpanan Berdasarkan Segmen Nominal dan Valuta | | | | | | | | | | | | |
|---|--------------------|----------------|---------------------|----------------|--------------------|----------------|---------------------|----------------|------------------|---------------|-----------------------|---------------|
| Nominal Simpanan | Mar-16 | | | | Apr-16 | | | | Δ | | | |
| | Rekening | % | Nominal (Rp Miliar) | % | Rekening | % | Nominal (Rp Miliar) | % | Δ Rekening | % | Δ Nominal (Rp Miliar) | % |
| N ≤ 100 Jt | 175.904.630 | 97,82% | 644.311 | 14,16% | 176.990.021 | 97,82% | 654.671 | 14,35% | 1.085.391 | 0,62% | 10.360 | 1,61% |
| Rupiah | 175.129.443 | 99,56% | 630.261 | 97,82% | 176.216.141 | 99,56% | 640.638 | 97,86% | 1.086.698 | 0,62% | 10.377 | 1,65% |
| Valas | 775.187 | 0,44% | 14.050 | 2,18% | 773.880 | 0,44% | 14.032 | 2,14% | (1.307) | -0,17% | (18) | -0,13% |
| 100 Jt < N ≤ 200 Jt | 1.770.481 | 0,98% | 248.664 | 5,46% | 1.789.954 | 0,99% | 251.338 | 5,51% | 19.473 | 1,10% | 2.674 | 1,08% |
| Rupiah | 1.663.048 | 93,93% | 233.465 | 93,89% | 1.683.209 | 94,04% | 236.247 | 94,00% | 20.161 | 1,21% | 2.782 | 1,19% |
| Valas | 107.433 | 6,07% | 15.199 | 6,11% | 106.745 | 5,96% | 15.091 | 6,00% | (688) | -0,64% | (108) | -0,71% |
| 200 Jt < N ≤ 500 Jt | 1.191.807 | 0,66% | 384.861 | 8,46% | 1.203.866 | 0,67% | 388.301 | 8,51% | 12.059 | 1,01% | 3.440 | 0,89% |
| Rupiah | 1.095.447 | 91,91% | 354.438 | 92,10% | 1.108.753 | 92,10% | 358.263 | 92,26% | 13.306 | 1,21% | 3.825 | 1,08% |
| Valas | 96.360 | 8,09% | 30.423 | 7,90% | 95.113 | 7,90% | 30.038 | 7,74% | (1.247) | -1,29% | (385) | -1,26% |
| 500 Jt < N ≤ 1 M | 489.339 | 0,27% | 361.531 | 7,94% | 491.826 | 0,27% | 362.815 | 7,95% | 2.487 | 0,51% | 1.284 | 0,36% |
| Rupiah | 441.678 | 90,26% | 328.363 | 90,83% | 444.742 | 90,43% | 330.050 | 90,97% | 3.064 | 0,69% | 1.687 | 0,51% |
| Valas | 47.661 | 9,74% | 33.168 | 9,17% | 47.084 | 9,57% | 32.765 | 9,03% | (577) | -1,21% | (403) | -1,21% |
| 1 M < N ≤ 2 M | 243.243 | 0,14% | 347.514 | 7,64% | 242.926 | 0,13% | 346.946 | 7,60% | (317) | -0,13% | (568) | -0,16% |
| Rupiah | 214.650 | 88,25% | 307.804 | 88,57% | 214.678 | 88,37% | 307.732 | 88,70% | 28 | 0,01% | (72) | -0,02% |
| Valas | 28.593 | 11,75% | 39.710 | 11,43% | 28.248 | 11,63% | 39.214 | 11,30% | (345) | -1,21% | (496) | -1,25% |
| 2 M < N ≤ 5 M | 143.923 | 0,08% | 448.940 | 9,86% | 143.768 | 0,08% | 448.474 | 9,83% | (155) | -0,11% | (466) | -0,10% |
| Rupiah | 126.588 | 87,96% | 395.188 | 88,03% | 127.071 | 88,39% | 396.775 | 88,47% | 483 | 0,38% | 1.587 | 0,40% |
| Valas | 17.335 | 12,04% | 53.752 | 11,97% | 16.697 | 11,61% | 51.699 | 11,53% | (638) | -3,68% | (2.053) | -3,82% |
| N > 5 M | 78.177 | 0,04% | 2.115.086 | 46,48% | 77.766 | 0,04% | 2.109.903 | 46,24% | (411) | -0,53% | (5.183) | -0,25% |
| Rupiah | 63.045 | 80,64% | 1.602.943 | 75,79% | 62.861 | 80,83% | 1.614.442 | 76,52% | (184) | -0,29% | 11.499 | 0,72% |
| Valas | 15.132 | 19,36% | 512.143 | 24,21% | 14.905 | 19,17% | 495.461 | 23,48% | (227) | -1,50% | (16.682) | -3,26% |
| Total | 179.821.600 | 100,00% | 4.550.907 | 100,00% | 180.940.127 | 100,00% | 4.562.449 | 100,00% | 1.118.527 | 0,62% | 11.542 | 0,25% |
| Rupiah | 178.733.899 | 99,40% | 3.852.462 | 84,65% | 179.857.455 | 99,40% | 3.884.147 | 85,13% | 1.123.556 | 0,63% | 31.685 | 0,82% |
| Valas | 1.087.701 | 0,60% | 698.445 | 15,35% | 1.082.672 | 0,60% | 678.302 | 14,87% | (5.029) | -0,46% | (20.143) | -2,88% |

Keterangan: Prosentase simpanan pada masing-masing segmen nominal simpanan merupakan prosentase terhadap total simpanan

| Tabel 6 | | | | | | | | | | | | |
|---|--------------------|----------------|---------------------|----------------|--------------------|----------------|---------------------|----------------|------------------|---------------|-----------------------|---------------|
| DPK Berdasarkan Segmen Nominal dan Valuta | | | | | | | | | | | | |
| Nominal Simpanan | Mar-16 | | | | Apr-16 | | | | Δ | | | |
| | Rekening | % | Nominal (Rp Miliar) | % | Rekening | % | Nominal (Rp Miliar) | % | Δ Rekening | % | Δ Nominal (Rp Miliar) | % |
| N ≤ 100 Jt | 175.892.876 | 97,83% | 644.014 | 14,44% | 176.978.465 | 97,82% | 654.352 | 14,64% | 1.085.589 | 0,62% | 10.338 | 1,61% |
| Rupiah | 175.117.830 | 99,56% | 629.966 | 97,82% | 176.204.717 | 99,56% | 640.343 | 97,86% | 1.086.887 | 0,62% | 10.377 | 1,65% |
| Valas | 775.046 | 0,44% | 14.048 | 2,18% | 773.748 | 0,44% | 14.009 | 2,14% | (1.298) | -0,17% | (39) | -0,27% |
| 100 Jt < N ≤ 200 Jt | 1.767.721 | 0,98% | 248.253 | 5,57% | 1.787.242 | 0,99% | 250.937 | 5,62% | 19.521 | 1,10% | 2.684 | 1,08% |
| Rupiah | 1.660.322 | 93,92% | 233.058 | 93,88% | 1.680.528 | 94,03% | 235.850 | 93,99% | 20.206 | 1,22% | 2.792 | 1,20% |
| Valas | 107.399 | 6,08% | 15.195 | 6,12% | 106.714 | 5,97% | 15.087 | 6,01% | (685) | -0,64% | (108) | -0,71% |
| 200 Jt < N ≤ 500 Jt | 1.187.655 | 0,66% | 383.367 | 8,60% | 1.199.698 | 0,66% | 386.795 | 8,66% | 12.043 | 1,01% | 3.428 | 0,89% |
| Rupiah | 1.091.322 | 91,89% | 352.952 | 92,07% | 1.104.618 | 92,07% | 356.768 | 92,24% | 13.296 | 1,22% | 3.816 | 1,08% |
| Valas | 96.333 | 8,11% | 30.415 | 7,93% | 95.080 | 7,93% | 30.028 | 7,76% | (1.253) | -1,30% | (387) | -1,27% |
| 500 Jt < N ≤ 1 M | 485.680 | 0,27% | 358.460 | 8,04% | 488.341 | 0,27% | 359.897 | 8,05% | 2.661 | 0,55% | 1.437 | 0,40% |
| Rupiah | 438.045 | 90,19% | 325.311 | 90,75% | 441.283 | 90,36% | 327.150 | 90,90% | 3.238 | 0,74% | 1.839 | 0,57% |
| Valas | 47.635 | 9,81% | 33.149 | 9,25% | 47.058 | 9,64% | 32.746 | 9,10% | (577) | -1,21% | (403) | -1,21% |
| 1 M < N ≤ 2 M | 241.316 | 0,13% | 344.554 | 7,73% | 241.018 | 0,13% | 344.024 | 7,70% | (298) | -0,12% | (530) | -0,15% |
| Rupiah | 212.760 | 88,17% | 304.896 | 88,49% | 212.808 | 88,30% | 304.862 | 88,62% | 48 | 0,02% | (34) | -0,01% |
| Valas | 28.556 | 11,83% | 39.658 | 11,51% | 28.210 | 11,70% | 39.162 | 11,38% | (346) | -1,21% | (496) | -1,25% |
| 2 M < N ≤ 5 M | 142.460 | 0,08% | 443.956 | 9,96% | 142.290 | 0,08% | 443.459 | 9,92% | (170) | -0,12% | (497) | -0,11% |
| Rupiah | 125.165 | 87,86% | 390.343 | 87,92% | 125.628 | 88,29% | 391.876 | 88,37% | 463 | 0,37% | 1.533 | 0,39% |
| Valas | 17.295 | 12,14% | 53.613 | 12,08% | 16.662 | 11,71% | 51.583 | 11,63% | (633) | -3,66% | (2.030) | -3,79% |
| N > 5 M | 76.693 | 0,04% | 2.035.958 | 45,66% | 76.330 | 0,04% | 2.029.060 | 45,41% | (363) | -0,47% | (6.898) | -0,34% |
| Rupiah | 61.701 | 80,45% | 1.534.037 | 75,35% | 61.564 | 80,66% | 1.542.107 | 76,00% | (137) | -0,22% | 8.070 | 0,53% |
| Valas | 14.992 | 19,55% | 501.921 | 24,65% | 14.766 | 19,34% | 486.952 | 24,00% | (226) | -1,51% | (14.969) | -2,98% |
| Total | 179.794.401 | 100,00% | 4.458.562 | 100,00% | 180.913.384 | 100,00% | 4.468.524 | 100,00% | 1.118.983 | 0,62% | 9.962 | 0,22% |
| Rupiah | 178.707.145 | 99,40% | 3.770.563 | 84,57% | 179.831.146 | 99,40% | 3.798.957 | 85,02% | 1.124.001 | 0,63% | 28.394 | 0,75% |
| Valas | 1.087.256 | 0,60% | 687.999 | 15,43% | 1.082.238 | 0,60% | 669.567 | 14,98% | (5.018) | -0,46% | (18.432) | -2,68% |

Keterangan: Prosentase simpanan pada masing-masing segmen nominal simpanan merupakan prosentase terhadap total simpanan

| Tabel 7 | | | | | | | | | | | | |
|---|---------------|----------------|---------------------|----------------|---------------|----------------|---------------------|----------------|--------------|---------------|-----------------------|---------------|
| Simpanan Dari Bank Lain Berdasarkan Segmen Nominal dan Valuta | | | | | | | | | | | | |
| Nominal Simpanan | Mar-16 | | | | Apr-16 | | | | Δ | | | |
| | Rekening | % | Nominal (Rp Miliar) | % | Rekening | % | Nominal (Rp Miliar) | % | Δ Rekening | % | Δ Nominal (Rp Miliar) | % |
| N ≤ 100 Jt | 11.754 | 43,21% | 297 | 0,32% | 11.556 | 43,21% | 318 | 0,34% | (198) | -1,68% | 21 | 7,10% |
| Rupiah | 11.613 | 98,80% | 295 | 99,33% | 11.424 | 98,86% | 295 | 92,84% | (189) | -1,63% | 0 | 0,10% |
| Valas | 141 | 1,20% | 2 | 0,67% | 132 | 1,14% | 23 | 7,16% | (9) | -6,38% | 21 | 1038,97% |
| 100 Jt < N ≤ 200 Jt | 2.760 | 10,15% | 412 | 0,45% | 2.712 | 10,14% | 401 | 0,43% | (48) | -1,74% | (11) | -2,65% |
| Rupiah | 2.726 | 98,77% | 407 | 98,79% | 2.681 | 98,86% | 396 | 98,85% | (45) | -1,65% | (11) | -2,59% |
| Valas | 34 | 1,23% | 5 | 1,21% | 31 | 1,14% | 5 | 1,15% | (3) | -8,82% | (0) | -7,64% |
| 200 Jt < N ≤ 500 Jt | 4.152 | 15,27% | 1.494 | 1,62% | 4.168 | 15,59% | 1.506 | 1,60% | 16 | 0,39% | 12 | 0,79% |
| Rupiah | 4.125 | 99,35% | 1.486 | 99,46% | 4.135 | 99,21% | 1.495 | 99,29% | 10 | 0,24% | 9 | 0,61% |
| Valas | 27 | 0,65% | 8 | 0,54% | 33 | 0,79% | 11 | 0,71% | 6 | 22,22% | 3 | 33,08% |
| 500 Jt < N ≤ 1 M | 3.659 | 13,45% | 3.071 | 3,33% | 3.485 | 13,03% | 2.918 | 3,11% | (174) | -4,76% | (153) | -4,97% |
| Rupiah | 3.633 | 99,29% | 3.052 | 99,38% | 3.459 | 99,25% | 2.899 | 99,34% | (174) | -4,79% | (153) | -5,00% |
| Valas | 26 | 0,71% | 19 | 0,62% | 26 | 0,75% | 19 | 0,66% | 0 | 0,00% | 0 | 0,77% |
| 1 M < N ≤ 2 M | 1.927 | 7,08% | 2.960 | 3,21% | 1.908 | 7,13% | 2.922 | 3,11% | (19) | -0,99% | (38) | -1,27% |
| Rupiah | 1.890 | 98,08% | 2.908 | 98,24% | 1.870 | 98,01% | 2.870 | 98,21% | (20) | -1,06% | (38) | -1,31% |
| Valas | 37 | 1,92% | 52 | 1,76% | 38 | 1,99% | 52 | 1,79% | 1 | 2,70% | 0 | 0,62% |
| 2 M < N ≤ 5 M | 1.463 | 5,38% | 4.984 | 5,40% | 1.478 | 5,53% | 5.015 | 5,34% | 15 | 1,03% | 31 | 0,62% |
| Rupiah | 1.423 | 97,27% | 4.845 | 97,21% | 1.443 | 97,63% | 4.899 | 97,69% | 20 | 1,41% | 54 | 1,11% |
| Valas | 40 | 2,73% | 139 | 2,79% | 35 | 2,37% | 116 | 2,31% | (5) | -12,50% | (23) | -16,55% |
| N > 5 M | 1.484 | 5,46% | 79.128 | 85,69% | 1.436 | 5,37% | 80.844 | 86,07% | (48) | -3,23% | 1.716 | 2,17% |
| Rupiah | 1.344 | 90,57% | 68.906 | 87,08% | 1.297 | 90,32% | 72.335 | 89,48% | (47) | -3,50% | 3.429 | 4,98% |
| Valas | 140 | 9,43% | 10.222 | 12,92% | 139 | 9,68% | 8.509 | 10,52% | (1) | -0,71% | (1.713) | -16,76% |
| Total | 27.199 | 100,00% | 92.346 | 100,00% | 26.743 | 100,00% | 93.925 | 100,00% | (456) | -1,68% | 1.579 | 1,71% |
| Rupiah | 26.754 | 98,36% | 81.899 | 88,69% | 26.309 | 98,38% | 85.190 | 90,70% | (445) | -1,66% | 3.291 | 4,02% |
| Valas | 445 | 1,64% | 10.447 | 11,31% | 434 | 1,62% | 8.734 | 9,30% | (11) | -2,47% | (1.713) | -16,39% |

Keterangan: Prosentase simpanan pada masing-masing segmen nominal simpanan merupakan prosentase terhadap total simpanan

IV. DISTRIBUSI SIMPANAN BERDASARKAN BESARAN NILAI SIMPANAN YANG DIJAMIN

| Tabel 8 Total Simpanan Berdasarkan Besaran Nilai Simpanan yang Dijamin dan Valuta | | | | | | | | | | | | |
|--|--------------------|----------------|---------------------|----------------|--------------------|----------------|---------------------|----------------|------------------|---------------|-----------------------|---------------|
| Nominal Simpanan | Mar-16 | | | | Apr-16 | | | | Δ | | | |
| | Rekening | % | Nominal (Rp Miliar) | % | Rekening | % | Nominal (Rp Miliar) | % | Δ Rekening | % | Δ Nominal (Rp Miliar) | % |
| N ≤ 2 M | 179.599.500 | 99,88% | 1.986.881 | 43,66% | 180.718.593 | 99,88% | 2.004.071 | 43,93% | 1.119.093 | 0,62% | 17.190 | 0,87% |
| Rupiah | 178.544.266 | 99,41% | 1.854.331 | 93,33% | 179.667.523 | 99,42% | 1.872.930 | 93,46% | 1.123.257 | 0,63% | 18.599 | 1,00% |
| Valas | 1.055.234 | 0,59% | 132.550 | 6,67% | 1.051.070 | 0,58% | 131.141 | 6,54% | (4.164) | -0,39% | (1.409) | -1,06% |
| N > 2 M | 222.100 | 0,12% | 2.564.026 | 56,34% | 221.534 | 0,12% | 2.558.378 | 56,07% | (566) | -0,25% | (5.648) | -0,22% |
| Rupiah | 189.633 | 85,38% | 1.998.131 | 77,93% | 189.932 | 85,73% | 2.011.217 | 78,61% | 299 | 0,16% | 13.086 | 0,65% |
| Valas | 32.467 | 14,62% | 565.895 | 22,07% | 31.602 | 14,27% | 547.160 | 21,39% | (865) | -2,66% | (18.735) | -3,31% |
| Total | 179.821.600 | 100,00% | 4.550.907 | 100,00% | 180.940.127 | 100,00% | 4.562.449 | 100,00% | 1.118.527 | 0,62% | 11.542 | 0,25% |
| Rupiah | 178.733.899 | 99,40% | 3.852.462 | 84,65% | 179.857.455 | 99,40% | 3.884.147 | 85,13% | 1.123.556 | 0,63% | 31.685 | 0,82% |
| Valas | 1.087.701 | 0,60% | 698.445 | 15,35% | 1.082.672 | 0,60% | 678.302 | 14,87% | (5.029) | -0,46% | (20.143) | -2,88% |

Keterangan: Prosentase simpanan pada masing-masing segmen nominal simpanan merupakan prosentase terhadap total simpanan

| Tabel 9 | | | | | | | | | | | | |
|--|--------------------|----------------|---------------------|----------------|--------------------|----------------|---------------------|----------------|------------------|---------------|-----------------------|---------------|
| DPK Berdasarkan Besaran Nilai Simpanan yang Dijamin dan Valuta | | | | | | | | | | | | |
| Nominal Simpanan | Mar-16 | | | | Apr-16 | | | | Δ | | | |
| | Rekening | % | Nominal (Rp Miliar) | % | Rekening | % | Nominal (Rp Miliar) | % | Δ Rekening | % | Δ Nominal (Rp Miliar) | % |
| N ≤ 2 M | 179.575.248 | 99,88% | 1.978.648 | 44,38% | 180.694.764 | 99,88% | 1.996.005 | 44,67% | 1.119.516 | 0,62% | 17.357 | 0,88% |
| Rupiah | 178.520.279 | 99,41% | 1.846.183 | 93,31% | 179.643.954 | 99,42% | 1.864.973 | 93,44% | 1.123.675 | 0,63% | 18.790 | 1,02% |
| Valas | 1.054.969 | 0,59% | 132.465 | 6,69% | 1.050.810 | 0,58% | 131.032 | 6,56% | (4.159) | -0,39% | (1.433) | -1,08% |
| N > 2 M | 219.153 | 0,12% | 2.479.914 | 55,62% | 218.620 | 0,12% | 2.472.519 | 55,33% | (533) | -0,24% | (7.395) | -0,30% |
| Rupiah | 186.866 | 85,27% | 1.924.380 | 77,60% | 187.192 | 85,62% | 1.933.983 | 78,22% | 326 | 0,17% | 9.603 | 0,50% |
| Valas | 32.287 | 14,73% | 555.534 | 22,40% | 31.428 | 14,38% | 538.536 | 21,78% | (859) | -2,66% | (16.998) | -3,06% |
| Total | 179.794.401 | 100,00% | 4.458.562 | 100,00% | 180.913.384 | 100,00% | 4.468.524 | 100,00% | 1.118.983 | 0,62% | 9.962 | 0,22% |
| Rupiah | 178.707.145 | 99,40% | 3.770.563 | 84,57% | 179.831.146 | 99,40% | 3.798.957 | 85,02% | 1.124.001 | 0,63% | 28.394 | 0,75% |
| Valas | 1.087.256 | 0,60% | 687.999 | 15,43% | 1.082.238 | 0,60% | 669.567 | 14,98% | (5.018) | -0,46% | (18.432) | -2,68% |

Keterangan: Prosentase simpanan pada masing-masing segmen nominal simpanan merupakan prosentase terhadap total simpanan

Tabel 10
Simpanan Dari Bank Lain Berdasarkan Besaran Nilai Simpanan yang Dijamin dan Valuta

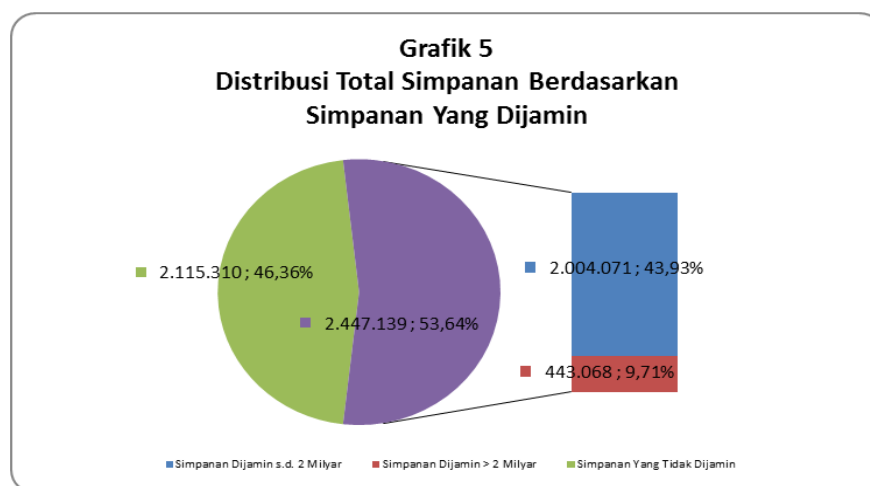
| Nominal Simpanan | Mar-16 | | | | Apr-16 | | | | Δ | | | |
|-------------------|---------------|----------------|---------------------|----------------|---------------|----------------|---------------------|----------------|--------------|---------------|-----------------------|---------------|
| | Rekening | % | Nominal (Rp Miliar) | % | Rekening | % | Nominal (Rp Miliar) | % | Δ Rekening | % | Δ Nominal (Rp Miliar) | % |
| N ≤ 2 M | 24.252 | 89,17% | 8.234 | 8,92% | 23.829 | 89,10% | 8.066 | 8,59% | (423) | -1,74% | (168) | -2,04% |
| Rupiah | 23.987 | 98,91% | 8.148 | 98,96% | 23.569 | 98,91% | 7.956 | 98,64% | (418) | -1,74% | (192) | -2,35% |
| Valas | 265 | 1,09% | 86 | 1,04% | 260 | 1,09% | 110 | 1,36% | (5) | -1,89% | 24 | 27,34% |
| N > 2 M | 2.947 | 10,83% | 84.112 | 91,08% | 2.914 | 10,90% | 85.859 | 91,41% | (33) | -1,12% | 1.747 | 2,08% |
| Rupiah | 2.767 | 93,89% | 73.751 | 87,68% | 2.740 | 94,03% | 77.234 | 89,95% | (27) | -0,98% | 3.483 | 4,72% |
| Valas | 180 | 6,11% | 10.361 | 12,32% | 174 | 5,97% | 8.625 | 10,05% | (6) | -3,33% | (1.736) | -16,76% |
| Total | 27.199 | 100,00% | 92.346 | 100,00% | 26.743 | 100,00% | 93.925 | 100,00% | (456) | -1,68% | 1.579 | 1,71% |
| Rupiah | 26.754 | 98,36% | 81.899 | 88,69% | 26.309 | 98,38% | 85.190 | 90,70% | (445) | -1,66% | 3.291 | 4,02% |
| Valas | 445 | 1,64% | 10.447 | 11,31% | 434 | 1,62% | 8.734 | 9,30% | (11) | -2,47% | (1.713) | -16,39% |

Keterangan: Prosentase simpanan pada masing-masing segmen nominal simpanan merupakan prosentase terhadap total simpanan

V. DISTRIBUSI SIMPANAN YANG DIJAMIN

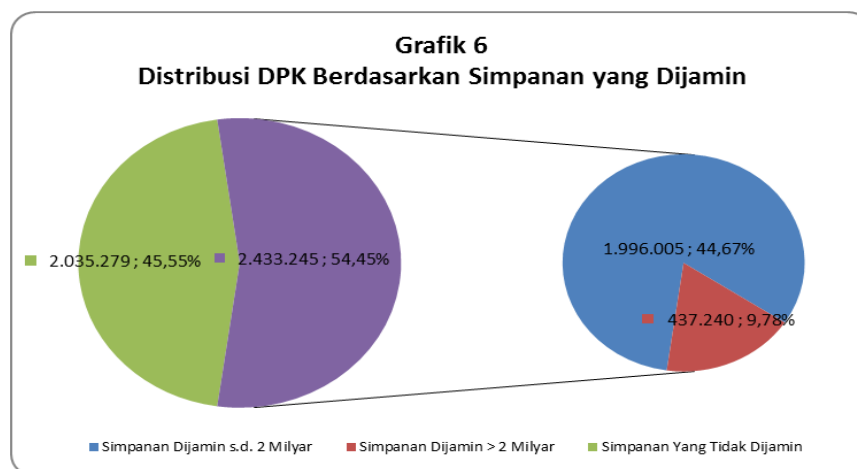
| Tabel 11 Total Simpanan Berdasarkan Simpanan Yang Dijamin dan Valuta | | | | | | | | | | | | |
|---|--------------------|----------------|---------------------|----------------|--------------------|----------------|---------------------|----------------|------------------|---------------|-----------------------|---------------|
| Nominal Simpanan | Mar-16 | | | | Apr-16 | | | | Δ | | | |
| | Rekening | % | Nominal (Rp Miliar) | % | Rekening | % | Nominal (Rp Miliar) | % | Δ Rekening | % | Δ Nominal (Rp Miliar) | % |
| N ≤ 2 M | 179.599.500 | 99,88% | 1.986.882 | 81,73% | 180.718.593 | 99,88% | 2.004.071 | 81,89% | 1.119.093 | 0,62% | 17.189 | 0,87% |
| Rupiah | 178.544.266 | 99,41% | 1.854.331 | 93,33% | 179.667.523 | 99,42% | 1.872.930 | 93,46% | 1.123.257 | 0,63% | 18.599 | 1,00% |
| Valas | 1.055.234 | 0,59% | 132.551 | 6,67% | 1.051.070 | 0,58% | 131.141 | 6,54% | (4.164) | -0,39% | (1.410) | -1,06% |
| N > 2 M | 222.100 | 0,12% | 444.200 | 18,27% | 221.534 | 0,12% | 443.068 | 18,11% | (566) | -0,25% | (1.132) | -0,25% |
| Rupiah | 189.633 | 85,38% | 379.266 | 85,38% | 189.932 | 85,73% | 379.864 | 85,73% | 299 | 0,16% | 598 | 0,16% |
| Valas | 32.467 | 14,62% | 64.934 | 14,62% | 31.602 | 14,27% | 63.204 | 14,27% | (865) | -2,66% | (1.730) | -2,66% |
| Total | 179.821.600 | 100,00% | 2.431.082 | 100,00% | 180.940.127 | 100,00% | 2.447.139 | 100,00% | 1.118.527 | 0,62% | 16.057 | 0,66% |
| Rupiah | 178.733.899 | 99,40% | 2.233.597 | 91,88% | 179.857.455 | 99,40% | 2.252.794 | 92,06% | 1.123.556 | 0,63% | 19.197 | 0,86% |
| Valas | 1.087.701 | 0,60% | 197.485 | 8,12% | 1.082.672 | 0,60% | 194.345 | 7,94% | (5.029) | -0,46% | (3.140) | -1,59% |

Keterangan: Prosentase simpanan pada masing-masing segmen nominal simpanan merupakan prosentase terhadap total simpanan



| Tabel 12 DPK berdasarkan Simpanan yang Dijamin dan Valuta | | | | | | | | | | | | |
|--|--------------------|----------------|---------------------|----------------|--------------------|----------------|---------------------|----------------|------------------|---------------|-----------------------|---------------|
| Nominal Simpanan | Mar-16 | | | | Apr-16 | | | | Δ | | | |
| | Rekening | % | Nominal (Rp Miliar) | % | Rekening | % | Nominal (Rp Miliar) | % | Δ Rekening | % | Δ Nominal (Rp Miliar) | % |
| N ≤ 2 M | 179.575.248 | 99,88% | 1.978.648 | 81,87% | 180.694.764 | 99,88% | 1.996.005 | 82,03% | 1.119.516 | 0,62% | 17.357 | 0,88% |
| Rupiah | 178.520.279 | 99,41% | 1.846.183 | 93,31% | 179.643.954 | 99,42% | 1.864.973 | 93,44% | 1.123.675 | 0,63% | 18.790 | 1,02% |
| Valas | 1.054.969 | 0,59% | 132.465 | 6,69% | 1.050.810 | 0,58% | 131.032 | 6,56% | (4.159) | -0,39% | (1.433) | -1,08% |
| N > 2 M | 219.153 | 0,12% | 438.306 | 18,13% | 218.620 | 0,12% | 437.240 | 17,97% | (533) | -0,24% | (1.066) | -0,24% |
| Rupiah | 186.866 | 85,27% | 373.732 | 85,27% | 187.192 | 85,62% | 374.384 | 85,62% | 326 | 0,17% | 652 | 0,17% |
| Valas | 32.287 | 14,73% | 64.574 | 14,73% | 31.428 | 14,38% | 62.856 | 14,38% | (859) | -2,66% | (1.718) | -2,66% |
| Total | 179.794.401 | 100,00% | 2.416.954 | 100,00% | 180.913.384 | 100,00% | 2.433.245 | 100,00% | 1.118.983 | 0,62% | 16.291 | 0,67% |
| Rupiah | 178.707.145 | 99,40% | 2.219.915 | 91,85% | 179.831.146 | 99,40% | 2.239.357 | 92,03% | 1.124.001 | 0,63% | 19.442 | 0,88% |
| Valas | 1.087.256 | 0,60% | 197.039 | 8,15% | 1.082.238 | 0,60% | 193.888 | 7,97% | (5.018) | -0,46% | (3.151) | -1,60% |

Keterangan: Prosentase simpanan pada masing-masing segmen nominal simpanan merupakan prosentase terhadap total simpanan



| Tabel 13 | | | | | | | | | | | | |
|--|---------------|----------------|---------------------|----------------|---------------|----------------|---------------------|----------------|--------------|---------------|-----------------------|---------------|
| Simpanan Dari Bank Lain Berdasarkan Simpanan Yang Dijamin dan Valuta | | | | | | | | | | | | |
| Nominal Simpanan | Mar-16 | | | | Apr-16 | | | | Δ | | | |
| | Rekening | % | Nominal (Rp Miliar) | % | Rekening | % | Nominal (Rp Miliar) | % | Δ Rekening | % | Δ Nominal (Rp Miliar) | % |
| N ≤ 2 M | 24.252 | 89,17% | 8.234 | 58,28% | 23.829 | 89,10% | 8.066 | 58,05% | (423) | -1,74% | (168) | -2,04% |
| Rupiah | 23.987 | 98,91% | 8.148 | 98,96% | 23.569 | 98,91% | 7.956 | 98,64% | (418) | -1,74% | (192) | -2,35% |
| Valas | 265 | 1,09% | 86 | 1,04% | 260 | 1,09% | 110 | 1,36% | (5) | -1,89% | 24 | 27,34% |
| N > 2 M | 2.947 | 10,83% | 5.894 | 41,72% | 2.914 | 10,90% | 5.828 | 41,95% | (33) | -1,12% | (66) | -1,12% |
| Rupiah | 2.767 | 93,89% | 5.534 | 93,89% | 2.740 | 94,03% | 5.480 | 94,03% | (27) | -0,98% | (54) | -0,98% |
| Valas | 180 | 6,11% | 360 | 6,11% | 174 | 5,97% | 348 | 5,97% | (6) | -3,33% | (12) | -3,33% |
| Total | 27.199 | 100,00% | 14.128 | 100,00% | 26.743 | 100,00% | 13.894 | 100,00% | (456) | -1,68% | (234) | -1,66% |
| Rupiah | 26.754 | 98,36% | 13.682 | 96,84% | 26.309 | 98,38% | 13.436 | 96,71% | (445) | -1,66% | (246) | -1,80% |
| Valas | 445 | 1,64% | 446 | 3,16% | 434 | 1,62% | 458 | 3,29% | (11) | -2,47% | 12 | 2,58% |

Keterangan: Prosentase simpanan pada masing-masing segmen nominal simpanan merupakan prosentase terhadap total simpanan

