



LEMBAGA
PENJAMIN
SIMPANAN

Indonesia
Deposit
Insurance
Corporation

Distribusi Simpanan Bank Umum

Periode November 2017



Transform to Excellence



KATA PENGANTAR

Distribusi Simpanan Bank Umum merupakan media informasi yang menyajikan data mengenai simpanan Bank Umum yang diterbitkan setiap bulan oleh Lembaga Penjamin Simpanan untuk memberikan informasi perkembangan simpanan perbankan khususnya Bank Umum.

Sehubungan dengan kebutuhan penyajian informasi data simpanan yang lebih mudah dipahami (*user friendly*), pada bulan November 2017 LPS menyajikan Distribusi Simpanan Bank Umum dengan menggunakan format baru tanpa mengurangi esensi pada format sebelumnya. Statistik Simpanan Bank Umum dengan format sebelumnya tetap disajikan secara paralel. Hal ini dilakukan dalam rangka transisi penyajian format baru.

Selanjutnya dalam rangka mempertimbangkan kebutuhan pembaca pada penggunaan Distribusi Simpanan Bank Umum, kami menerima masukan (saran dan kritik) terhadap format baru Distribusi Simpanan Bank Umum yang dapat disampaikan melalui *email* Group Penanganan Premi Penjaminan LPS yaitu penjaminan@lps.go.id.

DAFTAR ISI

Keterangan	4
1. Total Simpanan dan Jumlah Rekening	5
1.1. Total Simpanan dan Jumlah Rekening Pada Bank Umum	5
1.2. Pertumbuhan Total Simpanan dan Jumlah Rekening (MoM)	5
1.3. Pertumbuhan Simpanan dan Jumlah Rekening (YoY)	6
2. Distribusi Total Simpanan Dan Jumlah Rekening	7
2.1. Total Simpanan dan Jumlah Rekening Berdasarkan Jenis Simpanan	7
2.1.1. Distribusi Total Simpanan dan Jumlah Rekening Berdasarkan Jenis Simpanan	7
2.2. Total Simpanan dan Jumlah Rekening Berdasarkan Kepemilikan Simpanan	8
2.3. Total Simpanan dan Jumlah Rekening Berdasarkan Jenis Usaha	8
2.4. Total Simpanan dan Jumlah Rekening Berdasarkan Tiering Nominal dan Simpanan Yang Dijamin	9
2.4.1. Distribusi Jumlah Rekening Berdasarkan Rekening yang Dijamin	10
2.4.2. Distribusi Total Simpanan Berdasarkan Simpanan yang Dijamin	10
2.5. Total Simpanan dan Jumlah Rekening Berdasarkan Kepemilikan Bank	11
2.6. Total Simpanan dan Jumlah Rekening Berdasarkan Valuta	11
Lampiran	12
1. Lampiran 1: Pertumbuhan Simpanan dan Jumlah Rekening Selama 5 Tahun (YoY)	12
2. Lampiran 2: Total Simpanan dan Jumlah Rekening Berdasarkan Kepemilikan Simpanan, Jenis Simpanan dan Valuta	13
3. Lampiran 3: Total Simpanan dan Jumlah Rekening Berdasarkan Kepemilikan Simpanan, Tiering Nominal dan Valuta	14
4. Lampiran 4: Total Simpanan dan Jumlah Rekening Berdasarkan Kepemilikan Simpanan, Besaran Nilai Simpanan dan Valuta	15
5. Lampiran 5: Total Simpanan dan Jumlah Rekening Yang Dijamin Berdasarkan Kepemilikan Simpanan, Simpanan yang Dijamin dan Valuta	15

DAFTAR TABEL

Tabel 1	Total Simpanan dan Jumlah Rekening Pada Bank Umum	5
Tabel 2	Total Simpanan dan Jumlah Rekening Berdasarkan Jenis Simpanan	7
Tabel 3	Total Simpanan dan Jumlah Rekening Berdasarkan Kepemilikan Simpanan	8
Tabel 4	Total Simpanan dan Jumlah Rekening Berdasarkan Jenis Usaha	8
Tabel 5	Total Simpanan dan Jumlah Rekening Berdasarkan Tiering Nominal dan Simpanan Yang Dijamin	9
Tabel 6	Distribusi Jumlah Rekening Berdasarkan Rekening yang Dijamin	10
Tabel 7	Distribusi Total Simpanan Berdasarkan Simpanan yang Dijamin	10
Tabel 8	Total Simpanan dan Jumlah Rekening Berdasarkan Kepemilikan Bank	11
Tabel 9	Total Simpanan dan Jumlah Rekening Berdasarkan Valuta	11

DAFTAR GAMBAR

Gambar 1a	Pertumbuhan Total Simpanan dan Jumlah Rekening (MoM)	5
Gambar 1b	Pertumbuhan Simpanan dan Jumlah Rekening (YoY)	6
Gambar 2a	Distribusi Total Simpanan Berdasarkan Jenis Simpanan	7
Gambar 2b	Distribusi Jumlah Rekening Berdasarkan Jenis Simpanan	7
Gambar 2c	Distribusi Jumlah Rekening Berdasarkan Rekening yang Dijamin	10
Gambar 2d	Distribusi Total Simpanan Berdasarkan Simpanan yang Dijamin	10

KETERANGAN

Sumber Data

Laporan Posisi Simpanan yang disampaikan oleh 115 bank umum kepada Lembaga Penjamin Simpanan yang terdiri dari 102 Bank Umum Konvensional dan 13 Bank Umum Syariah.

Definisi

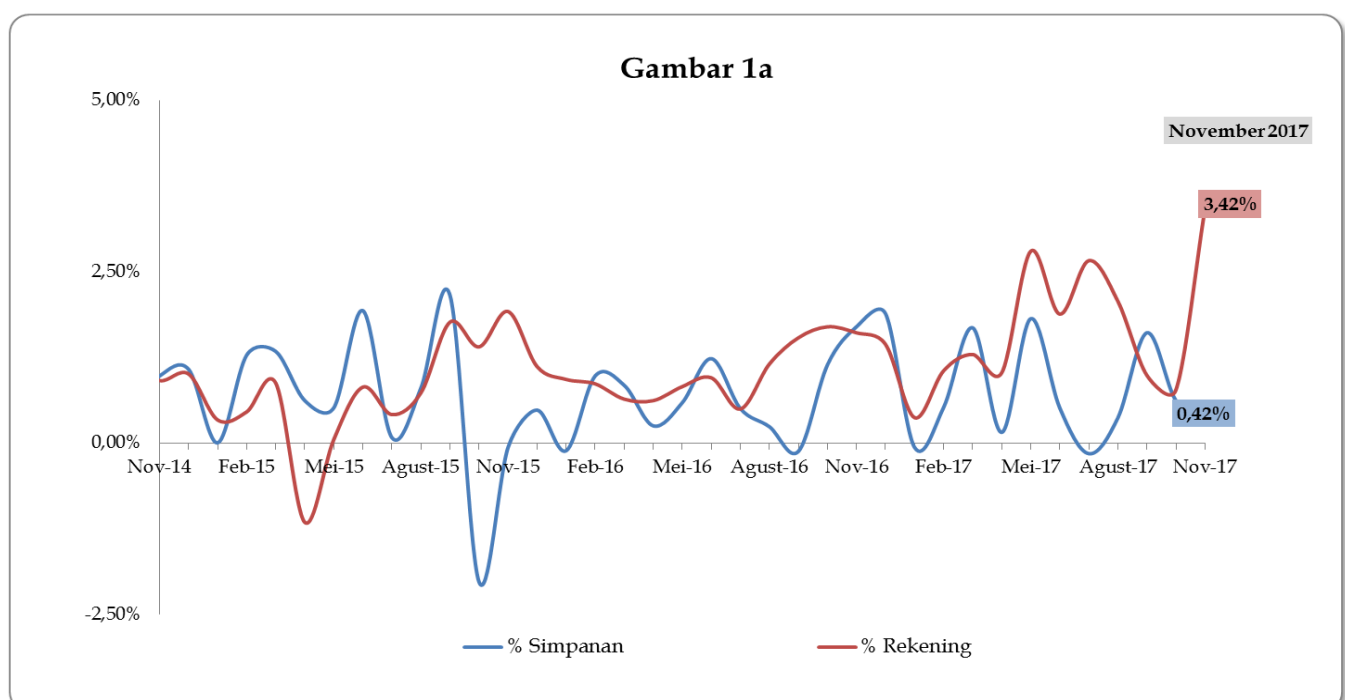
1. Simpanan meliputi dana pihak ketiga dan simpanan dari bank lain.
2. Simpanan Yang Dijamin meliputi:
 - a. seluruh simpanan dengan nominal sampai dengan Rp2 miliar;
 - b. porsi simpanan yang dijamin (Rp2 miliar) dari seluruh simpanan dengan nominal di atas Rp2 miliar.
3. Besaran Nilai Simpanan Yang Dijamin adalah Rp2 miliar per nasabah per bank sebagaimana diatur dalam Peraturan Pemerintah No. 66 Tahun 2008.

1. Total Simpanan dan Jumlah Rekening

1.1. Tabel Total Simpanan dan Jumlah Rekening Pada Bank Umum

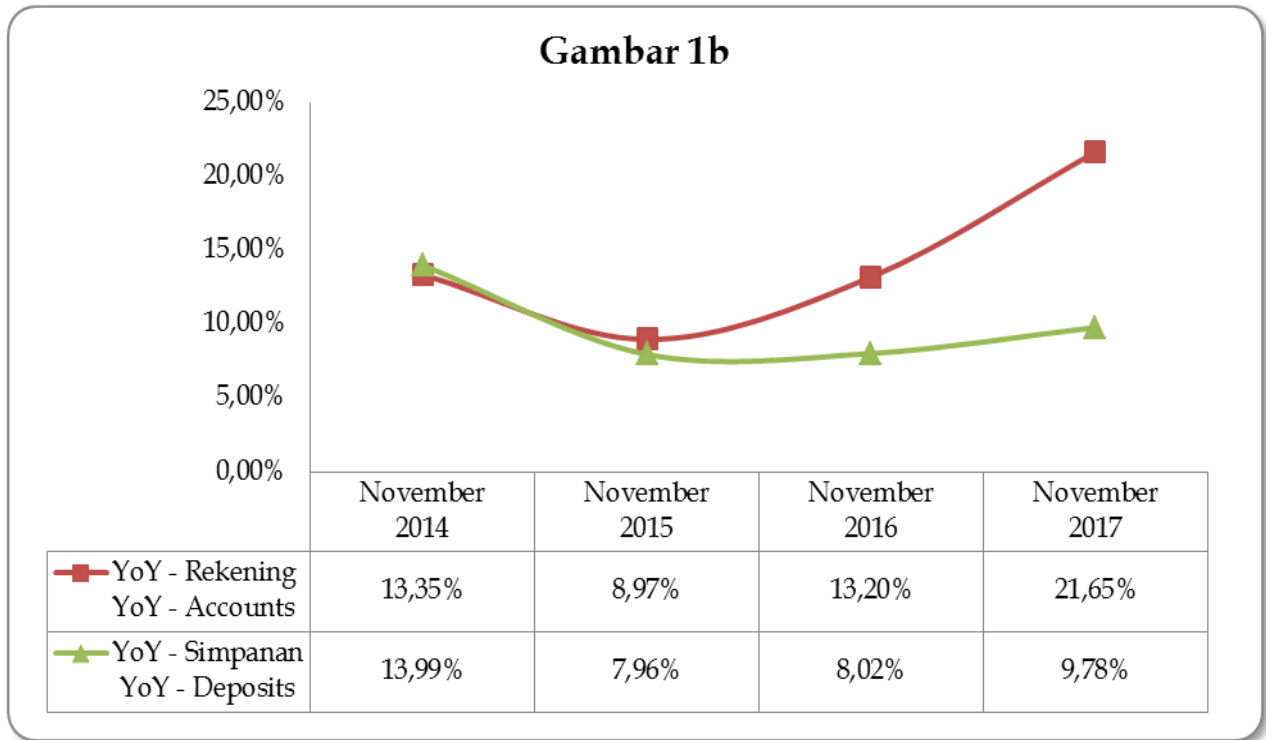
Tabel 1								
Total Simpanan dan Jumlah Rekening (Total Deposits and Number of Accounts) (Rp Miliar/Billion IDR)								
Bulan (Month)	2014		2015		2016		2017	
	Rekening (Account)	Nominal (Nominal)	Rekening (Account)	Nominal (Nominal)	Rekening (Account)	Nominal (Nominal)	Rekening (Account)	Nominal (Nominal)
Januari	149.530.751	3.637.382	161.428.538	4.168.841	177.136.748	4.468.853	200.044.129	4.897.158
Februari	150.736.550	3.651.574	162.168.106	4.222.482	178.672.163	4.512.751	202.160.883	4.922.814
Maret	148.368.994	3.671.553	163.591.483	4.279.063	179.821.572	4.550.903	204.779.770	5.005.733
April	150.569.713	3.749.915	161.703.787	4.305.689	180.940.098	4.562.444	206.885.423	5.013.688
Mei	151.524.434	3.822.525	161.794.457	4.327.966	182.436.133	4.589.454	212.680.776	5.104.823
Juni	152.378.966	3.889.318	163.120.385	4.411.687	184.178.757	4.646.114	216.688.379	5.131.044
Juli	152.859.205	3.828.767	163.802.232	4.415.321	185.098.125	4.669.594	222.462.654	5.123.267
Agustus	154.140.288	3.910.281	165.008.226	4.450.891	187.238.755	4.680.848	227.069.520	5.142.246
September	155.974.513	4.062.918	167.924.825	4.546.948	190.121.455	4.675.317	229.315.700	5.225.164
Oktober	157.829.886	4.084.023	170.285.831	4.454.886	193.352.001	4.728.887	231.101.840	5.257.690
November	159.273.484	4.124.111	173.560.667	4.452.219	196.468.148	4.809.306	239.012.332	5.279.734
Desember	160.881.757	4.168.558	175.501.915	4.473.772	199.301.222	4.900.193		

1.2. Pertumbuhan Total Simpanan dan Jumlah Rekening (MoM)



Gambar 1a Pertumbuhan Total Simpanan dan Jumlah Rekening (MoM)

1.3. Pertumbuhan Total Simpanan dan Jumlah Rekening (YoY)



Gambar 1b Pertumbuhan Total Simpanan dan Jumlah Rekening (YoY)

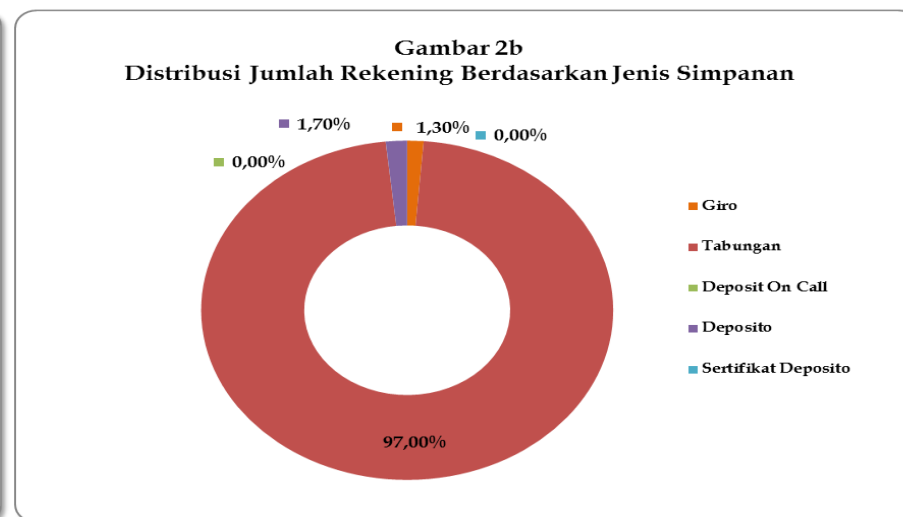
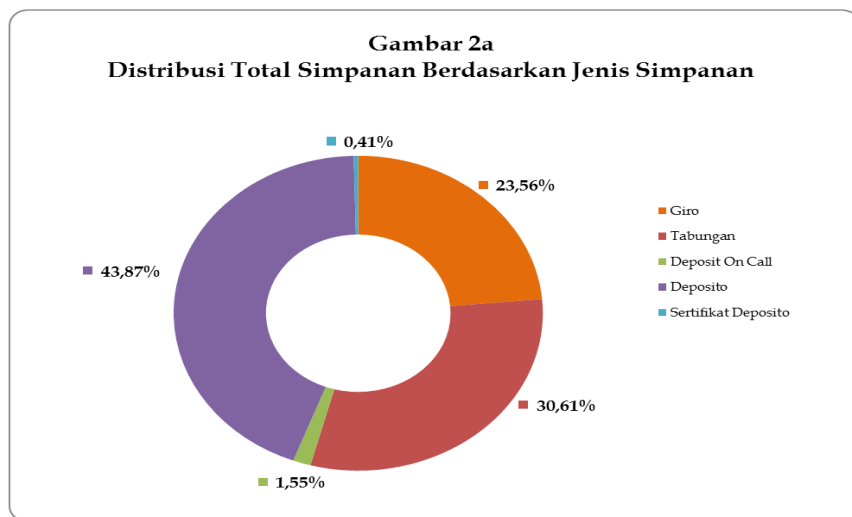
2. Distribusi Total Simpanan Dan Jumlah Rekening

2.1. Total Simpanan dan Jumlah Rekening Berdasarkan Jenis Simpanan

Tabel 2 Total Simpanan Berdasarkan Jenis Simpanan (Total Deposits by Type of Deposits) (Rp Miliar/Billion IDR)												
Jenis Simpanan (Type of Deposits)	Oktober 2017				November 2017				Δ MoM			
	Rekening (Account)	%	Nominal (Nominal)	%	Rekening (Account)	%	Nominal (Nominal)	%	Δ Rekening (Δ Account)	%	Δ Nominal (Δ Nominal)	%
Giro (Demand Deposits)	3.033.784	1,30%	1.249.916	23,77%	3.056.710	1,30%	1.244.141	23,56%	22.926	0,76%	(5.775)	-0,46%
Tabungan (Saving Account)	224.080.626	97,00%	1.569.953	29,86%	231.960.894	97,00%	1.616.225	30,61%	7.880.268	3,52%	46.272	2,95%
Deposit on Call	5.686	0,00%	92.111	1,75%	6.081	0,00%	81.976	1,55%	395	6,95%	(10.135)	-11,00%
Deposito (Time Deposits)	3.981.372	1,70%	2.324.798	44,22%	3.988.283	1,70%	2.316.444	43,87%	6.911	0,17%	(8.354)	-0,36%
Sertifikat Deposito (Certificate of Time Deposits)	372	0,00%	20.912	0,40%	364	0,00%	20.948	0,41%	(8)	-2,15%	37	0,18%
Total	231.101.840	100,00%	5.257.690	100,00%	239.012.332	100,00%	5.279.734	100,00%	7.910.492	3,42%	22.045	0,42%

Keterangan: Persentase simpanan pada masing-masing jenis simpanan merupakan persentase terhadap total simpanan

2.1.1. Distribusi Total Simpanan dan Jumlah Rekening Berdasarkan Jenis Simpanan Periode November 2017



2.2. Total Simpanan dan Jumlah Rekening Berdasarkan Kepemilikan Simpanan

Tabel 3 Total Simpanan Berdasarkan Kepemilikan Simpanan (Total Deposits by Ownership of Deposits) (Rp Miliar/Billion IDR)												
Kepemilikan Simpanan (Ownership of Deposits)	Oktober 2017				November 2017				Δ MoM			
	Rekening (Account)	%	Nominal (Nominal)	%	Rekening (Account)	%	Nominal (Nominal)	%	Δ Rekening (Δ Account)	%	Δ Nominal (Δ Nominal)	%
Dana Pihak Ketiga (Third Party-Fund)	231.075.202	99,99%	5.149.366	97,94%	238.985.802	99,99%	5.182.111	98,15%	7.910.600	3,42%	32.745	0,64%
Simpanan Dari Bank Lain (Funds From Other Bank)	26.638	0,01%	108.324	2,06%	26.530	0,01%	97.623	1,85%	(108)	-0,41%	(10.700)	-9,88%
Total	231.101.840	100,00%	5.257.690	100,00%	239.012.332	100,00%	5.279.734	100,00%	7.910.492	3,42%	22.045	0,42%

Keterangan: Persentase simpanan pada masing-masing jenis simpanan merupakan persentase terhadap total simpanan

2.3. Total Simpanan dan Jumlah Rekening Berdasarkan Jenis Usaha

Tabel 4 Total Simpanan Berdasarkan Jenis Usaha Bank (Total Deposits by Type of Business Banks) (Rp Miliar/Billion IDR)												
Jenis Usaha (Type of Business Banks)	Oktober 2017				November 2017				Δ MoM			
	Rekening (Account)	%	Nominal (Nominal)	%	Rekening (Account)	%	Nominal (Nominal)	%	Δ Rekening (Δ Account)	%	Δ Nominal (Δ Nominal)	%
Konvensional (Conventional)	210.200.744	90,96%	5.024.277	95,56%	217.865.243	91,15%	5.042.896	95,51%	7.664.499	3,65%	18.620	0,37%
Syariah (Sharia)	20.901.096	9,04%	233.413	4,44%	21.147.089	8,85%	236.838	4,49%	245.993	1,18%	3.425	1,47%
Total	231.101.840	100,00%	5.257.690	100,00%	239.012.332	100,00%	5.279.734	100,00%	7.910.492	3,42%	22.045	0,42%

Keterangan: Persentase simpanan pada masing-masing jenis simpanan merupakan persentase terhadap total simpanan

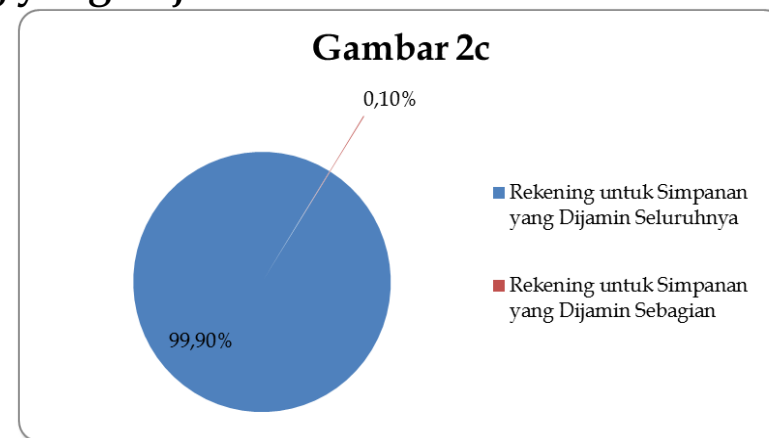
2.4. Total Simpanan dan Jumlah Rekening Berdasarkan Tiering Nominal dan Simpanan Yang Dijamin

Tabel 5 Total Simpanan Berdasarkan Tiering Nominal (Total Deposits by Tiering of Nominal) (Rp Miliar/Billion IDR)												
Tiering Nominal (Tiering of Nominal)	Oktober 2017				November 2017				Δ MoM			
	Rekening (Account)	%	Nominal (Nominal)	%	Rekening (Account)	%	Nominal (Nominal)	%	Δ Rekening (Δ Account)	%	Δ Nominal (Δ Nominal)	%
N ≤ 100 Jt	226.616.282	98,06%	722.517	13,74%	234.465.739	98,10%	743.629	14,10%	7.849.457	3,46%	21.112	2,92%
100 Jt < N ≤ 200 Jt	2.043.556	0,88%	287.069	5,46%	2.078.573	0,90%	291.867	5,50%	35.017	1,71%	4.799	1,67%
200 Jt < N ≤ 500 Jt	1.383.000	0,60%	446.787	8,50%	1.402.309	0,60%	452.556	8,60%	19.309	1,40%	5.769	1,29%
500 Jt < N ≤ 1 M	552.107	0,24%	404.557	7,69%	557.072	0,20%	407.479	7,70%	4.965	0,90%	2.922	0,72%
1 M < N ≤ 2 M	257.899	0,11%	368.522	7,01%	259.365	0,10%	370.154	7,00%	1.466	0,57%	1.632	0,44%
2 M < N ≤ 5 M	158.486	0,07%	496.820	9,45%	158.386	0,10%	495.952	9,40%	(100)	-0,06%	(869)	-0,17%
N > 5 M	90.510	0,04%	2.531.418	48,15%	90.888	0,00%	2.518.097	47,70%	378	0,42%	(13.320)	-0,53%
Total	231.101.840	100,00%	5.257.690	100,00%	239.012.332	100,00%	5.279.734	100,00%	7.910.492	3,42%	22.045	0,42%

Keterangan: Persentase simpanan pada masing-masing jenis simpanan merupakan persentase terhadap total simpanan

2.4.1. Distribusi Jumlah Rekening Berdasarkan Rekening yang Dijamin

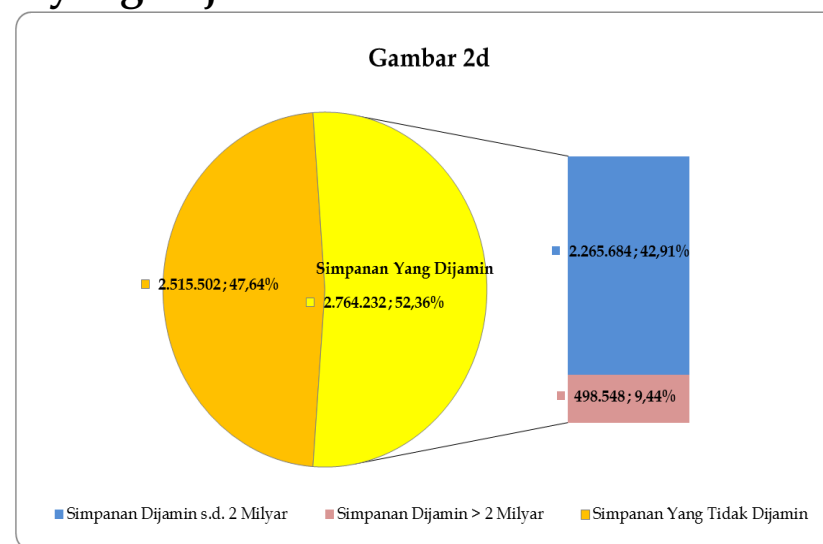
Tabel 6 Distribusi Rekening berdasarkan Rekening Yang Dijamin (Distribution of Accounts by Insured Accounts) November 2017			
Keterangan	Nominal Simpanan	Jumlah Rekening	%
Rekening untuk Simpanan yang Dijamin Seluruhnya	≤ 2 Miliar	238.763.058	99,90%
Rekening untuk Simpanan yang Dijamin Sebagian	> 2 Milyar	249.274	0,10%
Total Rekening		239.012.332	100,00%



Gambar 2c Distribusi Jumlah Rekening Berdasarkan Rekening Yang Dijamin November 2017

2.4.2. Distribusi Total Simpanan Berdasarkan Simpanan yang Dijamin

Tabel 7 Distribusi Simpanan Berdasarkan Simpanan Yang Dijamin (Distribution of Deposits by Insured Deposits) (Rp Miliar/Billion IDR) November 2017		
Keterangan	Nominal Simpanan	Total Nominal
Simpanan Dijamin	≤ 2 Miliar	2.265.684
	> 2 Milyar	498.548
Subtotal Simpanan Dijamin		2.764.232
Simpanan Tidak Dijamin	> 2 Milyar	2.515.502
Subtotal Simpanan Tidak Dijamin		2.515.502
Total		5.279.734



Gambar 2d Distribusi Total Simpanan Berdasarkan Simpanan Yang Dijamin November 2017 (Rp Miliar)

2.5. Total Simpanan dan Jumlah Rekening Berdasarkan Kepemilikan Bank

Tabel 8 Total Simpanan Berdasarkan Kepemilikan Bank (Total Deposits by Group of Banks) (Rp Miliar/Billion IDR)																
Kepemilikan Bank (Group of Banks)	Oktober 2017					November 2017					Δ MoM					
	Jumlah Bank (Number of Banks)	Rekening (Account)	%	Nominal (Nominal)	%	Jumlah Bank (Number of Banks)	Rekening (Account)	%	Nominal (Nominal)	%	Δ Jumlah Bank (Δ Number of Banks)	%	Δ Rekening (Δ Account)	%	Δ Nominal (Δ Nominal)	%
Pemerintah (State Banks)	4	141.095.710	61,05%	2.053.383	39,05%	4	147.887.277	61,87%	2.087.298	39,53%	0	0,00%	6.791.567	4,81%	33.914	1,65%
BPD (Regional Government Banks)	26	29.860.184	12,92%	534.100	10,16%	26	30.204.655	12,64%	524.866	9,94%	0	0,00%	344.471	1,15%	(9.233)	-1,73%
Swasta Nasional (Private National Banks)	63	59.273.157	25,65%	2.305.610	43,85%	63	60.034.416	25,12%	2.310.298	43,76%	0	0,00%	761.259	1,28%	4.689	0,20%
Campuran (Joint Banks)	13	624.283	0,27%	190.285	3,62%	13	639.101	0,27%	185.728	3,52%	0	0,00%	14.818	2,37%	(4.557)	-2,39%
Asing (Foreign Banks)	9	248.506	0,11%	174.312	3,32%	9	246.883	0,10%	171.544	3,25%	0	0,00%	(1.623)	-0,65%	(2.768)	-1,59%
Total	115	231.101.840	100,00%	5.257.690	100,00%	115	239.012.332	100,00%	5.279.734	100,00%	0	0,00%	7.910.492	3,42%	22.045	0,42%

Keterangan: Persentase simpanan pada masing-masing jenis simpanan merupakan persentase terhadap total simpanan

2.6. Total Simpanan dan Jumlah Rekening Berdasarkan Valuta

Tabel 9 Total Simpanan Berdasarkan Valuta (Total Deposits by Currency) (Rp Miliar/Billion IDR)												
Jenis Simpanan (Type of Deposits)	Oktober 2017				November 2017				Δ MoM			
	Rekening (Account)	%	Nominal (Nominal)	%	Rekening (Account)	%	Nominal (Nominal)	%	Δ Rekening (Δ Account)	%	Δ Nominal (Δ Nominal)	%
Rupiah (IDR)	230.086.324	99,56%	4.520.452	85,98%	237.999.052	99,58%	4.551.683	86,21%	7.912.728	3,44%	31.232	0,69%
Valas (Currency)	1.015.516	0,44%	737.238	14,02%	1.013.280	0,42%	728.051	13,79%	(2.236)	-0,22%	(9.187)	-1,25%
Total	231.101.840	100,00%	5.257.690	100,00%	239.012.332	100,00%	5.279.734	100,00%	7.910.492	3,42%	22.045	0,42%

Keterangan: Persentase simpanan pada masing-masing jenis simpanan merupakan persentase terhadap total simpanan

Lampiran

Lampiran 1

Pertumbuhan Simpanan dan Jumlah Rekening Selama 5 Tahun (YoY)

Tabel 1.1 Pertumbuhan Total Simpanan dan Jumlah Rekening (Growth of Total Deposits and The Number of Accounts) Year on Year (YoY)						
Tahun	Rekening	Nominal (Rp Miliar)	Rekening		Nominal	
			Δ	%Δ	Δ (Rp Miliar)	%Δ
2012*	119.917.930	3.277.154	18.414.366	18,14%	446.832	15,79%
2013*	147.626.510	3.706.609	27.708.580	23,11%	429.455	13,10%
2014*	160.881.757	4.168.558	13.255.247	8,98%	461.949	12,46%
2015*	175.501.915	4.473.772	14.620.158	9,09%	305.214	7,32%
2016*	199.301.222	4.900.193	23.799.307	13,56%	426.421	9,53%
2017**	239.012.332	5.279.734	39.711.110	19,93%	379.541	7,75%

*) Data *Year on Year* (YoY) per 31 Desember

***) Data *Year to Date* (Ytd) sampai dengan November 2017

Lampiran 2

Total Simpanan dan Jumlah Rekening Berdasarkan Kepemilikan Simpanan, Jenis Simpanan dan Valuta

Total Simpanan Berdasarkan Kepemilikan Simpanan, Jenis Simpanan dan Valuta (Total Deposits by Ownership of Deposits, Type of Deposits and Currency) (Rp Miliar/Billion IDR)												
Jenis Simpanan (Type of Deposits)	Dana Pihak Ketiga				Simpanan Dari Bank Lain				Total			
	Rekening (Account)	%	Nominal (Nominal)	%	Rekening (Account)	%	Nominal (Nominal)	%	Rekening (Account)	%	Nominal (Nominal)	%
Giro (Demand Deposit)	3.046.068	1,27%	1.208.861	23,30%	10.642	40,11%	35.280	36,14%	3.056.710	1,28%	1.244.141	23,60%
Rupiah (IDR)	2.863.719	94,01%	920.399	76,14%	10.197	95,82%	27.384	77,62%	2.873.916	94,02%	947.783	76,18%
Valas (Currency)	182.349	5,99%	288.462	23,86%	445	4,18%	7.896	22,38%	182.794	5,98%	296.358	23,82%
Tabungan (Saving Account)	231.954.376	97,06%	1.611.132	31,10%	6.518	24,57%	5.093	5,22%	231.960.894	97,05%	1.616.225	30,61%
Rupiah (IDR)	231.260.931	99,70%	1.482.566	92,02%	6.505	99,80%	5.069	99,54%	231.267.436	99,70%	1.487.635	92,04%
Valas (Currency)	693.445	0,30%	128.566	7,98%	13	0,20%	24	0,48%	693.458	0,30%	128.590	7,96%
Deposit on Call	5.875	0,00%	58.914	1,10%	206	0,78%	23.062	23,62%	6.081	0,00%	81.976	1,60%
Rupiah (IDR)	5.683	96,73%	50.442	85,62%	205	99,51%	22.900	99,30%	5.888	96,83%	73.342	89,47%
Valas (Currency)	192	3,27%	8.472	14,38%	1	0,49%	162	0,70%	193	3,17%	8.634	10,53%
Deposito (Time Deposits)	3.979.393	1,67%	2.299.575	44,40%	8.890	33,51%	16.869	17,28%	3.988.283	1,67%	2.316.444	43,90%
Rupiah (IDR)	3.842.569	96,56%	2.005.285	87,20%	8.879	99,88%	16.689	98,94%	3.851.448	96,57%	2.021.974	87,29%
Valas (Currency)	136.824	3,44%	294.290	12,80%	11	0,12%	180	1,06%	136.835	3,43%	294.470	12,71%
Sertifikat Deposito (Certificate of Time Deposits)	90	0,00%	3.629	0,10%	274	1,03%	17.319	17,74%	364	0,00%	20.948	0,29%
Rupiah (IDR)	90	100,00%	3.629	100,00%	274	100,00%	17.319	100,00%	364	100,00%	20.948	100,00%
Valas (Currency)	0	0,00%	0	0,00%	0	0,00%	0	0,00%	0	0,00%	0	0,00%
Total	238.985.802	100,00%	5.182.111	100,00%	26.530	100,00%	97.623	100,00%	239.012.332	100,00%	5.279.734	100,00%
Rupiah (IDR)	237.972.992	99,58%	4.462.321	86,11%	26.060	98,23%	89.361	91,54%	237.999.052	99,58%	4.551.682	86,21%
Valas (Currency)	1.012.810	0,42%	719.790	13,89%	470	1,77%	8.262	8,46%	1.013.280	0,42%	728.052	13,79%

Lampiran 3

Total Simpanan dan Jumlah Rekening Berdasarkan Kepemilikan Simpanan, Tiering Nominal dan Valuta

Total Simpanan Berdasarkan Kepemilikan Simpanan, Tiering Nominal dan Valuta (Total Deposits by Ownership of Deposits, Nominal Tiering and Currency) (Rp Miliar/Billion IDR)												
Nominal Simpanan (Nominal of Deposits)	Dana Pihak Ketiga				Simpanan Dari Bank Lain				Total			
	Rekening (Account)	%	Nominal (Nominal)	%	Rekening (Account)	%	Nominal (Nominal)	%	Rekening (Account)	%	Nominal (Nominal)	%
N ≤ 100 Jt	234.455.217	98,10%	743.333	14,34%	10.522	39,66%	296	0,30%	234.465.739	98,10%	743.629	14,10%
Rupiah (IDR)	233.724.352	99,69%	730.216	98,24%	10.378	98,63%	293	98,77%	233.734.730	99,69%	730.509	98,24%
Valas (Currency)	730.865	0,31%	13.117	1,76%	144	1,37%	3	0,89%	731.009	0,31%	13.120	1,76%
100 Jt < N ≤ 200 Jt	2.076.020	0,87%	291.491	5,62%	2.553	9,62%	376	0,40%	2.078.573	0,90%	291.867	5,50%
Rupiah (IDR)	1.978.708	95,31%	277.883	95,33%	2.516	98,55%	370	98,53%	1.981.224	95,32%	278.254	95,34%
Valas (Currency)	97.312	4,69%	13.608	4,67%	37	1,45%	6	1,47%	97.349	4,68%	13.613	4,66%
200 Jt < N ≤ 500 Jt	1.397.921	0,58%	450.935	8,70%	4.388	16,54%	1.621	1,70%	1.402.309	0,60%	452.556	8,60%
Rupiah (IDR)	1.309.890	93,70%	423.376	93,89%	4.361	99,38%	1.612	99,40%	1.314.251	93,72%	424.988	93,91%
Valas (Currency)	88.031	6,30%	27.559	6,11%	27	0,62%	9	0,53%	88.058	6,28%	27.567	6,09%
500 Jt < N ≤ 1 M	553.585	0,23%	404.590	7,81%	3.487	13,14%	2.889	3,00%	557.072	0,20%	407.479	7,70%
Rupiah (IDR)	511.715	92,44%	375.537	92,82%	3.451	98,97%	2.864	99,12%	515.166	92,48%	378.400	92,86%
Valas (Currency)	41.870	7,56%	29.053	7,18%	36	1,03%	25	0,88%	41.906	7,52%	29.079	7,14%
1 M < N ≤ 2 M	257.185	0,11%	366.813	7,08%	2.180	8,22%	3.341	3,42%	259.365	0,10%	370.154	7,00%
Rupiah (IDR)	232.629	90,45%	332.994	90,78%	2.147	98,49%	3.294	98,58%	234.776	90,52%	336.288	90,85%
Valas (Currency)	24.556	9,55%	33.819	9,22%	33	1,51%	47	1,39%	24.589	9,48%	33.865	9,15%
2 M < N ≤ 5 M	156.643	0,07%	490.162	9,46%	1.743	6,57%	5.790	5,84%	158.386	0,10%	495.953	9,40%
Rupiah (IDR)	141.365	90,25%	443.570	90,49%	1.700	97,53%	5.646	97,51%	143.065	90,33%	449.217	90,58%
Valas (Currency)	15.278	9,75%	46.592	9,51%	43	2,47%	144	2,49%	15.321	9,67%	46.736	9,42%
N > 5 M	89.231	0,04%	2.434.787	46,99%	1.657	6,25%	83.310	85,34%	90.888	0,00%	2.518.097	47,70%
Rupiah (IDR)	74.333	83,30%	1.878.746	77,16%	1.507	90,95%	75.281	90,36%	75.840	83,44%	1.954.026	77,60%
Valas (Currency)	14.898	16,70%	556.041	22,84%	150	9,05%	8.029	9,64%	15.048	16,56%	564.070	22,40%
Total	238.985.802	100,00%	5.182.111	100,00%	26.530	100,00%	97.623	100,00%	239.012.332	100,00%	5.279.734	100,00%
Rupiah (IDR)	237.972.992	99,58%	4.462.322	86,11%	26.060	98,23%	89.360	91,54%	237.999.052	99,58%	4.551.682	86,21%
Valas (Currency)	1.012.810	0,42%	719.789	13,89%	470	1,77%	8.263	8,46%	1.013.280	0,42%	728.052	13,79%

Lampiran 4

Total Simpanan dan Jumlah Rekening Berdasarkan Kepemilikan Simpanan, Besaran Nilai Simpanan dan Valuta

Total Simpanan Berdasarkan Besaran Nilai Simpanan dan Valuta (Total Deposits by Nominal of Deposits and Currency) (Rp Miliar/Billion IDR)												
Nominal Simpanan (Nominal of Deposits)	Dana Pihak Ketiga				Simpanan Dari Bank Lain				Total			
	Rekening (Account)	%	Nominal (Nominal)	%	Rekening (Account)	%	Nominal (Nominal)	%	Rekening (Account)	%	Nominal (Nominal)	%
N ≤ 2 M	238.739.928	99,90%	2.257.161	43,56%	23.130	87,18%	8.523	8,73%	238.763.058	99,90%	2.265.684	42,91%
Rupiah (IDR)	237.757.294	99,59%	2.140.006	94,81%	22.853	98,80%	8.434	98,96%	237.780.147	99,59%	2.148.440	94,83%
Valas (Currency)	982.634	0,41%	117.155	5,19%	277	1,20%	89	1,04%	982.911	0,41%	117.243	5,17%
N > 2 M	245.874	0,10%	2.924.950	56,44%	3.400	12,82%	89.100	91,27%	249.274	0,10%	3.014.050	57,09%
Rupiah (IDR)	215.698	87,73%	2.322.316	79,40%	3.207	94,32%	80.927	90,83%	218.905	87,82%	2.403.243	79,73%
Valas (Currency)	30.176	12,27%	602.634	20,60%	193	5,68%	8.173	9,17%	30.369	12,18%	610.807	20,27%
Total	238.985.802	100,00%	5.182.111	100,00%	26.530	100,00%	97.623	100,00%	239.012.332	100,00%	5.279.734	100,00%
Rupiah (IDR)	237.972.992	99,58%	4.462.322	86,11%	26.060	98,23%	89.361	91,54%	237.999.052	99,58%	4.551.683	86,21%
Valas (Currency)	1.012.810	0,42%	719.789	13,89%	470	1,77%	8.262	8,46%	1.013.280	0,42%	728.051	13,79%

Lampiran 5

Total Simpanan dan Jumlah Rekening Yang Dijamin Berdasarkan Kepemilikan Simpanan, Simpanan yang Dijamin dan Valuta

Total Simpanan Berdasarkan Simpanan Yang Dijamin dan Valuta (Total Deposits by Insured Deposits and Currency) (Rp Miliar/Billion IDR)												
Nominal Simpanan (Nominal of Deposits)	Dana Pihak Ketiga				Simpanan Dari Bank Lain				Total			
	Rekening (Account)	%	Nominal (Nominal)	%	Rekening (Account)	%	Nominal (Nominal)	%	Rekening (Account)	%	Nominal (Nominal)	%
N ≤ 2 M (Dijamin Seluruhnya)	238.739.928	99,90%	2.257.161	82,11%	23.130	87,18%	8.523	55,62%	238.763.058	99,90%	2.265.684	81,96%
Rupiah (IDR)	237.757.294	99,59%	2.140.006	94,81%	22.853	98,80%	8.434	98,96%	237.780.147	99,59%	2.148.440	94,83%
Valas (Currency)	982.634	0,41%	117.155	5,19%	277	1,20%	89	1,04%	982.911	0,41%	117.243	5,17%
N > 2 M (Dijamin Sebagian)	245.874	0,10%	491.748	17,89%	3.400	12,82%	6.800	44,38%	249.274	0,10%	498.548	18,04%
Rupiah (IDR)	215.698	87,73%	431.396	87,73%	3.207	94,32%	6.414	94,32%	218.905	87,82%	437.810	87,82%
Valas (Currency)	30.176	12,27%	60.352	12,27%	193	5,68%	386	5,68%	30.369	12,18%	60.738	12,18%
Total	238.985.802	100,00%	2.748.909	100,00%	26.530	100,00%	15.323	100,00%	239.012.332	100,00%	2.764.232	100,00%
Rupiah (IDR)	237.972.992	99,58%	2.571.402	93,54%	26.060	98,23%	14.848	96,90%	237.999.052	99,58%	2.586.250	93,56%
Valas (Currency)	1.012.810	0,42%	177.507	6,46%	470	1,77%	475	3,10%	1.013.280	0,42%	177.982	6,44%

HALAMAN INI SENGAJA DI KOSONGKAN
THIS PAGE IS INTENTIONALLY LEFT BLANK

Format Lama

**Distribusi Simpanan
Bank Umum**

November 2017

DAFTAR ISI

Keterangan	3
1. Pertumbuhan Total Simpanan dan Jumlah Rekening pada Bank Umum	4
Total Simpanan dan Jumlah Rekening	4
Pertumbuhan Total Simpanan dan Jumlah Rekening	4
Tabel Pertumbuhan Simpanan dan Jumlah Rekening Year on Year	5
2. Distribusi Total Simpanan dan Jumlah Rekening Berdasarkan Jenis Simpanan	6
2.1. Total Simpanan dan Jumlah Rekening Berdasarkan Jenis Simpanan dan Valuta	6
2.2. Distribusi Total Simpanan dan Jumlah Rekening Berdasarkan Jenis Simpanan	7
Distribusi Total Simpanan Berdasarkan Jenis Simpanan	7
Distribusi Jumlah Rekening Berdasarkan jenis Simpanan	7
2.3. Dana Pihak ketiga Berdasarkan Jumlah Simpanan dan Valuta	8
2.4. Distribusi Nominal dan Rekening Dana Pihak Ketiga Berdasarkan Jenis Simpanan	9
2.5. Simpanan Dari Bank Lain Berdasarkan Jenis Simpanan dan Valuta	10
2.6. Distribusi Nominal dan Rekening Simpanan dari Bank Lain Berdasarkan Jenis Simpanan	11
3. Distribusi Simpanan Berdasarkan Segmen Nominal Simpanan	12
3.1. Total Simpanan Berdasarkan Segmen Nominal dan Valuta	12
3.2. Dana Pihak Ketiga Berdasarkan Segmen Nominal dan Valuta	13
3.3. Simpanan dari Bank Lain berdasarkan Segmen Nominal dan Valuta	14
4. Distribusi Simpanan Berdasarkan Besaran Nilai Simpanan dan Valuta	15
4.1. Total Simpanan berdasarkan Besaran Nilai Simpanan dan Valuta	15
4.2. Dana Pihak Ketiga berdasarkan Besaran Nilai Simpanan dan Valuta	16
4.3. Simpanan dari Bank Lain berdasarkan Besaran Nilai Simpanan dan Valuta	17
5. Distribusi Dana Pihak Ketiga dan Simpanan dari Bank Lain Yang Dijamin	18
5.1. Total Simpanan dan Distribusi Total Simpanan yang Dijamin dan Valuta	18
Distribusi Total Simpanan Berdasarkan Simpanan yang Dijamin	18
5.2. Dana Pihak Ketiga Berdasarkan Simpanan yang Dijamin dan Valuta	19
Distribusi Dana Pihak Ketiga Berdasarkan Simpanan yang Dijamin dan Valuta	19
5.3. Simpanan Dari Bank Lain Berdasarkan Simpanan yang Dijamin dan Valuta	20
Distribusi DPK berdasarkan Simpanan yang Dijamin dan Valuta	20

DAFTAR TABEL

Tabel 1	Total Simpanan dan Jumlah Rekening	4
Tabel 1.1	Tabel Pertumbuhan Simpanan dan Jumlah Rekening Year on Year	5
Tabel 2	Total Simpanan dan Jumlah Rekening Berdasarkan Jenis Simpanan dan Valuta	6
Tabel 3	Dana Pihak ketiga Berdasarkan Jumlah Simpanan dan Valuta	8
Tabel 4	Simpanan Dari Bank Lain Berdasarkan Jenis Simpanan dan Valuta	10
Tabel 5	Total Simpanan Berdasarkan Segmen Nominal dan Valuta	12
Tabel 6	Dana Pihak Ketiga Berdasarkan Segmen Nominal dan Valuta	13
Tabel 7	Simpanan dari Bank Lain berdasarkan Segmen Nominal dan Valuta	14
Tabel 8	Total Simpanan berdasarkan Besaran Nilai Simpanan dan Valuta	15
Tabel 9	Dana Pihak Ketiga berdasarkan Besaran Nilai Simpanan dan Valuta	16
Tabel 10	Simpanan dari Bank Lain berdasarkan Besaran Nilai Simpanan dan Valuta	17
Tabel 11	Total Simpanan dan Distribusi Total Simpanan yang Dijamin dan Valuta	18
Tabel 12	Dana Pihak Ketiga Berdasarkan Simpanan yang Dijamin dan Valuta	19
Tabel 13	Simpanan Dari Bank Lain Berdasarkan Simpanan yang Dijamin dan Valuta	20

DAFTAR GRAFIK

Grafik 1	Pertumbuhan Total Simpanan dan Jumlah Rekening	4
Grafik 2a	Distribusi Total Simpanan Berdasarkan Jenis Simpanan	7
Grafik 2b	Distribusi Jumlah Rekening Berdasarkan jenis Simpanan	7
Grafik 3a, 3b	Distribusi Nominal dan Rekening Dana Pihak Ketiga Berdasarkan Jenis Simpanan	9
Grafik 4a, 4b	Distribusi Nominal dan Rekening Simpanan dari Bank Lain Berdasarkan Jenis Simpanan	11
Grafik 5	Distribusi Total Simpanan Berdasarkan Simpanan yang Dijamin	18
Grafik 6	Distribusi Dana Pihak Ketiga Berdasarkan Simpanan yang Dijamin dan Valuta	19
Grafik 7	Distribusi DPK berdasarkan Simpanan yang Dijamin dan Valuta	20

KETERANGAN

Sumber Data

Laporan Posisi Simpanan yang disampaikan oleh 115 bank umum kepada Lembaga Penjamin Simpanan yang terdiri dari 102 Bank Umum Konvensional dan 13 Bank Umum Syariah.

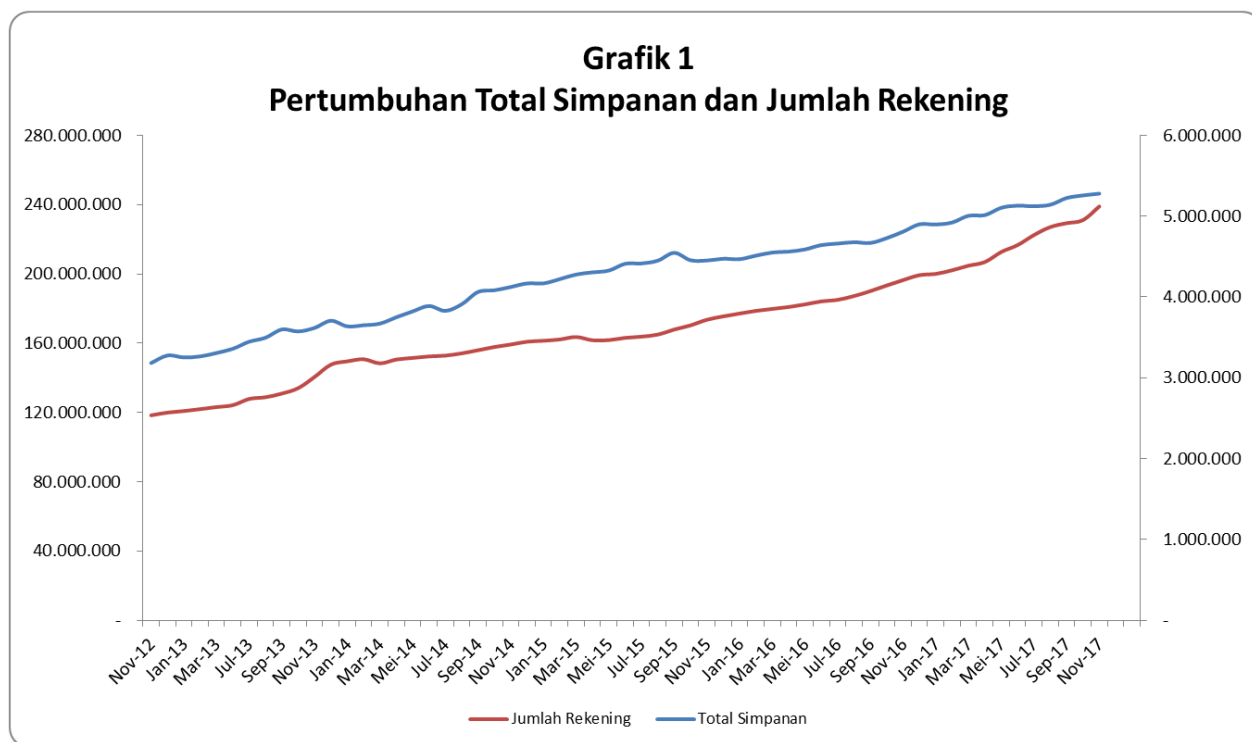
Definisi

1. Simpanan meliputi dana pihak ketiga dan simpanan dari bank lain.
2. Simpanan Yang Dijamin meliputi:
 - a. seluruh simpanan dengan nominal sampai dengan Rp2 miliar;
 - b. porsi simpanan yang dijamin (Rp2 miliar) dari seluruh simpanan dengan nominal di atas Rp2 miliar.

Besaran Nilai Simpanan Yang Dijamin adalah Rp2 miliar per nasabah per bank sebagaimana diatur dalam Peraturan Pemerintah No. 66 Tahun 2008.

1. PERTUMBUHAN TOTAL SIMPANAN DAN JUMLAH REKENING PADA BANK UMUM

Tabel 1												
Total Simpanan dan Jumlah Rekening (Total Deposits and Number of Account) (Rp Miliar/Billion IDR)												
Bulan (Month)	2012		2013		2014		2015		2016		2017	
	Rekening (Account)	Nominal (Nominal)	Rekening (Account)	Nominal (Nominal)	Rekening (Account)	Nominal (Nominal)	Rekening (Account)	Nominal (Nominal)	Rekening (Account)	Nominal (Nominal)	Rekening (Account)	Nominal (Nominal)
Januari	100.995.991	2.812.389	120.846.777	3.253.000	149.530.751	3.637.382	161.428.538	4.168.841	177.136.748	4.468.853	200.044.129	4.897.158
Februari	100.339.507	2.809.349	121.930.266	3.265.247	150.736.550	3.651.574	162.168.106	4.222.482	178.672.163	4.512.751	202.160.883	4.922.814
Maret	101.097.601	2.879.534	123.124.821	3.307.495	148.368.994	3.671.553	163.591.483	4.279.063	179.821.572	4.550.903	204.779.770	5.005.733
April	101.531.209	2.894.013	124.229.263	3.360.062	150.569.713	3.749.915	161.703.787	4.305.689	180.940.098	4.562.444	206.885.423	5.013.688
Mei	110.120.237	2.958.972	125.418.155	3.399.580	151.524.434	3.822.525	161.794.457	4.327.966	182.436.133	4.589.454	212.680.776	5.104.823
Juni	111.011.366	3.010.181	126.795.614	3.434.159	152.378.966	3.889.318	163.120.385	4.411.687	184.178.757	4.646.114	216.688.379	5.131.044
Juli	112.124.718	3.011.850	127.809.412	3.447.375	152.859.205	3.828.767	163.802.232	4.415.321	185.098.125	4.669.594	222.462.654	5.123.267
Agustus	113.534.168	3.037.803	128.817.609	3.496.756	154.140.288	3.910.281	165.008.226	4.450.891	187.238.755	4.680.848	227.069.520	5.142.246
September	115.525.552	3.104.251	130.943.737	3.599.133	155.974.513	4.062.918	167.924.825	4.546.948	190.121.455	4.675.317	229.315.700	5.225.164
Oktober	116.426.607	3.119.552	134.082.846	3.574.573	157.829.886	4.084.023	170.285.831	4.454.886	193.352.001	4.728.887	231.101.840	5.257.690
November	118.364.092	3.182.867	140.510.194	3.617.855	159.273.484	4.124.111	173.560.667	4.452.219	196.468.148	4.809.306	239.012.332	5.279.734
Desember	119.917.930	3.277.154	147.626.510	3.706.609	160.881.757	4.168.558	175.501.915	4.473.772	199.301.222	4.900.193		



Tabel 1.1
Pertumbuhan Total Simpanan dan Jumlah Rekening
(Growth of Total Deposits and The Number of Accounts)
Year on Year (YoY)

Tahun	Rekening	Nominal (Rp Miliar)	Rekening		Nominal	
			Δ	%Δ	Δ (Rp Miliar)	%Δ
2012*	119.917.930	3.277.154	18.414.366	18,14%	446.832	15,79%
2013*	147.626.510	3.706.609	27.708.580	23,11%	429.455	13,10%
2014*	160.881.757	4.168.558	13.255.247	8,98%	461.949	12,46%
2015*	175.501.915	4.473.772	14.620.158	9,09%	305.214	7,32%
2016*	199.301.222	4.900.193	23.799.307	13,56%	426.421	9,53%
2017**	239.012.332	5.279.734	39.711.110	19,93%	379.541	7,75%

*) Data *Year on Year* (YoY) per 31 Desember

***) Data *Year to Date* (Ytd) sampai dengan November 2017

2. DISTRIBUSI TOTAL SIMPANAN DAN JUMLAH REKENING BERDASARKAN JENIS SIMPANAN

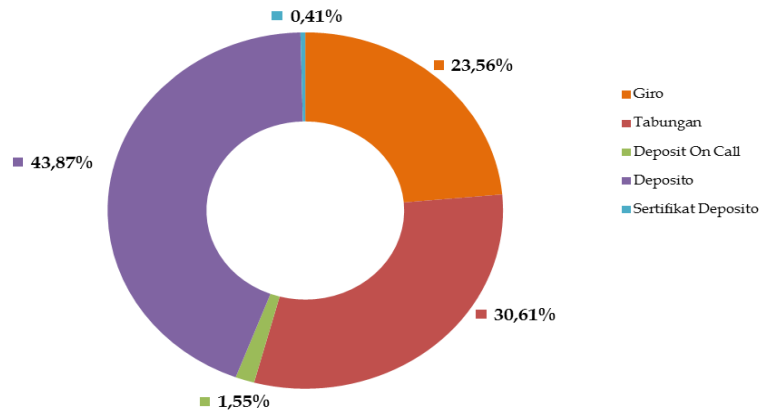
2.1. Total Simpanan dan Jumlah Rekening Berdasarkan Jenis Simpanan dan Valuta

Tabel 2												
Total Simpanan Berdasarkan Jenis Simpanan dan Valuta (Total Deposits by Type of Deposits and Foreign Exchange) (Rp Miliar/Billion IDR)												
Jenis Simpanan (Type of Deposits)	Oktober-17				November-17				Δ			
	Rekening (Account)	%	Nominal (Nominal)	%	Rekening (Account)	%	Nominal (Nominal)	%	Δ Rekening (Δ Account)	%	Δ Nominal (Δ Nominal)	%
Giro (Demand Deposit)	3.033.784	1,30%	1.249.916	23,77%	3.056.710	1,30%	1.244.141	23,56%	22.926	0,76%	(5.775)	-0,46%
Rupiah (IDR)	2.850.137	93,95%	950.965	76,08%	2.873.916	94,02%	947.784	76,18%	23.779	0,83%	(3.181)	-0,33%
Valas (Foreign Exchange)	183.647	6,05%	298.951	23,92%	182.794	5,98%	296.358	23,82%	(853)	-0,46%	(2.594)	-0,87%
Tabungan (Saving Account)	224.080.626	97,00%	1.569.953	29,86%	231.960.894	97,00%	1.616.225	30,61%	7.880.268	3,52%	46.272	2,95%
Rupiah (IDR)	223.386.566	99,69%	1.441.978	91,85%	231.267.436	99,70%	1.487.635	92,04%	7.880.870	3,53%	45.657	3,17%
Valas (Foreign Exchange)	694.060	0,31%	127.975	8,15%	693.458	0,30%	128.590	7,96%	(602)	-0,09%	615	0,48%
Deposit on Call	5.686	0,00%	92.111	1,75%	6.081	0,00%	81.976	1,55%	395	6,95%	(10.135)	-11,00%
Rupiah (IDR)	5.509	96,89%	84.145	91,35%	5.888	96,83%	73.342	89,47%	379	6,88%	(10.803)	-12,84%
Valas (Foreign Exchange)	177	3,11%	7.966	8,65%	193	3,17%	8.634	10,53%	16	9,04%	668	8,38%
Deposito (Time Deposits)	3.981.372	1,70%	2.324.798	44,22%	3.988.283	1,70%	2.316.444	43,87%	6.911	0,17%	(8.355)	-0,36%
Rupiah (IDR)	3.843.740	96,54%	2.022.452	86,99%	3.851.448	96,57%	2.021.974	87,29%	7.708	0,20%	(478)	-0,02%
Valas (Foreign Exchange)	137.632	3,46%	302.346	13,01%	136.835	3,43%	294.469	12,71%	(797)	-0,58%	(7.877)	-2,61%
Sertifikat Deposito (Certificate of Time Deposits)	372	0,00%	20.912	0,40%	364	0,00%	20.948	0,41%	(8)	-2,15%	36	0,17%
Rupiah (IDR)	372	100,00%	20.912	100,00%	364	100,00%	20.948	100,00%	(8)	-2,15%	36	0,17%
Valas (Foreign Exchange)	-	0,00%	-	0,00%	-	0,00%	-	0,00%	0	0,00%	0	0,00%
Total	231.101.840	100,00%	5.257.690	100,00%	239.012.332	100,00%	5.279.734	100,00%	7.910.492	3,42%	22.045	0,42%
Rupiah (IDR)	230.086.324	99,56%	4.520.452	85,98%	237.999.052	99,58%	4.551.683	86,21%	7.912.728	3,44%	31.231	0,69%
Valas (Foreign Exchange)	1.015.516	0,44%	737.240	14,02%	1.013.280	0,42%	728.051	13,79%	(2.236)	-0,22%	(9.189)	-1,25%

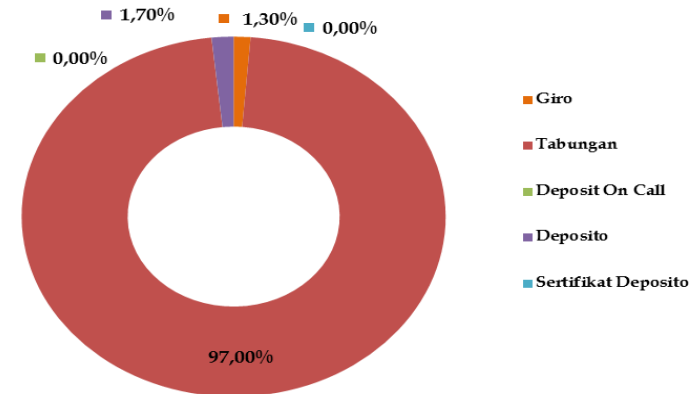
Keterangan: Prosentase simpanan pada masing-masing jenis simpanan merupakan prosentase terhadap total simpanan

2.2. Total Simpanan dan Jumlah Rekening Berdasarkan Jenis Simpanan dan Valuta November 2017

Gambar 2a
Distribusi Total Simpanan Berdasarkan Jenis Simpanan



Gambar 2b
Distribusi Jumlah Rekening Berdasarkan Jenis Simpanan

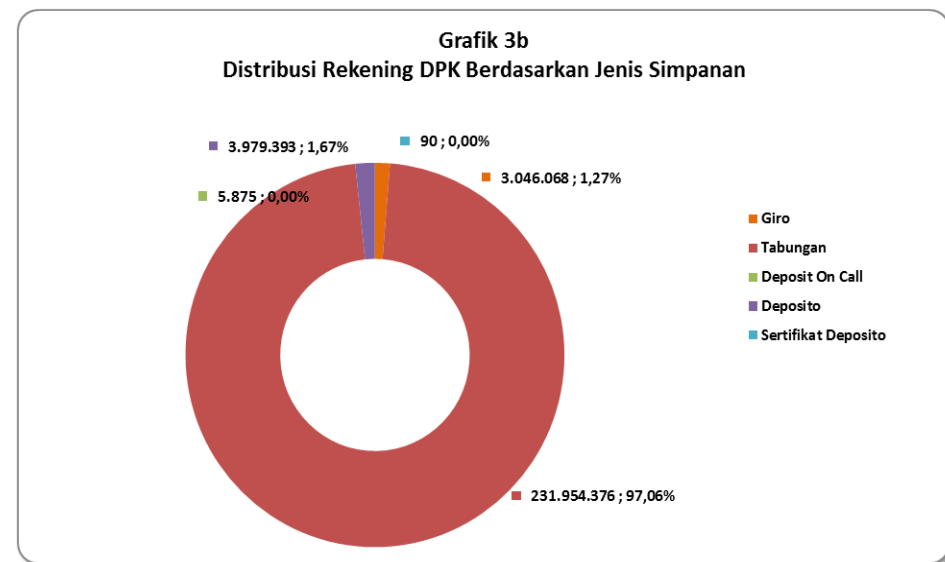
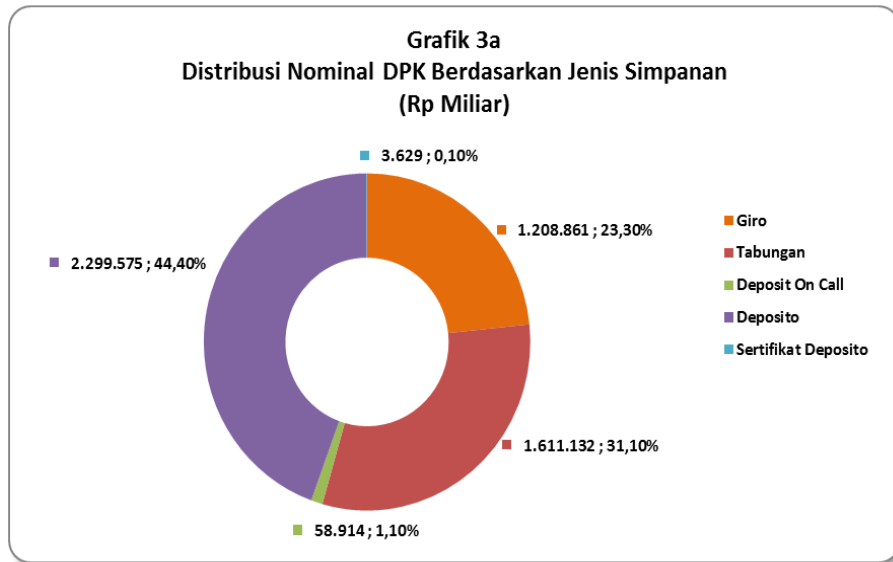


2.3. Dana Pihak Ketiga (DPK) Berdasarkan Jenis Simpanan dan Valuta

Tabel 3												
DPK Berdasarkan Jenis Simpanan dan Valuta (Third Party-Fund by Type of Deposits and Foreign Exchange) (Rp Miliar/Billion IDR)												
Jenis Simpanan (Type of Deposits)	November-17				Oktober-17				Δ			
	Rekening (Account)	%	Nominal (Nominal)	%	Rekening (Account)	%	Nominal (Nominal)	%	Δ Rekening (Δ Account)	%	Δ Nominal (Δ Nominal)	%
Giro (Demand Deposit)	3.046.068	1,27%	1.208.861	23,30%	3.023.032	1,31%	1.211.353	23,50%	23.036	0,76%	(2.491)	-0,21%
Rupiah (IDR)	2.863.719	94,01%	920.399	76,14%	2.839.831	93,94%	921.482	76,07%	23.888	0,84%	(1.082)	-0,12%
Valas (Foreign Exchange)	182.349	5,99%	288.462	23,86%	183.201	6,06%	289.871	23,93%	(852)	-0,47%	(1.409)	-0,49%
Tabungan (Saving Account)	231.954.376	97,06%	1.611.132	31,10%	224.074.143	96,97%	1.564.902	30,40%	7.880.233	3,52%	46.230	2,95%
Rupiah (IDR)	231.260.931	99,70%	1.482.566	92,02%	223.380.096	99,69%	1.436.952	91,82%	7.880.835	3,53%	45.615	3,17%
Valas (Foreign Exchange)	693.445	0,30%	128.566	7,98%	694.047	0,31%	127.950	8,18%	(602)	-0,09%	616	0,48%
Deposit on Call	5.875	0,00%	58.914	1,10%	5.406	0,00%	61.873	1,20%	469	8,68%	(2.959)	-4,78%
Rupiah (IDR)	5.683	96,73%	50.442	85,62%	5.230	96,74%	54.043	87,35%	453	8,66%	(3.602)	-6,66%
Valas (Foreign Exchange)	192	3,27%	8.472	14,38%	176	3,26%	7.830	12,65%	16	9,09%	642	8,20%
Deposito (Time Deposits)	3.979.393	1,67%	2.299.575	44,40%	3.972.532	1,72%	2.307.647	44,80%	6.861	0,17%	(8.072)	-0,35%
Rupiah (IDR)	3.842.569	96,56%	2.005.285	87,20%	3.834.910	96,54%	2.005.413	86,90%	7.659	0,20%	(128)	-0,01%
Valas (Foreign Exchange)	136.824	3,44%	294.290	12,80%	137.622	3,46%	302.234	13,10%	(798)	-0,58%	(7.945)	-2,63%
Sertifikat Deposito (Certificate of Time Deposits)	90	0,00%	3.629	0,10%	89	0,00%	3.591	0,10%	1	1,12%	38	1,06%
Rupiah (IDR)	90	100,00%	3.629	100,00%	89	100,00%	3.591	100,00%	1	1,12%	38	1,06%
Valas (Foreign Exchange)	-	0,00%	-	0,00%	-	0,00%	-	0,00%	0	0,00%	0	0,00%
Total	238.985.802	100,00%	5.182.111	100,00%	231.075.202	100,00%	5.149.366	100,00%	7.910.600	3,42%	32.745	0,64%
Rupiah (IDR)	237.972.992	99,58%	4.462.322	86,11%	230.060.156	99,56%	4.421.481	85,86%	7.912.836	3,44%	40.841	0,92%
Valas (Foreign Exchange)	1.012.810	0,42%	719.789	13,89%	1.015.046	0,44%	727.885	14,14%	(2.236)	-0,22%	(8.096)	-1,11%

Keterangan: Prosentase simpanan pada masing-masing jenis simpanan merupakan prosentase terhadap total simpanan

2.4. Distribusi Nominal dan Rekening Dana Pihak Ketiga Berdasarkan Jenis Simpanan November 2017

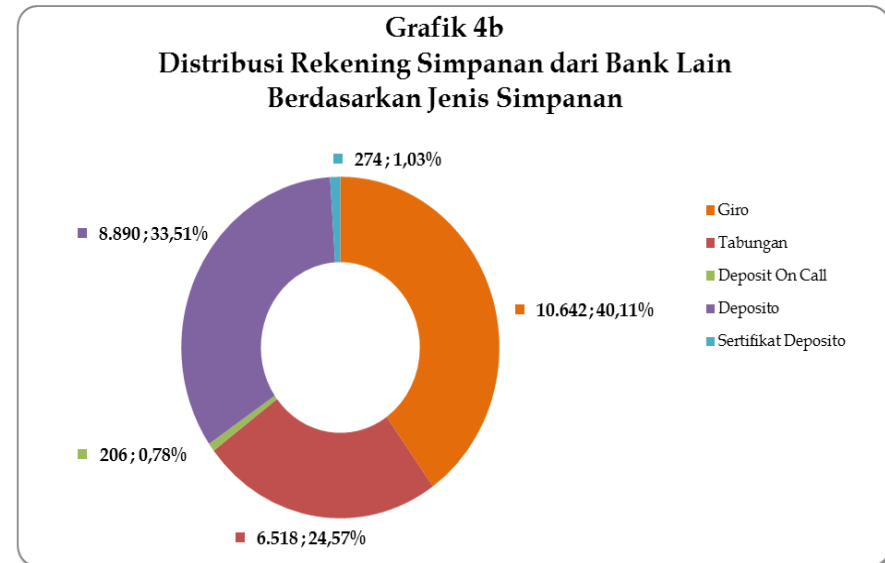
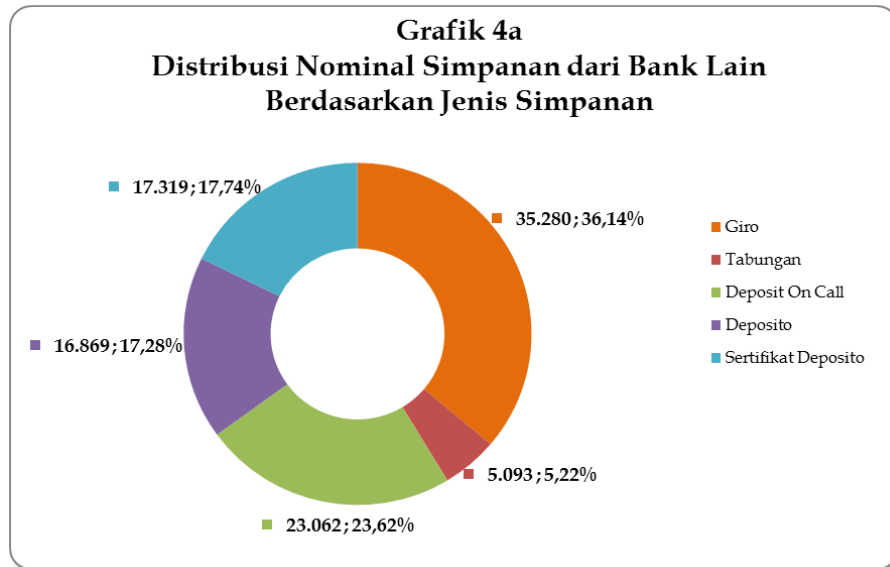


2.5. Simpanan Dari Bank Lain Berdasarkan Jenis Simpanan dan Valuta

Tabel 4												
Simpanan Dari Bank Lain Berdasarkan Jenis Simpanan dan Valuta (Funds From Other Banks by Type of Deposits and Foreign Exchange) (Rp Miliar/Billion IDR)												
Jenis Simpanan (Type of Deposits)	November-17				Oktober-17				Δ			
	Rekening (Account)	%	Nominal (Nominal)	%	Rekening (Account)	%	Nominal (Nominal)	%	Δ Rekening (Δ Account)	%	Δ Nominal (Δ Nominal)	%
Giro (Demand Deposit)	10.642	40,11%	35.280	36,14%	10.752	40,36%	38.563	35,60%	(110)	-1,02%	(3.282)	-8,51%
Rupiah (IDR)	10.197	95,82%	27.384	77,62%	10.306	95,85%	29.483	76,45%	(109)	-1,06%	(2.099)	-7,12%
Valas (Foreign Exchange)	445	4,18%	7.896	22,38%	446	4,15%	9.080	23,55%	(1)	-0,22%	(1.184)	-13,04%
Tabungan (Saving Account)	6.518	24,57%	5.093	5,22%	6.483	24,34%	5.051	4,70%	35	0,54%	42	0,82%
Rupiah (IDR)	6.505	99,80%	5.069	99,54%	6.470	99,80%	5.026	99,50%	35	0,54%	43	0,86%
Valas (Foreign Exchange)	13	0,20%	24	0,48%	13	0,20%	25	0,50%	0	0,00%	(1)	-3,37%
Deposit on Call	206	0,78%	23.062	23,62%	280	1,05%	30.238	27,90%	(74)	-26,43%	(7.175)	-23,73%
Rupiah (IDR)	205	99,51%	22.900	99,30%	279	99,64%	30.102	99,55%	(74)	-26,52%	(7.202)	-23,92%
Valas (Foreign Exchange)	1	0,49%	162	0,70%	1	0,36%	136	0,45%	0	0,00%	27	0,00%
Deposito (Time Deposits)	8.890	33,51%	16.869	17,28%	8.840	33,19%	17.151	15,80%	50	0,57%	(282)	-1,65%
Rupiah (IDR)	8.879	99,88%	16.689	98,94%	8.830	99,89%	17.039	99,35%	49	0,55%	(350)	-2,05%
Valas (Foreign Exchange)	11	0,12%	180	1,06%	10	0,11%	112	0,65%	1	0,00%	67	60,15%
Sertifikat Deposito (Certificate of Time Deposits)	274	1,03%	17.319	17,74%	283	1,06%	17.321	16,00%	(9)	-3,18%	(2)	-0,01%
Rupiah (IDR)	274	100,00%	17.319	100,00%	283	100,00%	17.321	100,00%	(9)	-3,18%	(2)	-0,01%
Valas (Foreign Exchange)	0	0,00%	0	0,00%	0	0,00%	0	0,00%	0	0,00%	0	0,00%
Total	26.530	100,00%	97.623	100,00%	26.638	100,00%	108.324	100,00%	(108)	-0,41%	(10.701)	-9,88%
Rupiah (IDR)	26.060	98,23%	89.361	91,54%	26.168	98,24%	98.971	91,37%	(108)	-0,41%	(9.610)	-9,71%
Valas (Foreign Exchange)	470	1,77%	8.262	8,46%	470	1,76%	9.353	8,63%	0	0,00%	(1.091)	-11,67%

Keterangan: Prosentase simpanan pada masing-masing jenis simpanan merupakan prosentase terhadap total simpanan

2.6. Distribusi Nominal dan Rekening Simpanan dari Bank Lain Berdasarkan Jenis Simpanan November 2017



3. DISTRIBUSI SIMPANAN BERDASARKAN SEGMENT NOMINAL SIMPANAN

3.1. Total Simpanan Berdasarkan Segmen Nominal dan Valuta

Tabel 5 Total Simpanan Berdasarkan Segmen Nominal dan Valuta (Total Deposits by Nominal Segmentation and Foreign Exchange) (Rp Miliar/Billion IDR)												
Nominal Simpanan (Nominal of Deposits)	Oktober-17				November-17				Δ			
	Rekening (Account)	%	Nominal (Nominal)	%	Rekening (Account)	%	Nominal (Nominal)	%	Δ Rekening (Δ Account)	%	Δ Nominal (Δ Nominal)	%
N ≤ 100 Jt	226.616.282	98,06%	722.517	13,74%	234.465.739	98,10%	743.629	14,10%	7.849.457	3,46%	21.112	2,92%
Rupiah (IDR)	225.883.792	99,68%	709.416	98,19%	233.734.730	99,69%	730.509	98,24%	7.850.938	3,48%	21.094	2,97%
Valas (Foreign Exchange)	732.490	0,32%	13.101	1,81%	731.009	0,31%	13.120	1,76%	(1.481)	-0,20%	19	0,14%
100 Jt < N ≤ 200 Jt	2.043.556	0,88%	287.069	5,46%	2.078.573	0,90%	291.867	5,50%	35.017	1,71%	4.799	1,67%
Rupiah (IDR)	1.946.920	95,27%	273.489	95,27%	1.981.224	95,32%	278.253	95,34%	34.304	1,76%	4.764	1,74%
Valas (Foreign Exchange)	96.636	4,73%	13.580	4,73%	97.349	4,68%	13.614	4,66%	713	0,74%	35	0,25%
200 Jt < N ≤ 500 Jt	1.383.000	0,60%	446.787	8,50%	1.402.309	0,60%	452.556	8,60%	19.309	1,40%	5.769	1,29%
Rupiah (IDR)	1.294.369	93,59%	418.948	93,77%	1.314.251	93,72%	424.988	93,91%	19.882	1,54%	6.040	1,44%
Valas (Foreign Exchange)	88.631	6,41%	27.839	6,23%	88.058	6,28%	27.568	6,09%	(573)	-0,65%	(271)	-0,97%
500 Jt < N ≤ 1 M	552.107	0,24%	404.557	7,69%	557.072	0,20%	407.479	7,70%	4.965	0,90%	2.921	0,72%
Rupiah (IDR)	509.559	92,29%	374.898	92,67%	515.166	92,48%	378.401	92,86%	5.607	1,10%	3.503	0,93%
Valas (Foreign Exchange)	42.548	7,71%	29.659	7,33%	41.906	7,52%	29.078	7,14%	(642)	-1,51%	(581)	-1,96%
1 M < N ≤ 2 M	257.899	0,11%	368.522	7,01%	259.365	0,10%	370.154	7,00%	1.466	0,57%	1.632	0,44%
Rupiah (IDR)	233.156	90,41%	334.344	90,73%	234.776	90,52%	336.288	90,85%	1.620	0,69%	1.944	0,58%
Valas (Foreign Exchange)	24.743	9,59%	34.178	9,27%	24.589	9,48%	33.866	9,15%	(154)	-0,62%	(312)	-0,91%
2 M < N ≤ 5 M	158.486	0,07%	496.820	9,45%	158.386	0,10%	495.952	9,40%	(100)	-0,06%	(869)	-0,17%
Rupiah (IDR)	142.959	90,20%	449.205	90,42%	143.065	90,33%	449.216	90,58%	106	0,07%	10	0,00%
Valas (Foreign Exchange)	15.527	9,80%	47.615	9,58%	15.321	9,67%	46.736	9,42%	(206)	-1,33%	(879)	-1,85%
N > 5 M	90.510	0,04%	2.531.418	48,15%	90.888	0,00%	2.518.097	47,70%	378	0,42%	(13.320)	-0,53%
Rupiah (IDR)	75.569	83,49%	1.960.153	77,43%	75.840	83,44%	1.954.027	77,60%	271	0,36%	(6.126)	-0,31%
Valas (Foreign Exchange)	14.941	16,51%	571.265	22,57%	15.048	16,56%	564.070	22,40%	107	0,72%	(7.195)	-1,26%
Total	231.101.840	100,00%	5.257.690	100,00%	239.012.332	100,00%	5.279.734	100,00%	7.910.492	3,42%	22.045	0,42%
Rupiah (IDR)	230.086.324	99,56%	4.520.452	85,98%	237.999.052	99,58%	4.551.682	86,21%	7.912.728	3,44%	31.230	0,69%
Valas (Foreign Exchange)	1.015.516	0,44%	737.236	14,02%	1.013.280	0,42%	728.052	13,79%	(2.236)	-0,22%	(9.185)	-1,25%

Keterangan: Prosentase simpanan pada masing-masing segmen nominal simpanan merupakan prosentase terhadap total simpanan

3.2. Dana Pihak Ketiga Berdasarkan Segmen Nominal dan Valuta

Tabel 6												
DPK Berdasarkan Segmen Nominal dan Valuta (Third Party-Fund by Nominal Segmentation and Foreign Exchange) (Rp Miliar/Billion IDR)												
Nominal Simpanan (Nominal of Deposits)	Oktober-17				November-17				Δ			
	Rekening (Account)	%	Nominal (Nominal)	%	Rekening (Account)	%	Nominal (Nominal)	%	Δ Rekening (Δ Account)	%	Δ Nominal (Δ Nominal)	%
N ≤ 100 Jt	226.605.780	98,10%	722.247	14,03%	234.455.217	98,10%	743.333	14,30%	7.849.437	3,46%	21.086	2,92%
Rupiah (IDR)	225.873.432	99,68%	709.148	98,19%	233.724.352	99,69%	730.216	98,24%	7.850.920	3,48%	21.067	2,97%
Valas (Foreign Exchange)	732.348	0,32%	13.099	1,81%	730.865	0,31%	13.117	1,76%	(1.483)	-0,20%	19	0,14%
100 Jt < N ≤ 200 Jt	2.040.921	0,90%	286.681	5,57%	2.076.020	0,90%	291.491	5,60%	35.099	1,72%	4.810	1,68%
Rupiah (IDR)	1.944.320	95,27%	273.106	95,26%	1.978.708	95,31%	277.883	95,33%	34.388	1,77%	4.777	1,75%
Valas (Foreign Exchange)	96.601	4,73%	13.575	4,74%	97.312	4,69%	13.608	4,67%	711	0,74%	33	0,24%
200 Jt < N ≤ 500 Jt	1.378.581	0,60%	445.163	8,65%	1.397.921	0,60%	450.935	8,70%	19.340	1,40%	5.772	1,30%
Rupiah (IDR)	1.289.981	93,57%	417.333	93,75%	1.309.890	93,70%	423.376	93,89%	19.909	1,54%	6.043	1,45%
Valas (Foreign Exchange)	88.600	6,43%	27.830	6,25%	88.031	6,30%	27.559	6,11%	(569)	-0,64%	(271)	-0,97%
500 Jt < N ≤ 1 M	548.626	0,20%	401.685	7,80%	553.585	0,20%	404.590	7,80%	4.959	0,90%	2.905	0,72%
Rupiah (IDR)	506.114	92,25%	372.051	92,62%	511.715	92,44%	375.537	92,82%	5.601	1,11%	3.485	0,94%
Valas (Foreign Exchange)	42.512	7,75%	29.634	7,38%	41.870	7,56%	29.053	7,18%	(642)	-1,51%	(581)	-1,96%
1 M < N ≤ 2 M	255.731	0,10%	365.215	7,09%	257.185	0,10%	366.813	7,10%	1.454	0,57%	1.597	0,44%
Rupiah (IDR)	231.022	90,34%	331.082	90,65%	232.629	90,45%	332.994	90,78%	1.607	0,70%	1.912	0,58%
Valas (Foreign Exchange)	24.709	9,66%	34.133	9,35%	24.556	9,55%	33.819	9,22%	(153)	-0,62%	(315)	-0,92%
2 M < N ≤ 5 M	156.757	0,10%	491.080	9,54%	156.643	0,10%	490.162	9,50%	(114)	-0,07%	(917)	-0,19%
Rupiah (IDR)	141.277	90,12%	443.625	90,34%	141.365	90,25%	443.570	90,49%	88	0,06%	(54)	-0,01%
Valas (Foreign Exchange)	15.480	9,88%	47.455	9,66%	15.278	9,75%	46.592	9,51%	(202)	-1,30%	(863)	-1,82%
N > 5 M	88.806	0,00%	2.437.295	47,32%	89.231	0,00%	2.434.787	47,00%	425	0,48%	(2.508)	-0,10%
Rupiah (IDR)	74.010	83,34%	1.875.136	76,94%	74.333	83,30%	1.878.746	77,16%	323	0,44%	3.609	0,19%
Valas (Foreign Exchange)	14.796	16,66%	562.159	23,06%	14.898	16,70%	556.041	22,84%	102	0,69%	(6.119)	-1,09%
Total	231.075.202	100,00%	5.149.366	100,00%	238.985.802	100,00%	5.182.111	100,00%	7.910.600	3,42%	32.745	0,64%
Rupiah (IDR)	230.060.156	99,56%	4.421.481	85,86%	237.972.992	99,58%	4.462.322	86,11%	7.912.836	3,44%	40.841	0,92%
Valas (Foreign Exchange)	1.015.046	0,44%	727.885	14,14%	1.012.810	0,42%	719.789	13,89%	(2.236)	-0,22%	(8.096)	-1,11%

Keterangan: Prosentase simpanan pada masing-masing segmen nominal simpanan merupakan prosentase terhadap total simpanan

3.3. Simpanan dari Bank Lain Berdasarkan Segmen Nominal dan Valuta

Tabel 7												
Simpanan Dari Bank Lain Berdasarkan Segmen Nominal dan Valuta (Funds From Other Banks by Nominal Segmentation and Foreign Exchange) (Rp Miliar/Billion IDR)												
Nominal Simpanan (Nominal of Deposits)	Oktober-17				November-17				Δ			
	Rekening (Account)	%	Nominal (Nominal)	%	Rekening (Account)	%	Nominal (Nominal)	%	Δ Rekening (Δ Account)	%	Δ Nominal (Δ Nominal)	%
N ≤ 100 Jt	10.502	39,42%	270	0,25%	10.522	39,66%	296	0,30%	20	0,19%	26	9,58%
Rupiah (IDR)	10.360	98,65%	268	99,12%	10.378	98,63%	293	98,77%	18	0,17%	25	9,20%
Valas (Foreign Exchange)	142	1,35%	2	0,88%	144	1,37%	3	0,89%	2	1,41%	0	10,90%
100 Jt < N ≤ 200 Jt	2.635	9,89%	388	0,36%	2.553	9,62%	376	0,39%	(82)	-3,11%	(12)	-3,01%
Rupiah (IDR)	2.600	98,67%	383	98,70%	2.516	98,55%	370	98,53%	(84)	-3,23%	(12)	-3,18%
Valas (Foreign Exchange)	35	1,33%	5	1,30%	37	1,45%	6	1,47%	2	5,71%	1	10,22%
200 Jt < N ≤ 500 Jt	4.419	16,59%	1.624	1,50%	4.388	16,54%	1.621	1,66%	(31)	-0,70%	(2)	-0,13%
Rupiah (IDR)	4.388	99,30%	1.615	99,49%	4.361	99,38%	1.612	99,40%	(27)	-0,62%	(3)	-0,21%
Valas (Foreign Exchange)	31	0,70%	9	0,58%	27	0,62%	9	0,53%	(4)	-12,90%	(1)	-7,42%
500 Jt < N ≤ 1 M	3.481	13,07%	2.872	2,65%	3.487	13,14%	2.889	2,96%	6	0,17%	17	0,60%
Rupiah (IDR)	3.445	98,97%	2.847	99,15%	3.451	98,97%	2.864	99,12%	6	0,17%	16	0,57%
Valas (Foreign Exchange)	36	1,03%	25	0,88%	36	1,03%	25	0,88%	0	0,00%	0	0,56%
1 M < N ≤ 2 M	2.168	8,14%	3.307	3,05%	2.180	8,22%	3.341	3,42%	12	0,55%	35	1,05%
Rupiah (IDR)	2.134	98,43%	3.262	98,63%	2.147	98,49%	3.294	98,58%	13	0,61%	32	0,98%
Valas (Foreign Exchange)	34	1,57%	45	1,37%	33	1,51%	47	1,39%	(1)	-2,94%	1	3,19%
2 M < N ≤ 5 M	1.729	6,49%	5.740	5,30%	1.743	6,57%	5.790	5,93%	14	0,81%	50	0,88%
Rupiah (IDR)	1.682	97,28%	5.580	97,22%	1.700	97,53%	5.646	97,51%	18	1,07%	66	1,18%
Valas (Foreign Exchange)	47	2,72%	160	2,79%	43	2,47%	144	2,49%	(4)	-8,51%	(16)	-10,13%
N > 5 M	1.704	6,40%	94.123	86,89%	1.657	6,25%	83.310	85,34%	(47)	-2,76%	(10.813)	-11,49%
Rupiah (IDR)	1.559	91,49%	85.017	90,33%	1.507	90,95%	75.281	90,36%	(52)	-3,34%	(9.737)	-11,45%
Valas (Foreign Exchange)	145	8,51%	9.106	9,67%	150	9,05%	8.029	9,64%	5	3,45%	(1.077)	-11,83%
Total	26.638	100,00%	108.324	100,00%	26.530	100,00%	97.623	100,00%	(108)	-0,41%	(10.701)	-9,88%
Rupiah (IDR)	26.168	98,24%	98.972	91,37%	26.060	98,23%	89.360	91,54%	(108)	-0,41%	(9.612)	-9,71%
Valas (Foreign Exchange)	470	1,76%	9.352	8,63%	470	1,77%	8.263	8,46%	0	0,00%	(1.089)	-11,65%

Keterangan: Prosentase simpanan pada masing-masing segmen nominal simpanan merupakan prosentase terhadap total simpanan

4. DISTRIBUSI SIMPANAN BERDASARKAN BESARAN NILAI SIMPANAN DAN VALUTA

4.1. Total Simpanan Berdasarkan Besaran Nilai Simpanan dan Valuta

Tabel 8 Total Simpanan Berdasarkan Besaran Nilai Simpanan dan Valuta (Total Deposits by Nominal of Deposits and Foreign Exchange) (Rp Miliar/Billion IDR)												
Nominal Simpanan (Nominal of Deposits)	Oktober-17				November-17				Δ			
	Rekening (Account)	%	Nominal (Nominal)	%	Rekening (Account)	%	Nominal (Nominal)	%	Δ Rekening (Δ Account)	%	Δ Nominal (Δ Nominal)	%
N ≤ 2 M	230.852.844	99,89%	2.229.452	42,40%	238.763.058	99,90%	2.265.684	42,91%	7.910.214	3,43%	36.233	1,63%
Rupiah (IDR)	229.867.796	99,57%	2.111.094	94,69%	237.780.147	99,59%	2.148.440	94,83%	7.912.351	3,44%	37.346	1,77%
Valas (Foreign Exchange)	985.048	0,43%	118.358	5,31%	982.911	0,41%	117.244	5,17%	(2.137)	-0,22%	(1.113)	-0,94%
N > 2 M	248.996	0,11%	3.028.238	57,60%	249.274	0,10%	3.014.050	57,09%	278	0,11%	(14.188)	-0,47%
Rupiah (IDR)	218.528	87,76%	2.409.358	79,56%	218.905	87,82%	2.403.243	79,73%	377	0,17%	(6.115)	-0,25%
Valas (Foreign Exchange)	30.468	12,24%	618.880	20,44%	30.369	12,18%	610.807	20,27%	(99)	-0,32%	(8.073)	-1,30%
Total	231.101.840	100,00%	5.257.690	100,00%	239.012.332	100,00%	5.279.734	100,00%	7.910.492	3,42%	22.045	0,42%
Rupiah (IDR)	230.086.324	99,56%	4.520.452	85,98%	237.999.052	99,58%	4.551.683	86,21%	7.912.728	3,44%	31.231	0,69%
Valas (Foreign Exchange)	1.015.516	0,44%	737.238	14,02%	1.013.280	0,42%	728.051	13,79%	(2.236)	-0,22%	(9.186)	-1,25%

Keterangan: Prosentase simpanan pada masing-masing segmen nominal simpanan meruakan prosentase terhadap total simpanan

4.2. Dana Pihak Ketiga Berdasarkan Besaran Nilai Simpanan dan Valuta

Tabel 9												
DPK Berdasarkan Besaran Nilai Simpanan dan Valuta (Third Party-Fund by Nominal of Deposits and Foreign Exchange) (Rp Miliar/Billion IDR)												
Nominal Simpanan (Nominal of Deposits)	Oktober-17				November-17				Δ			
	Rekening (Account)	%	Nominal (Nominal)	%	Rekening (Account)	%	Nominal (Nominal)	%	Δ Rekening (Δ Account)	%	Δ Nominal (Δ Nominal)	%
N ≤ 2 M	230.829.639	99,89%	2.220.991	43,13%	238.739.928	99,90%	2.257.161	43,56%	7.910.289	3,43%	36.170	1,63%
Rupiah (IDR)	229.844.869	99,57%	2.102.720	94,67%	237.757.294	99,59%	2.140.006	94,81%	7.912.425	3,44%	37.286	1,77%
Valas (Foreign Exchange)	984.770	0,43%	118.271	5,33%	982.634	0,41%	117.155	5,19%	(2.136)	-0,22%	(1.116)	-0,94%
N > 2 M	245.563	0,11%	2.928.375	56,87%	245.874	0,10%	2.924.950	56,44%	311	0,13%	(3.425)	-0,12%
Rupiah (IDR)	215.287	87,67%	2.318.761	79,18%	215.698	87,73%	2.322.316	79,40%	411	0,19%	3.555	0,15%
Valas (Foreign Exchange)	30.276	12,33%	609.614	20,82%	30.176	12,27%	602.634	20,60%	(100)	-0,33%	(6.980)	-1,15%
Total	231.075.202	100,00%	5.149.366	100,00%	238.985.802	100,00%	5.182.111	100,00%	7.910.600	3,42%	32.745	0,64%
Rupiah (IDR)	230.060.156	99,56%	4.421.481	85,86%	237.972.992	99,58%	4.462.322	86,11%	7.912.836	3,44%	40.841	0,92%
Valas (Foreign Exchange)	1.015.046	0,44%	727.885	14,14%	1.012.810	0,42%	719.789	13,89%	(2.236)	-0,22%	(8.096)	-1,11%

Keterangan: Prosentase simpanan pada masing-masing segmen nominal simpanan merupakan prosentase terhadap total simpanan

4.3. Simpanan Dari Bank Lain Berdasarkan Besaran Nilai Simpanan dan Valuta

Tabel 10												
Simpanan Dari Bank Lain Berdasarkan Besaran Nilai Simpanan dan Valuta (Funds From Other Banks by Nominal of Deposits and Foreign Exchange) (Rp Miliar/Billion IDR)												
Nominal Simpanan (Nominal of Deposits)	Oktober-17				November-17				Δ			
	Rekening (Account)	%	Nominal (Nominal)	%	Rekening (Account)	%	Nominal (Nominal)	%	Δ Rekening (Δ Account)	%	Δ Nominal (Δ Nominal)	%
N ≤ 2 M	23.205	87,11%	8.461	7,81%	23.130	87,18%	8.523	8,73%	(75)	-0,32%	62	0,73%
Rupiah (IDR)	22.927	98,80%	8.374	98,97%	22.853	98,80%	8.434	98,96%	(74)	-0,32%	60	0,72%
Valas (Foreign Exchange)	278	1,20%	87	1,03%	277	1,20%	89	1,04%	(1)	-0,36%	2	1,91%
N > 2 M	3.433	12,89%	99.863	92,19%	3.400	12,82%	89.100	91,27%	(33)	-0,96%	(10.763)	-10,78%
Rupiah (IDR)	3.241	94,41%	90.597	90,72%	3.207	94,32%	80.927	90,83%	(34)	-1,05%	(9.670)	-10,67%
Valas (Foreign Exchange)	192	5,59%	9.266	9,28%	193	5,68%	8.173	9,17%	1	0,52%	(1.092)	-11,79%
Total	26.638	100,00%	108.324	100,00%	26.530	100,00%	97.623	100,00%	(108)	-0,41%	(10.701)	-9,88%
Rupiah (IDR)	26.168	98,24%	98.971	91,37%	26.060	98,23%	89.361	91,54%	(108)	-0,41%	(9.610)	-9,71%
Valas (Foreign Exchange)	470	1,76%	9.353	8,63%	470	1,77%	8.262	8,46%	0	0,00%	(1.091)	-11,67%

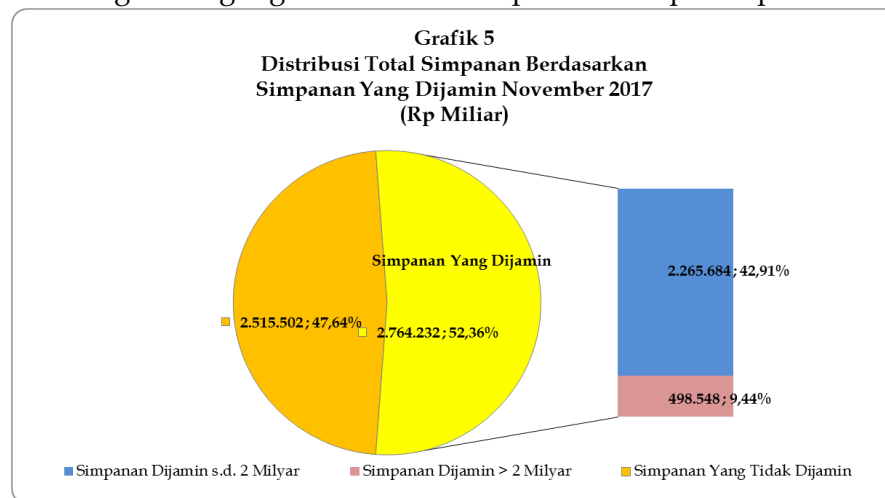
Keterangan: Prosentase simpanan pada masing-masing segmen nominal simpanan merupakan prosentase terhadap total simpanan

5. DISTRIBUSI DANA PIHAK KETIGA DAN SIMPANAN DARI BANK LAIN YANG DIJAMIN

5.1. Total Simpanan dan Distribusi Total Simpanan Berdasarkan Simpanan yang Dijamin dan Valuta

Tabel 11 Total Simpanan Berdasarkan Simpanan Yang Dijamin dan Valuta (Total Deposits by Insured Deposits and Foreign Exchange) (Rp Miliar/Billion IDR)												
Nominal Simpanan (Nominal of Deposits)	Oktober-17				November-17				Δ			
	Rekening (Account)	%	Nominal (Nominal)	%	Rekening (Account)	%	Nominal (Nominal)	%	Δ Rekening (Δ Account)	%	Δ Nominal (Δ Nominal)	%
N ≤ 2 M	230.852.844	99,89%	2.229.452	81,74%	238.763.058	99,90%	2.265.684	81,96%	7.910.214	3,43%	36.232	1,63%
Rupiah (IDR)	229.867.796	99,57%	2.111.094	94,69%	237.780.147	99,59%	2.148.440	94,83%	7.912.351	3,44%	37.346	1,77%
Valas (Foreign Exchange)	985.048	0,43%	118.358	5,31%	982.911	0,41%	117.244	5,17%	(2.137)	-0,22%	(1.113)	-0,94%
N > 2 M	248.996	0,11%	497.992	18,26%	249.274	0,10%	498.548	18,04%	278	0,11%	556	0,11%
Rupiah (IDR)	218.528	87,76%	437.056	87,76%	218.905	87,82%	437.810	87,82%	377	0,17%	754	0,17%
Valas (Foreign Exchange)	30.468	12,24%	60.936	12,24%	30.369	12,18%	60.738	12,18%	(99)	-0,32%	(198)	-0,32%
Total	231.101.840	100,00%	2.727.444	100,00%	239.012.332	100,00%	2.764.232	100,00%	7.910.492	3,42%	36.788	1,35%
Rupiah (IDR)	230.086.324	99,56%	2.548.150	93,43%	237.999.052	99,58%	2.586.250	93,56%	7.912.728	3,44%	38.100	1,50%
Valas (Foreign Exchange)	1.015.516	0,44%	179.294	6,57%	1.013.280	0,42%	177.982	6,44%	(2.236)	-0,22%	(1.312)	-0,73%

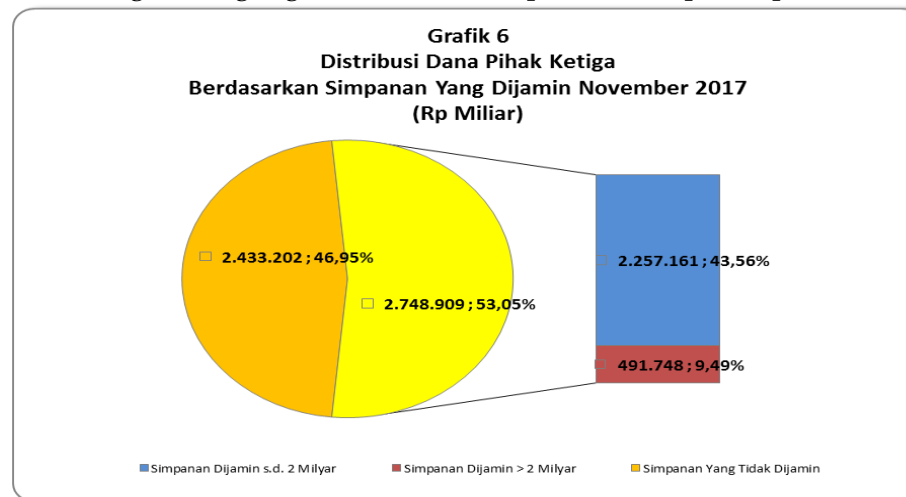
Keterangan: Prosentase simpanan pada masing-masing segmen nominal simpanan merupakan prosentase terhadap total simpanan



5.2. Dana Pihak Ketiga Berdasarkan Simpanan yang Dijamin dan Valuta

Tabel 12												
DPK berdasarkan Simpanan yang Dijamin dan Valuta (Third Party-Fund by Insured Deposits and Foreign Exchange) (Rp Miliar/Billion IDR)												
Nominal Simpanan (Nominal of Deposits)	Oktober-17				November-17				Δ			
	Rekening (Account)	%	Nominal (Nominal)	%	Rekening (Account)	%	Nominal (Nominal)	%	Δ Rekening (Δ Account)	%	Δ Nominal (Δ Nominal)	%
N ≤ 2 M	230.829.639	99,89%	2.220.991	81,89%	238.739.928	99,90%	2.257.161	82,11%	7.910.289	3,43%	36.170	1,63%
Rupiah (IDR)	229.844.869	99,57%	2.102.720	94,67%	237.757.294	99,59%	2.140.006	94,81%	7.912.425	3,44%	37.285	1,77%
Valas (Foreign Exchange)	984.770	0,43%	118.271	5,33%	982.634	0,41%	117.155	5,19%	(2.136)	-0,22%	(1.116)	-0,94%
N > 2 M	245.563	0,11%	491.126	18,11%	245.874	0,10%	491.748	17,89%	311	0,13%	622	0,13%
Rupiah (IDR)	215.287	87,67%	430.574	87,67%	215.698	87,73%	431.396	87,73%	411	0,19%	822	0,19%
Valas (Foreign Exchange)	30.276	12,33%	60.552	12,33%	30.176	12,27%	60.352	12,27%	(100)	-0,33%	(200)	-0,33%
Total	231.075.202	100,00%	2.712.117	100,00%	238.985.802	100,00%	2.748.909	100,00%	7.910.600	3,42%	36.792	1,36%
Rupiah (IDR)	230.060.156	99,56%	2.533.294	93,41%	237.972.992	99,58%	2.571.402	93,54%	7.912.836	3,44%	38.107	1,50%
Valas (Foreign Exchange)	1.015.046	0,44%	178.823	6,59%	1.012.810	0,42%	177.507	6,46%	(2.236)	-0,22%	(1.316)	-0,74%

Keterangan: Prosentase simpanan pada masing-masing segmen nominal simpanan merupakan prosentase terhadap total simpanan



5.3. Simpanan dari Bank Lain Berdasarkan Simpanan yang Dijamin dan Valuta

Tabel 13 Simpanan Dari Bank Lain Berdasarkan Simpanan Yang Dijamin dan Valuta (Funds From Other Banks by Insured Deposits and Foreign Exchange) (Rp Miliar/Billion IDR)												
Nominal Simpanan (Nominal of Deposits)	Oktober-17				November-17				Δ			
	Rekening (Account)	%	Nominal (Nominal)	%	Rekening (Account)	%	Nominal (Nominal)	%	Δ Rekening (Δ Account)	%	Δ Nominal (Δ Nominal)	%
N ≤ 2 M	23.205	87,11%	8.461	55,20%	23.130	87,18%	8.523	55,62%	(75)	-0,32%	62	0,73%
Rupiah (IDR)	22.927	98,80%	8.374	98,97%	22.853	98,80%	8.434	98,96%	(74)	-0,32%	60	0,72%
Valas (Foreign Exchange)	278	1,20%	87	1,03%	277	1,20%	89	1,04%	(1)	-0,36%	2	1,91%
N > 2 M	3.433	12,89%	6.866	44,80%	3.400	12,82%	6.800	44,38%	(33)	-0,96%	(66)	-0,96%
Rupiah (IDR)	3.241	94,41%	6.482	94,41%	3.207	94,32%	6.414	94,32%	(34)	-1,05%	(68)	-1,05%
Valas (Foreign Exchange)	192	5,59%	384	5,59%	193	5,68%	386	5,68%	1	0,52%	2	0,52%
Total	26.638	100,00%	15.327	100,00%	26.530	100,00%	15.323	100,00%	(108)	-0,41%	(4)	-0,03%
Rupiah (IDR)	26.168	98,24%	14.856	96,93%	26.060	98,23%	14.848	96,90%	(108)	-0,41%	(8)	-0,05%
Valas (Foreign Exchange)	470	1,76%	471	3,07%	470	1,77%	475	3,10%	0	0,00%	4	0,78%

Keterangan: Prosentase simpanan pada masing-masing segmen nominal simpanan merupakan prosentase terhadap total simpanan

