



LEMBAGA
PENJAMIN
SIMPANAN

Indonesia
Deposit
Insurance
Corporation

Distribusi Simpanan Bank Umum

Periode Oktober 2017



Transform to Excellence



KATA PENGANTAR

Distribusi Simpanan Bank Umum merupakan media informasi yang menyajikan data mengenai simpanan Bank Umum yang diterbitkan setiap bulan oleh Lembaga Penjamin Simpanan untuk memberikan informasi perkembangan simpanan perbankan khususnya Bank Umum.

Sehubungan dengan kebutuhan penyajian informasi data simpanan yang lebih mudah dipahami (*user friendly*), pada bulan Oktober 2017 LPS menyajikan Distribusi Simpanan Bank Umum dengan menggunakan format baru tanpa mengurangi esensi pada format sebelumnya. Statistik Simpanan Bank Umum dengan format sebelumnya tetap disajikan secara paralel. Hal ini dilakukan dalam rangka transisi penyajian format baru.

Selanjutnya dalam rangka mempertimbangkan kebutuhan pembaca pada penggunaan Distribusi Simpanan Bank Umum, kami menerima masukan (saran dan kritik) terhadap format baru Distribusi Simpanan Bank Umum yang dapat disampaikan melalui *email* Group Penanganan Premi Penjaminan LPS yaitu penjaminan@lps.go.id.

DAFTAR ISI

Keterangan	4
1. Total Simpanan dan Jumlah Rekening	5
1.1. Total Simpanan dan Jumlah Rekening Pada Bank Umum	5
1.2. Pertumbuhan Total Simpanan dan Jumlah Rekening (MoM)	5
1.3. Pertumbuhan Simpanan dan Jumlah Rekening (YoY)	6
2. Distribusi Total Simpanan Dan Jumlah Rekening	7
2.1. Total Simpanan dan Jumlah Rekening Berdasarkan Jenis Simpanan	7
2.1.1. Distribusi Total Simpanan dan Jumlah Rekening Berdasarkan Jenis Simpanan	7
2.2. Total Simpanan dan Jumlah Rekening Berdasarkan Kepemilikan Simpanan	8
2.3. Total Simpanan dan Jumlah Rekening Berdasarkan Jenis Usaha	8
2.4. Total Simpanan dan Jumlah Rekening Berdasarkan Tiering Nominal dan Simpanan Yang Dijamin	9
2.4.1. Distribusi Jumlah Rekening Berdasarkan Rekening yang Dijamin	10
2.4.2. Distribusi Total Simpanan Berdasarkan Simpanan yang Dijamin	10
2.5. Total Simpanan dan Jumlah Rekening Berdasarkan Kepemilikan Bank	11
2.6. Total Simpanan dan Jumlah Rekening Berdasarkan Valuta	11
Lampiran	12
1. Lampiran 1: Pertumbuhan Simpanan dan Jumlah Rekening Selama 5 Tahun (YoY)	12
2. Lampiran 2: Total Simpanan dan Jumlah Rekening Berdasarkan Kepemilikan Simpanan, Jenis Simpanan dan Valuta	13
3. Lampiran 3: Total Simpanan dan Jumlah Rekening Berdasarkan Kepemilikan Simpanan, Tiering Nominal dan Valuta	14
4. Lampiran 4: Total Simpanan dan Jumlah Rekening Berdasarkan Kepemilikan Simpanan, Besaran Nilai Simpanan dan Valuta	15
5. Lampiran 5: Total Simpanan dan Jumlah Rekening Yang Dijamin Berdasarkan Kepemilikan Simpanan, Simpanan yang Dijamin dan Valuta	15

DAFTAR TABEL

Tabel 1	Total Simpanan dan Jumlah Rekening Pada Bank Umum	5
Tabel 2	Total Simpanan dan Jumlah Rekening Berdasarkan Jenis Simpanan	7
Tabel 3	Total Simpanan dan Jumlah Rekening Berdasarkan Kepemilikan Simpanan	8
Tabel 4	Total Simpanan dan Jumlah Rekening Berdasarkan Jenis Usaha	8
Tabel 5	Total Simpanan dan Jumlah Rekening Berdasarkan Tiering Nominal dan Simpanan Yang Dijamin	9
Tabel 6	Distribusi Jumlah Rekening Berdasarkan Rekening yang Dijamin	10
Tabel 7	Distribusi Total Simpanan Berdasarkan Simpanan yang Dijamin	10
Tabel 8	Total Simpanan dan Jumlah Rekening Berdasarkan Kepemilikan Bank	11
Tabel 9	Total Simpanan dan Jumlah Rekening Berdasarkan Valuta	11

DAFTAR GAMBAR

Gambar 1a	Pertumbuhan Total Simpanan dan Jumlah Rekening (MoM)	5
Gambar 1b	Pertumbuhan Simpanan dan Jumlah Rekening (YoY)	6
Gambar 2a	Distribusi Total Simpanan Berdasarkan Jenis Simpanan	7
Gambar 2b	Distribusi Jumlah Rekening Berdasarkan Jenis Simpanan	7
Gambar 2c	Distribusi Jumlah Rekening Berdasarkan Rekening yang Dijamin	10
Gambar 2d	Distribusi Total Simpanan Berdasarkan Simpanan yang Dijamin	10

KETERANGAN

Sumber Data

Laporan Posisi Simpanan yang disampaikan oleh 115 bank umum kepada Lembaga Penjamin Simpanan yang terdiri dari 102 Bank Umum Konvensional dan 13 Bank Umum Syariah.

Definisi

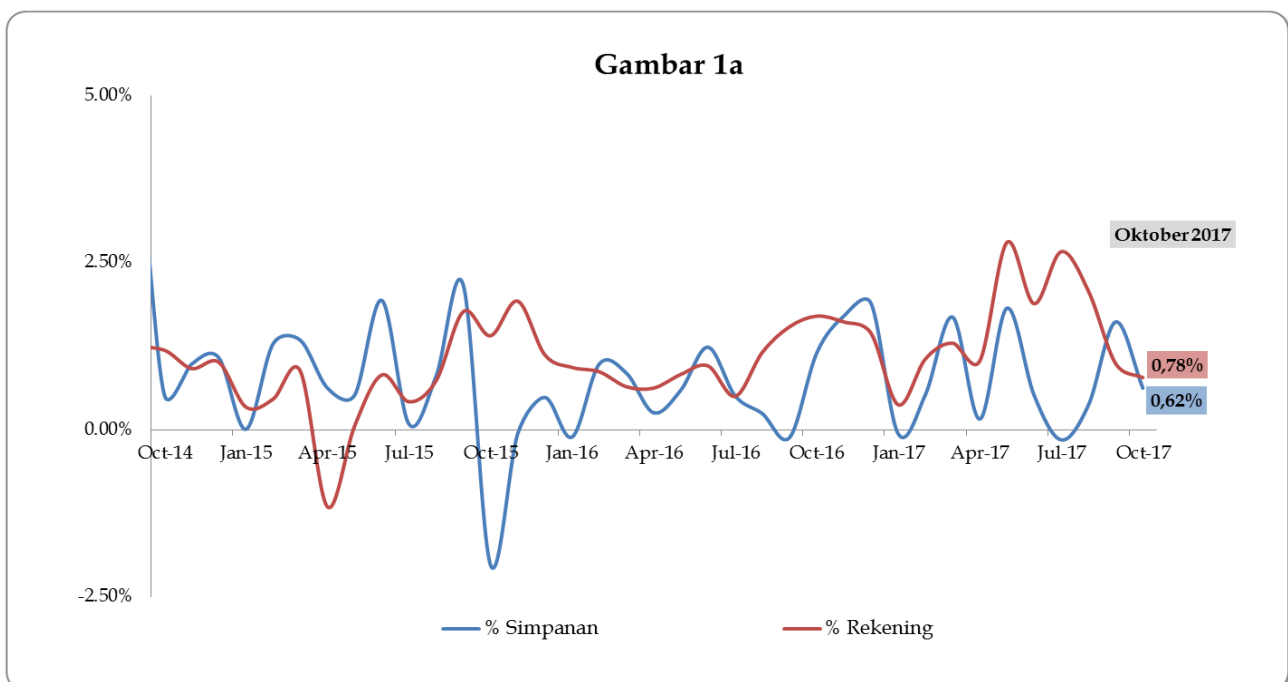
1. Simpanan meliputi dana pihak ketiga dan simpanan dari bank lain.
2. Simpanan Yang Dijamin meliputi:
 - a. seluruh simpanan dengan nominal sampai dengan Rp2 miliar;
 - b. porsi simpanan yang dijamin (Rp2 miliar) dari seluruh simpanan dengan nominal di atas Rp2 miliar.
3. Besaran Nilai Simpanan Yang Dijamin adalah Rp2 miliar per nasabah per bank sebagaimana diatur dalam Peraturan Pemerintah No. 66 Tahun 2008.

1. Total Simpanan dan Jumlah Rekening

1.1. Tabel Total Simpanan dan Jumlah Rekening Pada Bank Umum

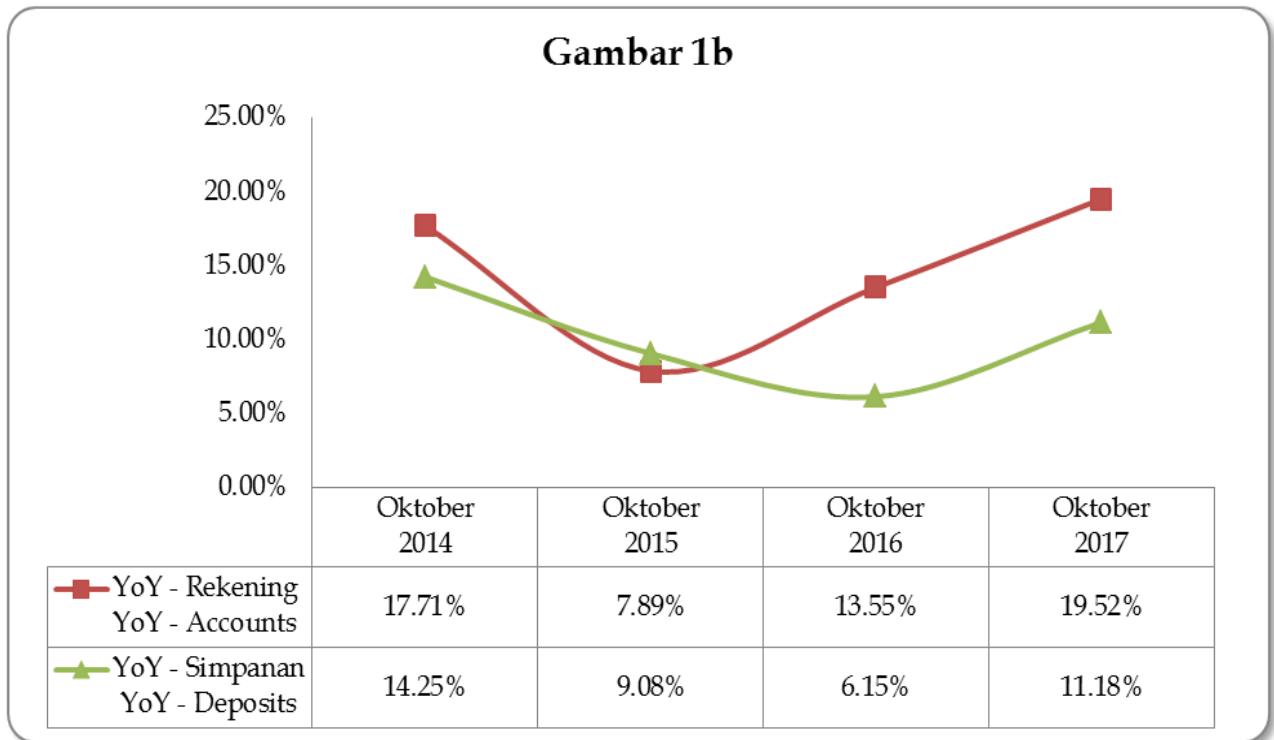
Tabel 1								
Total Simpanan dan Jumlah Rekening (Total Deposits and Number of Accounts) (Rp Miliar/Billion IDR)								
Bulan (Month)	2014		2015		2016		2017	
	Rekening (Account)	Nominal (Nominal)	Rekening (Account)	Nominal (Nominal)	Rekening (Account)	Nominal (Nominal)	Rekening (Account)	Nominal (Nominal)
Januari	149,530,751	3,637,382	161,428,538	4,168,841	177,136,748	4,468,853	200,044,129	4,897,158
Februari	150,736,550	3,651,574	162,168,106	4,222,482	178,672,163	4,512,751	202,160,883	4,922,814
Maret	148,368,994	3,671,553	163,591,483	4,279,063	179,821,572	4,550,903	204,779,770	5,005,733
April	150,569,713	3,749,915	161,703,787	4,305,689	180,940,098	4,562,444	206,885,423	5,013,688
Mei	151,524,434	3,822,525	161,794,457	4,327,966	182,436,133	4,589,454	212,680,776	5,104,823
Juni	152,378,966	3,889,318	163,120,385	4,411,687	184,178,757	4,646,114	216,688,379	5,131,044
Juli	152,859,205	3,828,767	163,802,232	4,415,321	185,098,125	4,669,594	222,462,654	5,123,267
Agustus	154,140,288	3,910,281	165,008,226	4,450,891	187,238,755	4,680,848	227,069,520	5,142,246
September	155,974,513	4,062,918	167,924,825	4,546,948	190,121,455	4,675,317	229,315,700	5,225,164
Oktober	157,829,886	4,084,023	170,285,831	4,454,886	193,352,001	4,728,887	231,101,840	5,257,690
Nopember	159,273,484	4,124,111	173,560,667	4,452,219	196,468,148	4,809,306		
Desember	160,881,757	4,168,558	175,501,915	4,473,772	199,301,222	4,900,193		

1.2. Pertumbuhan Total Simpanan dan Jumlah Rekening (MoM)



Gambar 1a Pertumbuhan Total Simpanan dan Jumlah Rekening (MoM)

1.3. Pertumbuhan Total Simpanan dan Jumlah Rekening (YoY)



Gambar 1b Pertumbuhan Total Simpanan dan Jumlah Rekening (YoY)

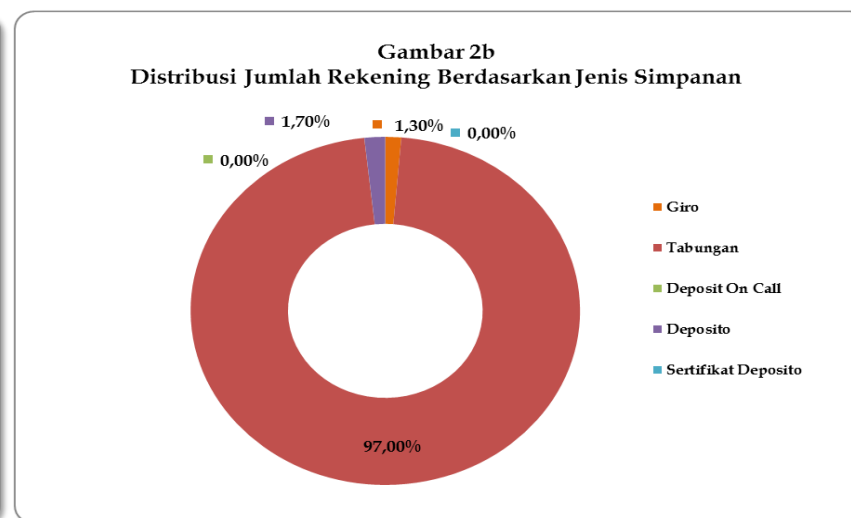
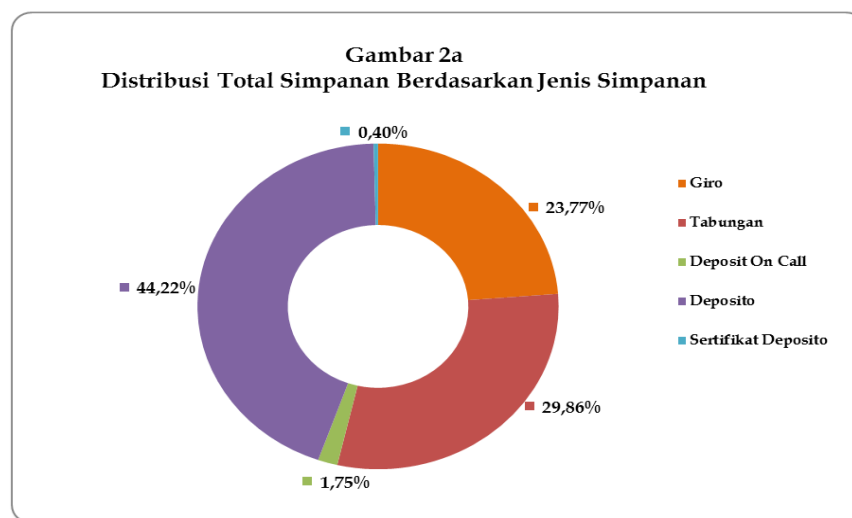
2. Distribusi Total Simpanan Dan Jumlah Rekening

2.1. Total Simpanan dan Jumlah Rekening Berdasarkan Jenis Simpanan

Tabel 2 Total Simpanan Berdasarkan Jenis Simpanan (Total Deposits by Type of Deposits) (Rp Miliar/Billion IDR)												
Jenis Simpanan (Type of Deposits)	September 2017				Oktober 2017				Δ MoM			
	Rekening (Account)	%	Nominal (Nominal)	%	Rekening (Account)	%	Nominal (Nominal)	%	Δ Rekening (Δ Account)	%	Δ Nominal (Δ Nominal)	%
Giro (Demand Deposits)	3,020,812	1.32%	1,223,099	23.40%	3,033,784	1.30%	1,249,916	23.77%	12,972	0.43%	26,818	2.19%
Tabungan (Saving Account)	222,317,470	96.95%	1,577,615	30.20%	224,080,626	97.00%	1,569,953	29.86%	1,763,156	0.79%	(7,662)	-0.49%
Deposit on Call	4,994	0.00%	87,755	1.70%	5,686	0.00%	92,111	1.75%	692	13.86%	4,355	4.96%
Deposito (Time Deposits)	3,972,130	1.73%	2,319,972	44.40%	3,981,372	1.70%	2,324,798	44.22%	9,242	0.23%	4,827	0.21%
Sertifikat Deposito (Certificate of Time Deposits)	294	0.00%	16,723	0.30%	372	0.00%	20,912	0.40%	78	26.53%	4,189	25.05%
Total	229,315,700	100.00%	5,225,164	100.00%	231,101,840	100.00%	5,257,690	100.00%	1,786,140	0.78%	32,526	0.62%

Keterangan: Persentase simpanan pada masing-masing jenis simpanan merupakan persentase terhadap total simpanan

2.1.1. Distribusi Total Simpanan dan Jumlah Rekening Berdasarkan Jenis Simpanan Periode Oktober 2017



2.2. Total Simpanan dan Jumlah Rekening Berdasarkan Kepemilikan Simpanan

Tabel 3												
Total Simpanan Berdasarkan Kepemilikan Simpanan (Total Deposits by Ownership of Deposits) (Rp Miliar/Billion IDR)												
Kepemilikan Simpanan (Ownership of Deposits)	September 2017				Oktober 2017				Δ MoM			
	Rekening (Account)	%	Nominal (Nominal)	%	Rekening (Account)	%	Nominal (Nominal)	%	Δ Rekening (Δ Account)	%	Δ Nominal (Δ Nominal)	%
Dana Pihak Ketiga (Third Party-Fund)	229,289,260	99.99%	5,123,793	98.06%	231,075,202	99.99%	5,149,366	97.94%	1,785,942	0.78%	25,574	0.50%
Simpanan Dari Bank Lain (Funds From Other Bank)	26,440	0.01%	101,371	1.94%	26,638	0.01%	108,324	2.06%	198	0.75%	6,953	6.86%
Total	229,315,700	100.00%	5,225,164	100.00%	231,101,840	100.00%	5,257,690	100.00%	1,786,140	0.78%	32,526	0.62%

Keterangan: Persentase simpanan pada masing-masing jenis simpanan merupakan persentase terhadap total simpanan

2.3. Total Simpanan dan Jumlah Rekening Berdasarkan Jenis Usaha

Tabel 4												
Total Simpanan Berdasarkan Jenis Usaha Bank (Total Deposits by Type of Business Banks) (Rp Miliar/Billion IDR)												
Jenis Usaha (Type of Business Banks)	September 2017				Oktober 2017				Δ MoM			
	Rekening (Account)	%	Nominal (Nominal)	%	Rekening (Account)	%	Nominal (Nominal)	%	Δ Rekening (Δ Account)	%	Δ Nominal (Δ Nominal)	%
Konvensional (Conventional)	208,668,648	91.00%	4,989,930	95.50%	210,200,744	90.96%	5,024,277	95.56%	1,532,096	0.73%	34,347	0.69%
Syariah (Sharia)	20,647,052	9.00%	235,234	4.50%	20,901,096	9.04%	233,413	4.44%	254,044	1.23%	(1,821)	-0.77%
Total	229,315,700	100.00%	5,225,164	100.00%	231,101,840	100.00%	5,257,690	100.00%	1,786,140	0.78%	32,526	0.62%

Keterangan: Persentase simpanan pada masing-masing jenis simpanan merupakan persentase terhadap total simpanan

2.4. Total Simpanan dan Jumlah Rekening Berdasarkan Tiering Nominal dan Simpanan Yang Dijamin

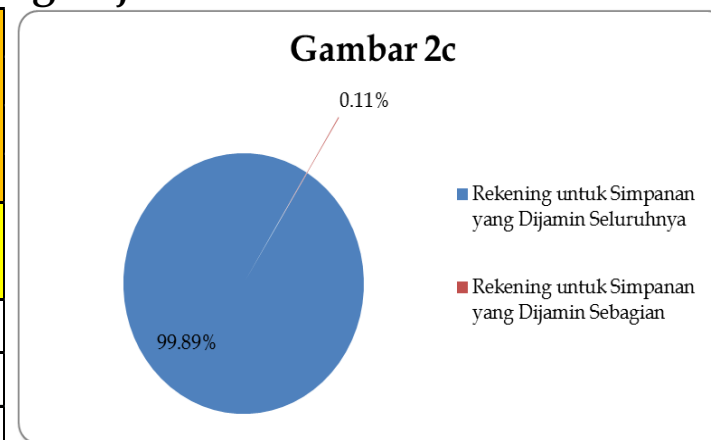
Tabel 5
Total Simpanan Berdasarkan Tiering Nominal
(Total Deposits by Tiering of Nominal)
(Rp Miliar/Billion IDR)

Tiering Nominal (Tiering of Nominal)	September 2017				Oktober 2017				Δ MoM			
	Rekening (Account)	%	Nominal (Nominal)	%	Rekening (Account)	%	Nominal (Nominal)	%	Δ Rekening (Δ Account)	%	Δ Nominal (Δ Nominal)	%
N ≤ 100 Jt	224,854,386	98.05%	723,337	13.84%	226,616,282	98.06%	722,516	13.74%	1,761,896	0.78%	(821)	-0.11%
100 Jt < N ≤ 200 Jt	2,032,263	0.89%	285,494	5.46%	2,043,556	0.88%	287,069	5.46%	11,293	0.56%	1,575	0.55%
200 Jt < N ≤ 500 Jt	1,372,626	0.60%	443,432	8.49%	1,383,000	0.60%	446,787	8.50%	10,374	0.76%	3,355	0.76%
500 Jt < N ≤ 1 M	549,050	0.24%	402,202	7.70%	552,107	0.24%	404,558	7.69%	3,057	0.56%	2,356	0.59%
1 M < N ≤ 2 M	258,050	0.11%	368,252	7.05%	257,899	0.11%	368,522	7.01%	(151)	-0.06%	271	0.07%
2 M < N ≤ 5 M	159,019	0.07%	497,429	9.52%	158,486	0.07%	496,819	9.45%	(533)	-0.34%	(610)	-0.12%
N > 5 M	90,306	0.04%	2,505,018	47.94%	90,510	0.04%	2,531,419	48.15%	204	0.23%	26,401	1.05%
Total	229,315,700	100.00%	5,225,164	100.00%	231,101,840	100.00%	5,257,690	100.00%	1,786,140	0.78%	32,526	0.62%

Keterangan: Persentase simpanan pada masing-masing jenis simpanan merupakan persentase terhadap total simpanan

2.4.1. Distribusi Jumlah Rekening Berdasarkan Rekening yang Dijamin

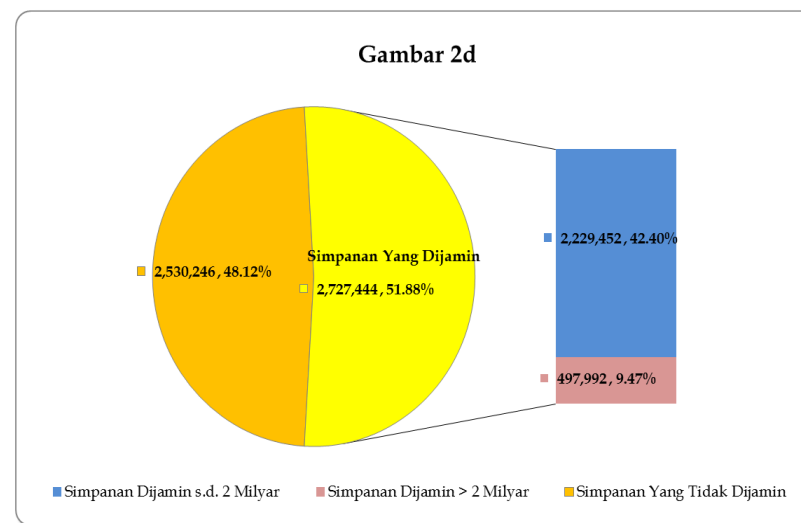
Tabel 6 Distribusi Rekening berdasarkan Rekening Yang Dijamin (Distribution of Accounts by Insured Accounts) Oktober 2017			
Keterangan	Nominal Simpanan	Jumlah Rekening	%
Rekening untuk Simpanan yang Dijamin Seluruhnya	≤ 2 Miliar	230,852,844	99.89%
Rekening untuk Simpanan yang Dijamin Sebagian	> 2 Milyar	248,996	0.11%
Total Rekening		231,101,840	100.00%



Gambar 2c Distribusi Jumlah Rekening Berdasarkan Rekening Yang Dijamin Oktober 2017

2.4.2. Distribusi Total Simpanan Berdasarkan Simpanan yang Dijamin

Tabel 7 Distribusi Simpanan Berdasarkan Simpanan Yang Dijamin (Distribution of Deposits by Insured Deposits) (Rp Miliar/Billion IDR) Oktober 2017		
Keterangan	Nominal Simpanan	Total Nominal
Simpanan Dijamin	≤ 2 Miliar	2,229,452
	> 2 Milyar	497,992
Subtotal Simpanan Dijamin		2,727,444
Simpanan Tidak Dijamin	> 2 Milyar	2,530,246
Subtotal Simpanan Tidak Dijamin		2,530,246
Total		5,257,690



Gambar 2d Distribusi Total Simpanan Berdasarkan Simpanan Yang Dijamin Oktober 2017 (Rp Miliar)

2.5. Total Simpanan dan Jumlah Rekening Berdasarkan Kepemilikan Bank

Tabel 8 Total Simpanan Berdasarkan Kepemilikan Bank (Total Deposits by Group of Banks) (Rp Miliar/Billion IDR)																
Kepemilikan Bank (Group of Banks)	September 2017					Oktober 2017					Δ MoM					
	Jumlah Bank (Number of Banks)	Rekening (Account)	%	Nominal (Nominal)	%	Jumlah Bank (Number of Banks)	Rekening (Account)	%	Nominal (Nominal)	%	Δ Jumlah Bank (Δ Number of Banks)	%	Δ Rekening (Δ Account)	%	Δ Nominal (Δ Nominal)	%
Pemerintah (State Banks)	4	140,349,212	61.20%	2,062,293	39.47%	4	141,095,710	61.05%	2,053,383	39.05%	0	0.00%	746,498	0.53%	(8,910)	-0.43%
BPD (Regional Government Banks)	26	29,565,484	12.89%	517,053	9.90%	26	29,860,184	12.92%	534,100	10.16%	0	0.00%	294,700	1.00%	17,047	3.30%
Swasta Nasional (Private National Banks)	63	58,538,804	25.53%	2,287,938	43.79%	63	59,273,157	25.65%	2,305,610	43.85%	0	0.00%	734,353	1.25%	17,672	0.77%
Campuran (Joint Banks)	13	613,762	0.27%	185,129	3.54%	13	624,283	0.27%	190,285	3.62%	0	0.00%	10,521	1.71%	5,156	2.78%
Asing (Foreign Banks)	9	248,438	0.11%	172,751	3.30%	9	248,506	0.11%	174,312	3.32%	0	0.00%	68	0.03%	1,561	0.90%
Total	115	229,315,700	100.00%	5,225,164	100.00%	115	231,101,840	100.00%	5,257,690	100.00%	0	0.00%	1,786,140	0.78%	32,526	0.62%

Keterangan: Persentase simpanan pada masing-masing jenis simpanan merupakan persentase terhadap total simpanan

2.6. Total Simpanan dan Jumlah Rekening Berdasarkan Valuta

Tabel 9 Total Simpanan Berdasarkan Valuta (Total Deposits by Currency) (Rp Miliar/Billion IDR)												
Jenis Simpanan (Type of Deposits)	September 2017				Oktober 2017				Δ MoM			
	Rekening (Account)	%	Nominal (Nominal)	%	Rekening (Account)	%	Nominal (Nominal)	%	Δ Rekening (Δ Account)	%	Δ Nominal (Δ Nominal)	%
Rupiah (IDR)	228,306,500	99.56%	4,486,512	85.86%	230,086,324	99.56%	4,520,452	85.98%	1,779,824	0.78%	33,940	0.76%
Valas (Currency)	1,009,200	0.44%	738,652	14.14%	1,015,516	0.44%	737,238	14.02%	6,316	0.63%	(1,414)	-0.19%
Total	229,315,700	100.00%	5,225,164	100.00%	231,101,840	100.00%	5,257,690	100.00%	1,786,140	0.78%	32,526	0.62%

Keterangan: Persentase simpanan pada masing-masing jenis simpanan merupakan persentase terhadap total simpanan

Lampiran

Lampiran 1

Pertumbuhan Simpanan dan Jumlah Rekening Selama 5 Tahun (YoY)

Tabel 1.1 Pertumbuhan Total Simpanan dan Jumlah Rekening (Growth of Total Deposits and The Number of Accounts) Year on Year (YoY)						
Tahun	Rekening	Nominal (Rp Miliar)	Rekening		Nominal	
			Δ	%Δ	Δ (Rp Miliar)	%Δ
2012*	119,917,930	3,277,154	18,414,366	18.14%	446,832	15.79%
2013*	147,626,510	3,706,609	27,708,580	23.11%	429,455	13.10%
2014*	160,881,757	4,168,558	13,255,247	8.98%	461,949	12.46%
2015*	175,501,915	4,473,772	14,620,158	9.09%	305,214	7.32%
2016*	199,301,222	4,900,193	23,799,307	13.56%	426,421	9.53%
2017**	231,101,840	5,257,690	31,800,618	15.96%	357,497	7.30%

*) Data *Year on Year* (YoY) per 31 Desember

***) Data *Year to Date* (Ytd) sampai dengan Oktober 2017

Lampiran 2

Total Simpanan dan Jumlah Rekening Berdasarkan Kepemilikan Simpanan, Jenis Simpanan dan Valuta

Total Simpanan Berdasarkan Kepemilikan Simpanan, Jenis Simpanan dan Valuta (Total Deposits by Ownership of Deposits, Type of Deposits and Currency) (Rp Miliar/Billion IDR)												
Jenis Simpanan (Type of Deposits)	Dana Pihak Ketiga				Simpanan Dari Bank Lain				Total			
	Rekening (Account)	%	Nominal (Nominal)	%	Rekening (Account)	%	Nominal (Nominal)	%	Rekening (Account)	%	Nominal (Nominal)	%
Giro (Demand Deposit)	3,023,032	1.31%	1,211,353	23.52%	10,752	40.36%	38,563	35.60%	3,033,784	1.31%	1,249,915	23.80%
Rupiah (IDR)	2,839,831	93.94%	921,482	76.07%	10,306	95.85%	29,483	76.45%	2,850,137	93.95%	950,965	76.08%
Valas (Currency)	183,201	6.06%	289,871	23.93%	446	4.15%	9,080	23.55%	183,647	6.05%	298,950	23.92%
Tabungan (Saving Account)	224,074,143	96.97%	1,564,902	30.39%	6,483	24.34%	5,051	4.67%	224,080,626	96.96%	1,569,953	29.86%
Rupiah (IDR)	223,380,096	99.69%	1,436,952	91.82%	6,470	99.80%	5,026	99.50%	223,386,566	99.69%	1,441,978	91.85%
Valas (Currency)	694,047	0.31%	127,950	8.18%	13	0.20%	25	0.50%	694,060	0.31%	127,975	8.15%
Deposit on Call	5,406	0.00%	61,873	1.20%	280	1.05%	30,238	27.91%	5,686	0.00%	92,111	1.80%
Rupiah (IDR)	5,230	96.74%	54,043	87.35%	279	99.64%	30,102	99.55%	5,509	96.89%	84,145	91.35%
Valas (Currency)	176	3.26%	7,830	12.65%	1	0.36%	136	0.45%	177	3.11%	7,965	8.65%
Deposito (Time Deposits)	3,972,532	1.72%	2,307,647	44.81%	8,840	33.19%	17,151	15.83%	3,981,372	1.72%	2,324,797	44.20%
Rupiah (IDR)	3,834,910	96.54%	2,005,413	86.90%	8,830	99.89%	17,039	99.35%	3,843,740	96.54%	2,022,452	86.99%
Valas (Currency)	137,622	3.46%	302,234	13.10%	10	0.11%	112	0.65%	137,632	3.46%	302,346	13.01%
Sertifikat Deposito (Certificate of Time Deposits)	89	0.00%	3,591	0.07%	283	1.06%	17,321	15.99%	372	0.00%	20,912	0.34%
Rupiah (IDR)	89	100.00%	3,591	100.00%	283	100.00%	17,321	100.00%	372	100.00%	20,912	100.00%
Valas (Currency)	0	0.00%	0	0.00%	0	0.00%	0	0.00%	0	0.00%	0	0.00%
Total	231,075,202	100.00%	5,149,366	100.00%	26,638	100.00%	108,324	100.00%	231,101,840	100.00%	5,257,690	100.00%
Rupiah (IDR)	230,060,156	99.56%	4,421,481	85.86%	26,168	98.24%	98,971	91.37%	230,086,324	99.56%	4,520,452	85.98%
Valas (Currency)	1,015,046	0.44%	727,885	14.14%	470	1.76%	9,353	8.63%	1,015,516	0.44%	737,238	14.02%

Lampiran 3

Total Simpanan dan Jumlah Rekening Berdasarkan Kepemilikan Simpanan, Tiering Nominal dan Valuta

Total Simpanan Berdasarkan Kepemilikan Simpanan, Tiering Nominal dan Valuta (Total Deposits by Ownership of Deposits, Nominal Tiering and Currency) (Rp Miliar/Billion IDR)												
Nominal Simpanan (Nominal of Deposits)	Dana Pihak Ketiga				Simpanan Dari Bank Lain				Total			
	Rekening (Account)	%	Nominal (Nominal)	%	Rekening (Account)	%	Nominal (Nominal)	%	Rekening (Account)	%	Nominal (Nominal)	%
N ≤ 100 Jt	226,605,780	98.07%	722,246	14.03%	10,502	39.42%	269	0.20%	226,616,282	98.06%	722,516	13.74%
Rupiah (IDR)	225,873,432	99.68%	709,147	98.19%	10,360	98.65%	267	99.11%	225,883,792	99.68%	709,415	98.19%
Valas (Currency)	732,348	0.32%	13,099	1.81%	142	1.35%	2	0.89%	732,490	0.32%	13,101	1.81%
100 Jt < N ≤ 200 Jt	2,040,921	0.88%	286,681	5.57%	2,635	9.89%	388	0.40%	2,043,556	0.88%	287,069	5.46%
Rupiah (IDR)	1,944,320	95.27%	273,106	95.26%	2,600	98.67%	383	98.70%	1,946,920	95.27%	273,489	95.27%
Valas (Currency)	96,601	4.73%	13,575	4.74%	35	1.33%	5	1.30%	96,636	4.73%	13,580	4.73%
200 Jt < N ≤ 500 Jt	1,378,581	0.60%	445,162	8.64%	4,419	16.59%	1,625	1.50%	1,383,000	0.60%	446,787	8.50%
Rupiah (IDR)	1,289,981	93.57%	417,332	93.75%	4,388	99.30%	1,615	99.42%	1,294,369	93.59%	418,947	93.77%
Valas (Currency)	88,600	6.43%	27,830	6.25%	31	0.70%	10	0.64%	88,631	6.41%	27,840	6.23%
500 Jt < N ≤ 1 M	548,626	0.24%	401,686	7.80%	3,481	13.07%	2,873	2.70%	552,107	0.24%	404,558	7.69%
Rupiah (IDR)	506,114	92.25%	372,052	92.62%	3,445	98.97%	2,847	99.12%	509,559	92.29%	374,900	92.67%
Valas (Currency)	42,512	7.75%	29,634	7.38%	36	1.03%	26	0.91%	42,548	7.71%	29,661	7.33%
1 M < N ≤ 2 M	255,731	0.11%	365,215	7.09%	2,168	8.14%	3,307	3.05%	257,899	0.11%	368,522	7.01%
Rupiah (IDR)	231,022	90.34%	331,082	90.65%	2,134	98.43%	3,262	98.63%	233,156	90.41%	334,344	90.73%
Valas (Currency)	24,709	9.66%	34,133	9.35%	34	1.57%	45	1.37%	24,743	9.59%	34,178	9.27%
2 M < N ≤ 5 M	156,757	0.07%	491,080	9.54%	1,729	6.50%	5,740	5.26%	158,486	0.07%	496,819	9.45%
Rupiah (IDR)	141,277	90.12%	443,625	90.34%	1,682	97.28%	5,581	97.24%	142,959	90.20%	449,206	90.42%
Valas (Currency)	15,480	9.88%	47,455	9.66%	47	2.72%	159	2.78%	15,527	9.80%	47,614	9.58%
N > 5 M	88,806	0.04%	2,437,296	47.33%	1,704	6.40%	94,122	86.89%	90,510	0.04%	2,531,418	48.15%
Rupiah (IDR)	74,010	83.34%	1,875,137	76.94%	1,559	91.49%	85,016	90.33%	75,569	83.49%	1,960,154	77.43%
Valas (Currency)	14,796	16.66%	562,159	23.06%	145	8.51%	9,106	9.67%	14,941	16.51%	571,266	22.57%
Total	231,075,202	100.00%	5,149,366	100.00%	26,638	100.00%	108,324	100.00%	231,101,840	100.00%	5,257,690	100.00%
Rupiah (IDR)	230,060,156	99.56%	4,421,481	85.86%	26,168	98.24%	98,971	91.37%	230,086,324	99.56%	4,520,452	85.98%
Valas (Currency)	1,015,046	0.44%	727,885	14.14%	470	1.76%	9,353	8.63%	1,015,516	0.44%	737,238	14.02%

Lampiran 4

Total Simpanan dan Jumlah Rekening Berdasarkan Kepemilikan Simpanan, Besaran Nilai Simpanan dan Valuta

Total Simpanan Berdasarkan Besaran Nilai Simpanan dan Valuta (Total Deposits by Nominal of Deposits and Currency) (Rp Miliar/Billion IDR)												
Nominal Simpanan (Nominal of Deposits)	Dana Pihak Ketiga				Simpanan Dari Bank Lain				Total			
	Rekening (Account)	%	Nominal (Nominal)	%	Rekening (Account)	%	Nominal (Nominal)	%	Rekening (Account)	%	Nominal (Nominal)	%
N ≤ 2 M	230,829,639	99.89%	2,220,991	43.13%	23,205	87.11%	8,461	7.81%	230,852,844	99.89%	2,229,452	42.40%
Rupiah (IDR)	229,844,869	99.57%	2,102,720	94.67%	22,927	98.80%	8,374	98.97%	229,867,796	99.57%	2,111,094	94.69%
Valas (Currency)	984,770	0.43%	118,271	5.33%	278	1.20%	87	1.03%	985,048	0.43%	118,358	5.31%
N > 2 M	245,563	0.11%	2,928,375	56.87%	3,433	12.89%	99,863	92.19%	248,996	0.11%	3,028,238	57.60%
Rupiah (IDR)	215,287	87.67%	2,318,761	79.18%	3,241	94.41%	90,597	90.72%	218,528	87.76%	2,409,358	79.56%
Valas (Currency)	30,276	12.33%	609,614	20.82%	192	5.59%	9,266	9.28%	30,468	12.24%	618,880	20.44%
Total	231,075,202	100.00%	5,149,366	100.00%	26,638	100.00%	108,324	100.00%	231,101,840	100.00%	5,257,690	100.00%
Rupiah (IDR)	230,060,156	99.56%	4,421,481	85.86%	26,168	98.24%	98,971	91.37%	230,086,324	99.56%	4,520,452	85.98%
Valas (Currency)	1,015,046	0.44%	727,885	14.14%	470	1.76%	9,353	8.63%	1,015,516	0.44%	737,238	14.02%

Lampiran 5

Total Simpanan dan Jumlah Rekening Yang Dijamin Berdasarkan Kepemilikan Simpanan, Simpanan yang Dijamin dan Valuta

Total Simpanan Berdasarkan Simpanan Yang Dijamin dan Valuta (Total Deposits by Insured Deposits and Currency) (Rp Miliar/Billion IDR)												
Nominal Simpanan (Nominal of Deposits)	Dana Pihak Ketiga				Simpanan Dari Bank Lain				Total			
	Rekening (Account)	%	Nominal (Nominal)	%	Rekening (Account)	%	Nominal (Nominal)	%	Rekening (Account)	%	Nominal (Nominal)	%
N ≤ 2 M (Dijamin Seluruhnya)	230,829,639	99.89%	2,220,991	81.89%	23,205	87.11%	8,461	55.20%	230,852,844	99.89%	2,229,452	81.74%
Rupiah (IDR)	229,844,869	99.57%	2,102,720	94.67%	22,927	98.80%	8,374	98.97%	229,867,796	99.57%	2,111,094	94.69%
Valas (Currency)	984,770	0.43%	118,271	5.33%	278	1.20%	87	1.03%	985,048	0.43%	118,358	5.31%
N > 2 M (Dijamin Sebagian)	245,563	0.11%	491,126	18.11%	3,433	12.89%	6,866	44.80%	248,996	0.11%	497,992	18.26%
Rupiah (IDR)	215,287	87.67%	430,574	87.67%	3,241	94.41%	6,482	94.41%	218,528	87.76%	437,056	87.76%
Valas (Currency)	30,276	12.33%	60,552	12.33%	192	5.59%	384	5.59%	30,468	12.24%	60,936	12.24%
Total	231,075,202	100.00%	2,712,117	100.00%	26,638	100.00%	15,327	100.00%	231,101,840	100.00%	2,727,444	100.00%
Rupiah (IDR)	230,060,156	99.56%	2,533,294	93.41%	26,168	98.24%	14,856	96.93%	230,086,324	99.56%	2,548,150	93.43%
Valas (Currency)	1,015,046	0.44%	178,823	6.59%	470	1.76%	471	3.07%	1,015,516	0.44%	179,294	6.57%

HALAMAN INI SENGAJA DI KOSONGKAN
THIS PAGE IS INTENTIONALLY LEFT BLANK

Format Lama

**Distribusi Simpanan
Bank Umum**

Oktober 2017

DAFTAR ISI

Keterangan	3
1. Pertumbuhan Total Simpanan dan Jumlah Rekening pada Bank Umum	4
Total Simpanan dan Jumlah Rekening	4
Pertumbuhan Total Simpanan dan Jumlah Rekening	4
Tabel Pertumbuhan Simpanan dan Jumlah Rekening Year on Year	5
2. Distribusi Total Simpanan dan Jumlah Rekening Berdasarkan Jenis Simpanan	6
2.1. Total Simpanan dan Jumlah Rekening Berdasarkan Jenis Simpanan dan Valuta	6
2.2. Distribusi Total Simpanan dan Jumlah Rekening Berdasarkan Jenis Simpanan	7
Distribusi Total Simpanan Berdasarkan Jenis Simpanan	7
Distribusi Jumlah Rekening Berdasarkan jenis Simpanan	7
2.3. Dana Pihak ketiga Berdasarkan Jumlah Simpanan dan Valuta	8
2.4. Distribusi Nominal dan Rekening Dana Pihak Ketiga Berdasarkan Jenis Simpanan	9
2.5. Simpanan Dari Bank Lain Berdasarkan Jenis Simpanan dan Valuta	10
2.6. Distribusi Nominal dan Rekening Simpanan dari Bank Lain Berdasarkan Jenis Simpanan	11
3. Distribusi Simpanan Berdasarkan Segmen Nominal Simpanan	12
3.1. Total Simpanan Berdasarkan Segmen Nominal dan Valuta	12
3.2. Dana Pihak Ketiga Berdasarkan Segmen Nominal dan Valuta	13
3.3. Simpanan dari Bank Lain berdasarkan Segmen Nominal dan Valuta	14
4. Distribusi Simpanan Berdasarkan Besaran Nilai Simpanan dan Valuta	15
4.1. Total Simpanan berdasarkan Besaran Nilai Simpanan dan Valuta	15
4.2. Dana Pihak Ketiga berdasarkan Besaran Nilai Simpanan dan Valuta	16
4.3. Simpanan dari Bank Lain berdasarkan Besaran Nilai Simpanan dan Valuta	17
5. Distribusi Dana Pihak Ketiga dan Simpanan dari Bank Lain Yang Dijamin	18
5.1. Total Simpanan dan Distribusi Total Simpanan yang Dijamin dan Valuta	18
Distribusi Total Simpanan Berdasarkan Simpanan yang Dijamin	18
5.2. Dana Pihak Ketiga Berdasarkan Simpanan yang Dijamin dan Valuta	19
Distribusi Dana Pihak Ketiga Berdasarkan Simpanan yang Dijamin dan Valuta	19
5.3. Simpanan Dari Bank Lain Berdasarkan Simpanan yang Dijamin dan Valuta	20
Distribusi DPK berdasarkan Simpanan yang Dijamin dan Valuta	20

DAFTAR TABEL

Tabel 1	Total Simpanan dan Jumlah Rekening	4
Tabel 1.1	Tabel Pertumbuhan Simpanan dan Jumlah Rekening Year on Year	5
Tabel 2	Total Simpanan dan Jumlah Rekening Berdasarkan Jenis Simpanan dan Valuta	6
Tabel 3	Dana Pihak ketiga Berdasarkan Jumlah Simpanan dan Valuta	8
Tabel 4	Simpanan Dari Bank Lain Berdasarkan Jenis Simpanan dan Valuta	10
Tabel 5	Total Simpanan Berdasarkan Segmen Nominal dan Valuta	12
Tabel 6	Dana Pihak Ketiga Berdasarkan Segmen Nominal dan Valuta	13
Tabel 7	Simpanan dari Bank Lain berdasarkan Segmen Nominal dan Valuta	14
Tabel 8	Total Simpanan berdasarkan Besaran Nilai Simpanan dan Valuta	15
Tabel 9	Dana Pihak Ketiga berdasarkan Besaran Nilai Simpanan dan Valuta	16
Tabel 10	Simpanan dari Bank Lain berdasarkan Besaran Nilai Simpanan dan Valuta	17
Tabel 11	Total Simpanan dan Distribusi Total Simpanan yang Dijamin dan Valuta	18
Tabel 12	Dana Pihak Ketiga Berdasarkan Simpanan yang Dijamin dan Valuta	19
Tabel 13	Simpanan Dari Bank Lain Berdasarkan Simpanan yang Dijamin dan Valuta	20

DAFTAR GRAFIK

Grafik 1	Pertumbuhan Total Simpanan dan Jumlah Rekening	4
Grafik 2a	Distribusi Total Simpanan Berdasarkan Jenis Simpanan	7
Grafik 2b	Distribusi Jumlah Rekening Berdasarkan jenis Simpanan	7
Grafik 3a, 3b	Distribusi Nominal dan Rekening Dana Pihak Ketiga Berdasarkan Jenis Simpanan	9
Grafik 4a, 4b	Distribusi Nominal dan Rekening Simpanan dari Bank Lain Berdasarkan Jenis Simpanan	11
Grafik 5	Distribusi Total Simpanan Berdasarkan Simpanan yang Dijamin	18
Grafik 6	Distribusi Dana Pihak Ketiga Berdasarkan Simpanan yang Dijamin dan Valuta	19
Grafik 7	Distribusi DPK berdasarkan Simpanan yang Dijamin dan Valuta	20

KETERANGAN

Sumber Data

Laporan Posisi Simpanan yang disampaikan oleh 115 bank umum kepada Lembaga Penjamin Simpanan yang terdiri dari 102 Bank Umum Konvensional dan 13 Bank Umum Syariah.

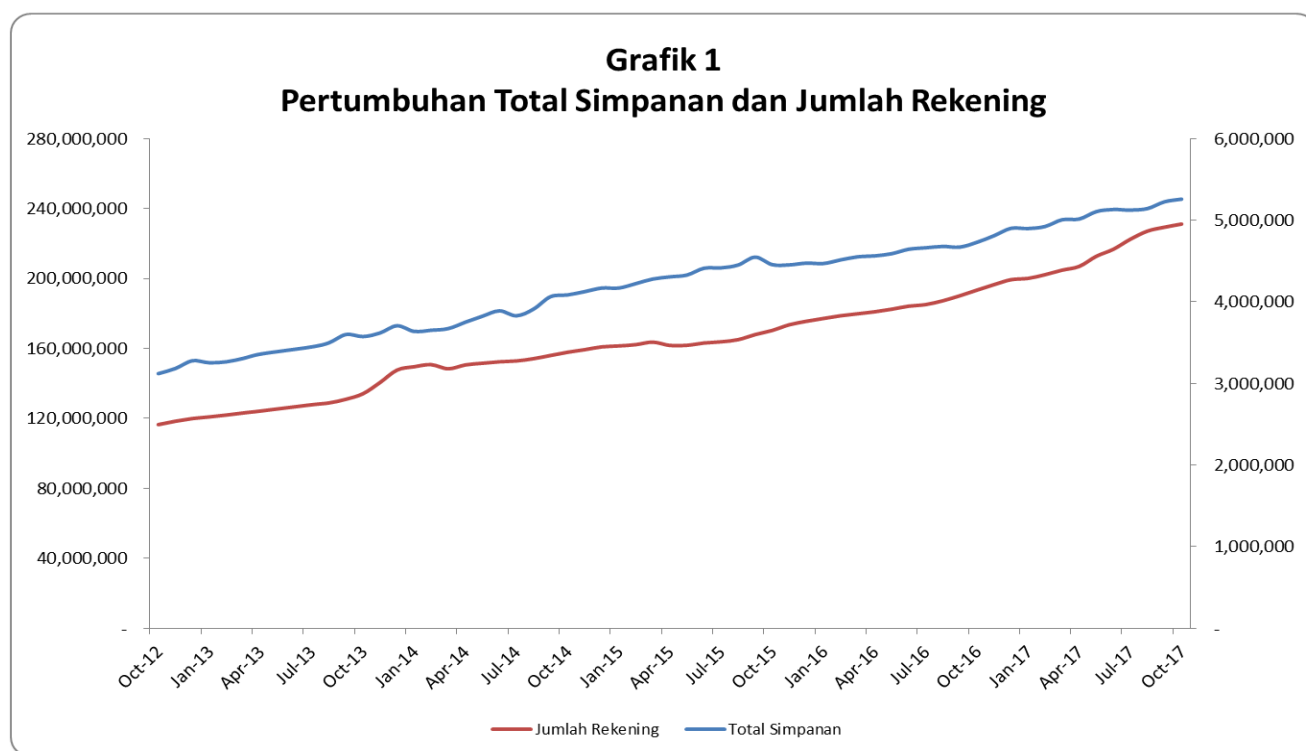
Definisi

1. Simpanan meliputi dana pihak ketiga dan simpanan dari bank lain.
2. Simpanan Yang Dijamin meliputi:
 - a. seluruh simpanan dengan nominal sampai dengan Rp2 miliar;
 - b. porsi simpanan yang dijamin (Rp2 miliar) dari seluruh simpanan dengan nominal di atas Rp2 miliar.

Besaran Nilai Simpanan Yang Dijamin adalah Rp2 miliar per nasabah per bank sebagaimana diatur dalam Peraturan Pemerintah No. 66 Tahun 2008.

1. PERTUMBUHAN TOTAL SIMPANAN DAN JUMLAH REKENING PADA BANK UMUM

Tabel 1												
Total Simpanan dan Jumlah Rekening (Total Deposits and Number of Account) (Rp Miliar/Billion IDR)												
Bulan (Month)	2012		2013		2014		2015		2016		2017	
	Rekening (Account)	Nominal (Nominal)	Rekening (Account)	Nominal (Nominal)	Rekening (Account)	Nominal (Nominal)	Rekening (Account)	Nominal (Nominal)	Rekening (Account)	Nominal (Nominal)	Rekening (Account)	Nominal (Nominal)
Januari	100,995,991	2,812,389	120,846,777	3,253,000	149,530,751	3,637,382	161,428,538	4,168,841	177,136,748	4,468,853	200,044,129	4,897,158
Februari	100,339,507	2,809,349	121,930,266	3,265,247	150,736,550	3,651,574	162,168,106	4,222,482	178,672,163	4,512,751	202,160,883	4,922,814
Maret	101,097,601	2,879,534	123,124,821	3,307,495	148,368,994	3,671,553	163,591,483	4,279,063	179,821,572	4,550,903	204,779,770	5,005,733
April	101,531,209	2,894,013	124,229,263	3,360,062	150,569,713	3,749,915	161,703,787	4,305,689	180,940,098	4,562,444	206,885,423	5,013,688
Mei	110,120,237	2,958,972	125,418,155	3,399,580	151,524,434	3,822,525	161,794,457	4,327,966	182,436,133	4,589,454	212,680,776	5,104,823
Juni	111,011,366	3,010,181	126,795,614	3,434,159	152,378,966	3,889,318	163,120,385	4,411,687	184,178,757	4,646,114	216,688,379	5,131,044
Juli	112,124,718	3,011,850	127,809,412	3,447,375	152,859,205	3,828,767	163,802,232	4,415,321	185,098,125	4,669,594	222,462,654	5,123,267
Agustus	113,534,168	3,037,803	128,817,609	3,496,756	154,140,288	3,910,281	165,008,226	4,450,891	187,238,755	4,680,848	227,069,520	5,142,246
September	115,525,552	3,104,251	130,943,737	3,599,133	155,974,513	4,062,918	167,924,825	4,546,948	190,121,455	4,675,317	229,315,700	5,225,164
Oktober	116,426,607	3,119,552	134,082,846	3,574,573	157,829,886	4,084,023	170,285,831	4,454,886	193,352,001	4,728,887	231,101,840	5,257,690
Nopember	118,364,092	3,182,867	140,510,194	3,617,855	159,273,484	4,124,111	173,560,667	4,452,219	196,468,148	4,809,306		
Desember	119,917,930	3,277,154	147,626,510	3,706,609	160,881,757	4,168,558	175,501,915	4,473,772	199,301,222	4,900,193		



Tabel 1.1
Pertumbuhan Total Simpanan dan Jumlah Rekening
(Growth of Total Deposits and The Number of Accounts)
Year on Year (YoY)

Tahun	Rekening	Nominal (Rp Miliar)	Rekening		Nominal	
			Δ	%Δ	Δ (Rp Miliar)	%Δ
2012*	119,917,930	3,277,154	18,414,366	18.14%	446,832	15.79%
2013*	147,626,510	3,706,609	27,708,580	23.11%	429,455	13.10%
2014*	160,881,757	4,168,558	13,255,247	8.98%	461,949	12.46%
2015*	175,501,915	4,473,772	14,620,158	9.09%	305,214	7.32%
2016*	199,301,222	4,900,193	23,799,307	13.56%	426,421	9.53%
2017**	231,101,840	5,257,690	31,800,618	15.96%	357,497	7.30%

*) Data *Year on Year* (YoY) per 31 Desember

***) Data *Year to Date* (Ytd) sampai dengan Oktober 2017

2. DISTRIBUSI TOTAL SIMPANAN DAN JUMLAH REKENING BERDASARKAN JENIS SIMPANAN

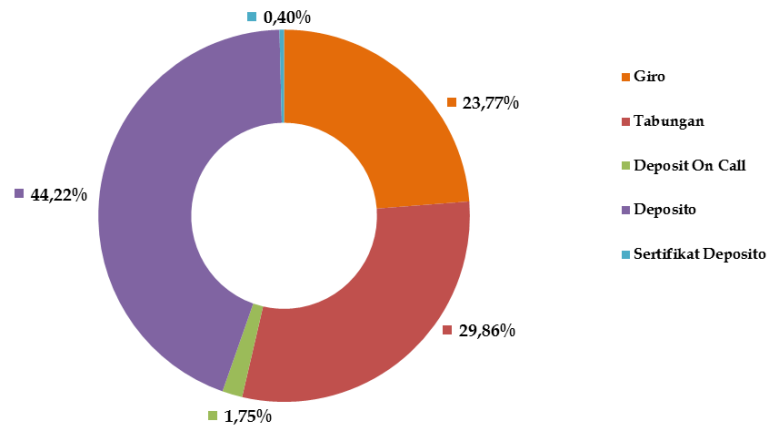
2.1. Total Simpanan dan Jumlah Rekening Berdasarkan Jenis Simpanan dan Valuta

Tabel 2												
Total Simpanan Berdasarkan Jenis Simpanan dan Valuta (Total Deposits by Type of Deposits and Foreign Exchange) (Rp Miliar/Billion IDR)												
Jenis Simpanan (Type of Deposits)	September-17				Oktober-17				Δ			
	Rekening (Account)	%	Nominal (Nominal)	%	Rekening (Account)	%	Nominal (Nominal)	%	Δ Rekening (Δ Account)	%	Δ Nominal (Δ Nominal)	%
Giro (Demand Deposit)	3,020,812	1.32%	1,223,099	23.40%	3,033,784	1.30%	1,249,916	23.77%	12,972	0.43%	26,818	2.19%
Rupiah (IDR)	2,836,101	93.89%	928,345	75.90%	2,850,137	93.95%	950,965	76.08%	14,036	0.49%	22,620	2.44%
Valas (Foreign Exchange)	184,711	6.11%	294,754	24.10%	183,647	6.05%	298,951	23.92%	(1,064)	-0.58%	4,197	1.42%
Tabungan (Saving Account)	222,317,470	96.95%	1,577,615	30.20%	224,080,626	97.00%	1,569,953	29.86%	1,763,156	0.79%	(7,662)	-0.49%
Rupiah (IDR)	221,631,823	99.69%	1,447,558	91.76%	223,386,566	99.69%	1,441,978	91.85%	1,754,743	0.79%	(5,580)	-0.39%
Valas (Foreign Exchange)	685,647	0.31%	130,057	8.24%	694,060	0.31%	127,975	8.15%	8,413	1.23%	(2,082)	-1.60%
Deposit on Call	4,994	0.00%	87,755	1.70%	5,686	0.00%	92,111	1.75%	692	13.86%	4,355	4.96%
Rupiah (IDR)	4,832	96.76%	79,492	90.58%	5,509	96.89%	84,145	91.35%	677	14.01%	4,653	5.85%
Valas (Foreign Exchange)	162	3.24%	8,263	9.42%	177	3.11%	7,966	8.65%	15	9.26%	(297)	-3.59%
Deposito (Time Deposits)	3,972,130	1.73%	2,319,972	44.40%	3,981,372	1.70%	2,324,798	44.22%	9,242	0.23%	4,827	0.21%
Rupiah (IDR)	3,833,450	96.51%	2,014,395	86.83%	3,843,740	96.54%	2,022,452	86.99%	10,290	0.27%	8,057	0.40%
Valas (Foreign Exchange)	138,680	3.49%	305,577	13.17%	137,632	3.46%	302,346	13.01%	(1,048)	-0.76%	(3,230)	-1.06%
Sertifikat Deposito (Certificate of Time Deposits)	294	0.00%	16,723	0.30%	372	0.00%	20,912	0.40%	78	26.53%	4,189	25.05%
Rupiah (IDR)	294	100.00%	16,723	100.00%	372	100.00%	20,912	100.00%	78	26.53%	4,189	25.05%
Valas (Foreign Exchange)	-	0.00%	-	0.00%	-	0.00%	-	0.00%	0	0.00%	0	0.00%
Total	229,315,700	100.00%	5,225,164	100.00%	231,101,840	100.00%	5,257,690	100.00%	1,786,140	0.78%	32,526	0.62%
Rupiah (IDR)	228,306,500	99.56%	4,486,513	85.86%	230,086,324	99.56%	4,520,452	85.98%	1,779,824	0.78%	33,939	0.76%
Valas (Foreign Exchange)	1,009,200	0.44%	738,652	14.14%	1,015,516	0.44%	737,238	14.02%	6,316	0.63%	(1,414)	-0.19%

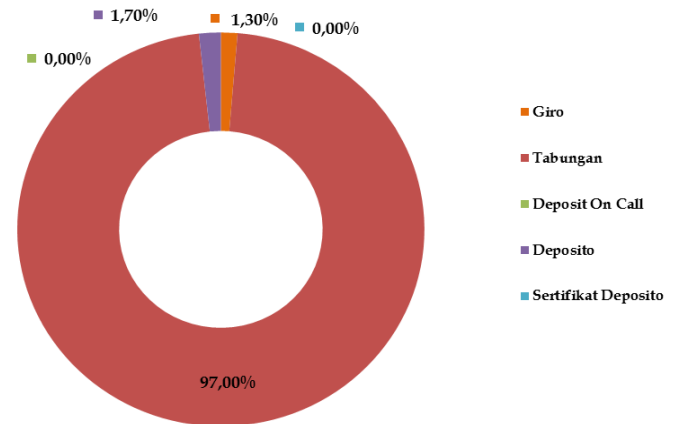
Keterangan: Prosentase simpanan pada masing-masing jenis simpanan merupakan prosentase terhadap total simpanan

2.2. Total Simpanan dan Jumlah Rekening Berdasarkan Jenis Simpanan dan Valuta Oktober 2017

Gambar 2a
Distribusi Total Simpanan Berdasarkan Jenis Simpanan



Gambar 2b
Distribusi Jumlah Rekening Berdasarkan Jenis Simpanan

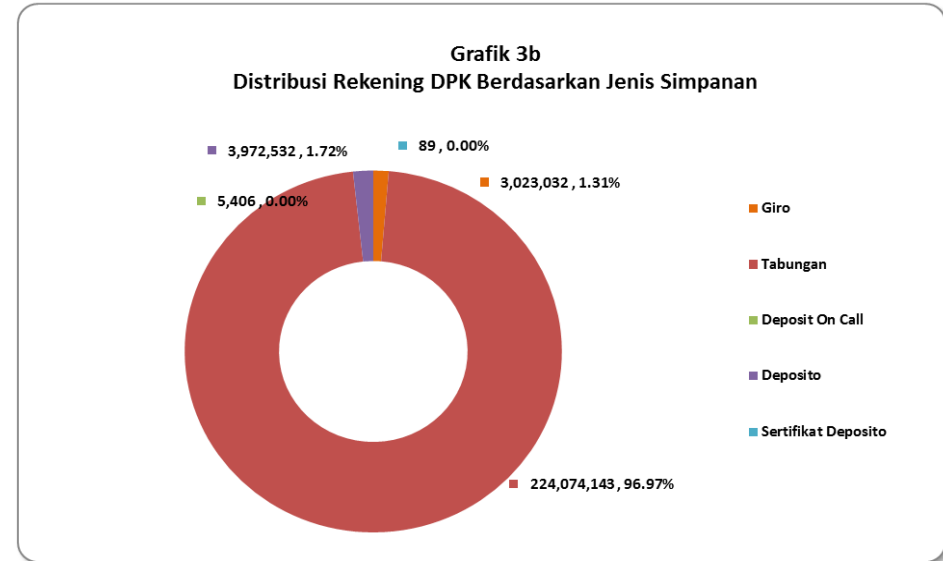
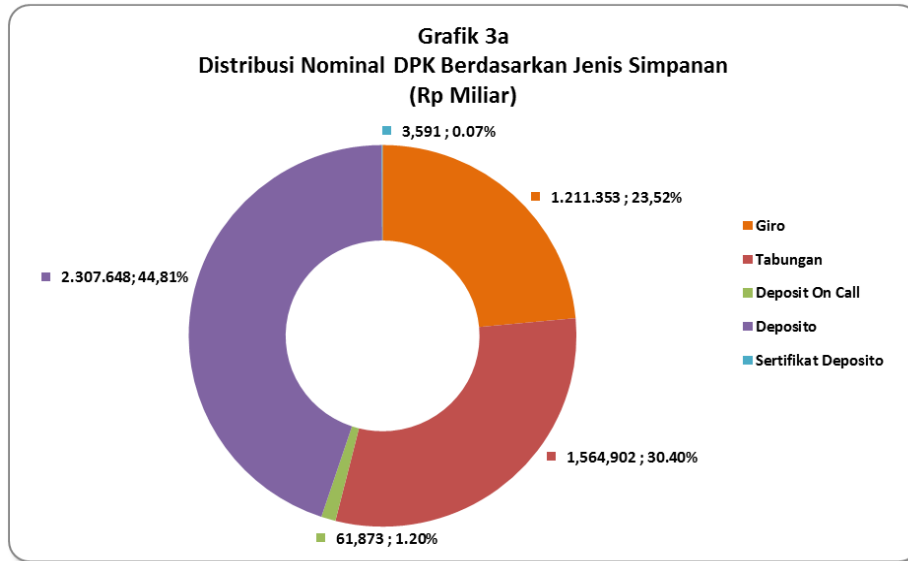


2.3. Dana Pihak Ketiga (DPK) Berdasarkan Jenis Simpanan dan Valuta

Tabel 3												
DPK Berdasarkan Jenis Simpanan dan Valuta (Third Party-Fund by Type of Deposits and Foreign Exchange) (Rp Miliar/Billion IDR)												
Jenis Simpanan (Type of Deposits)	September-17				Oktober-17				Δ			
	Rekening (Account)	%	Nominal (Nominal)	%	Rekening (Account)	%	Nominal (Nominal)	%	Δ Rekening (Δ Account)	%	Δ Nominal (Δ Nominal)	%
Giro (Demand Deposit)	3,010,065	1.31%	1,186,510	23.20%	3,023,032	1.31%	1,211,353	23.52%	12,967	0.43%	24,842	2.09%
Rupiah (IDR)	2,825,803	93.88%	900,177	75.87%	2,839,831	93.94%	921,482	76.07%	14,028	0.50%	21,305	2.37%
Valas (Foreign Exchange)	184,262	6.12%	286,333	24.13%	183,201	6.06%	289,871	23.93%	(1,061)	-0.58%	3,538	1.24%
Tabungan (Saving Account)	222,310,982	96.96%	1,572,704	30.70%	224,074,143	96.97%	1,564,902	30.40%	1,763,161	0.79%	(7,803)	-0.50%
Rupiah (IDR)	221,625,348	99.69%	1,442,669	91.73%	223,380,096	99.69%	1,436,952	91.82%	1,754,748	0.79%	(5,717)	-0.40%
Valas (Foreign Exchange)	685,634	0.31%	130,035	8.27%	694,047	0.31%	127,950	8.18%	8,413	1.23%	(2,085)	-1.60%
Deposit on Call	4,729	0.00%	58,246	1.10%	5,406	0.00%	61,873	1.20%	677	14.32%	3,628	6.23%
Rupiah (IDR)	4,568	96.60%	50,064	85.95%	5,230	96.74%	54,043	87.35%	662	14.49%	3,979	7.95%
Valas (Foreign Exchange)	161	3.40%	8,182	14.05%	176	3.26%	7,830	12.65%	15	9.32%	(353)	-4.31%
Deposito (Time Deposits)	3,963,421	1.73%	2,303,702	45.00%	3,972,532	1.72%	2,307,647	44.81%	9,111	0.23%	3,945	0.17%
Rupiah (IDR)	3,824,751	96.50%	1,998,236	86.74%	3,834,910	96.54%	2,005,413	86.90%	10,159	0.27%	7,177	0.36%
Valas (Foreign Exchange)	138,670	3.50%	305,465	13.26%	137,622	3.46%	302,234	13.10%	(1,048)	-0.76%	(3,231)	-1.06%
Sertifikat Deposito (Certificate of Time Deposits)	63	0.00%	2,631	0.10%	89	0.00%	3,591	0.07%	26	41.27%	961	36.52%
Rupiah (IDR)	63	100.00%	2,631	100.00%	89	100.00%	3,591	100.00%	26	41.27%	961	36.52%
Valas (Foreign Exchange)	-	0.00%	-	0.00%	-	0.00%	-	0.00%	0	0.00%	0	0.00%
Total	229,289,260	100.00%	5,123,793	100.10%	231,075,202	100.00%	5,149,366	100.01%	1,785,942	0.78%	25,574	0.50%
Rupiah (IDR)	228,280,533	99.56%	4,393,777	85.75%	230,060,156	99.56%	4,421,481	85.86%	1,779,623	0.78%	27,704	0.63%
Valas (Foreign Exchange)	1,008,727	0.44%	730,016	14.25%	1,015,046	0.44%	727,885	14.14%	6,319	0.63%	(2,131)	-0.29%

Keterangan: Prosentase simpanan pada masing-masing jenis simpanan merupakan prosentase terhadap total simpanan

2.4. Distribusi Nominal dan Rekening Dana Pihak Ketiga Berdasarkan Jenis Simpanan Oktober 2017

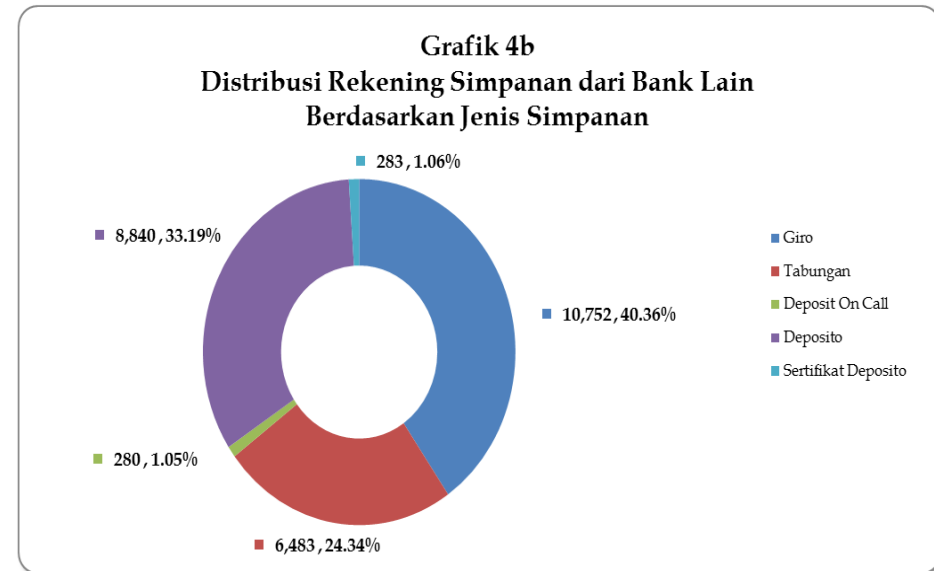
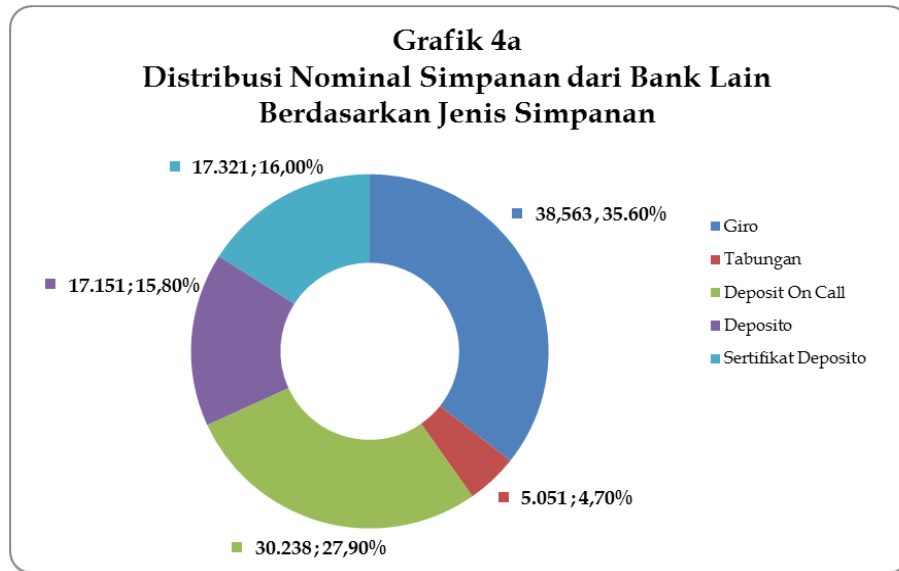


2.5. Simpanan Dari Bank Lain Berdasarkan Jenis Simpanan dan Valuta

Tabel 4												
Simpanan Dari Bank Lain Berdasarkan Jenis Simpanan dan Valuta (Funds From Other Banks by Type of Deposits and Foreign Exchange) (Rp Miliar/Billion IDR)												
Jenis Simpanan (Type of Deposits)	September-17				Oktober-17				Δ			
	Rekening (Account)	%	Nominal (Nominal)	%	Rekening (Account)	%	Nominal (Nominal)	%	Δ Rekening (Δ Account)	%	Δ Nominal (Δ Nominal)	%
Giro (Demand Deposit)	10,747	40.65%	36,589	36.10%	10,752	40.36%	38,563	35.60%	5	0.05%	1,973	5.39%
Rupiah (IDR)	10,298	95.82%	28,168	76.98%	10,306	95.85%	29,483	76.45%	8	0.08%	1,315	4.67%
Valas (Foreign Exchange)	449	4.18%	8,421	23.02%	446	4.15%	9,080	23.55%	(3)	-0.67%	658	7.82%
Tabungan (Saving Account)	6,488	24.54%	4,910	4.80%	6,483	24.34%	5,051	4.70%	(5)	-0.08%	141	2.87%
Rupiah (IDR)	6,475	99.80%	4,889	99.56%	6,470	99.80%	5,026	99.50%	(5)	-0.08%	137	2.81%
Valas (Foreign Exchange)	13	0.20%	22	0.44%	13	0.20%	25	0.50%	0	0.00%	4	16.40%
Deposit on Call	265	1.00%	29,509	29.10%	280	1.05%	30,238	27.90%	15	5.66%	729	2.47%
Rupiah (IDR)	264	99.62%	29,428	99.73%	279	99.64%	30,102	99.55%	15	5.68%	674	2.29%
Valas (Foreign Exchange)	1	0.38%	81	0.27%	1	0.36%	136	0.45%	0	0.00%	55	0.00%
Deposito (Time Deposits)	8,709	32.94%	16,270	16.00%	8,840	33.19%	17,151	15.80%	131	1.50%	881	5.42%
Rupiah (IDR)	8,699	99.89%	16,159	99.32%	8,830	99.89%	17,039	99.35%	131	1.51%	879	5.44%
Valas (Foreign Exchange)	10	0.11%	111	0.68%	10	0.11%	112	0.65%	0	0.00%	1	0.61%
Sertifikat Deposito (Certificate of Time Deposits)	231	0.87%	14,093	13.90%	283	1.06%	17,321	16.00%	52	22.51%	3,228	22.91%
Rupiah (IDR)	231	100.00%	14,093	100.00%	283	100.00%	17,321	100.00%	52	22.51%	3,228	22.91%
Valas (Foreign Exchange)	-	0.00%	-	0.00%	-	0.00%	-	0.00%	0	0.00%	0	0.00%
Total	26,440	100.00%	101,371	99.90%	26,638	100.00%	108,324	100.00%	198	0.75%	6,953	6.86%
Rupiah (IDR)	25,967	98.21%	92,736	91.48%	26,168	98.24%	98,971	91.37%	201	0.77%	6,235	6.72%
Valas (Foreign Exchange)	473	1.79%	8,635	8.52%	470	1.76%	9,353	8.63%	(3)	-0.63%	717	8.31%

Keterangan: Prosentase simpanan pada masing-masing jenis simpanan merupakan prosentase terhadap total simpanan

2.6. Distribusi Nominal dan Rekening Simpanan dari Bank Lain Berdasarkan Jenis Simpanan Oktober 2017



3. DISTRIBUSI SIMPANAN BERDASARKAN SEGMENT NOMINAL SIMPANAN

3.1. Total Simpanan Berdasarkan Segmen Nominal dan Valuta

Tabel 5 Total Simpanan Berdasarkan Segmen Nominal dan Valuta (Total Deposits by Nominal Segmentation and Foreign Exchange) (Rp Miliar/Billion IDR)												
Nominal Simpanan (Nominal of Deposits)	September-17				Oktober-17				Δ			
	Rekening (Account)	%	Nominal (Nominal)	%	Rekening (Account)	%	Nominal (Nominal)	%	Δ Rekening (Δ Account)	%	Δ Nominal (Δ Nominal)	%
N ≤ 100 Jt	224.854.386	98,05%	723.337	13,84%	226.616.282	98,06%	722.516	13,74%	1.761.896	0,78%	(821)	-0,11%
Rupiah (IDR)	224.127.696	99,68%	709.521	98,09%	225.883.792	99,68%	709.415	98,19%	1.756.096	0,78%	(107)	-0,02%
Valas (Foreign Exchange)	726.690	0,32%	13.815	1,91%	732.490	0,32%	13.101	1,81%	5.800	0,80%	(714)	-5,17%
100 Jt < N ≤ 200 Jt	2.032.263	0,89%	285.494	5,46%	2.043.556	0,88%	287.069	5,46%	11.293	0,56%	1.575	0,55%
Rupiah (IDR)	1.936.043	95,27%	271.991	95,27%	1.946.920	95,27%	273.489	95,27%	10.877	0,56%	1.498	0,55%
Valas (Foreign Exchange)	96.220	4,73%	13.503	4,73%	96.636	4,73%	13.580	4,73%	416	0,43%	77	0,57%
200 Jt < N ≤ 500 Jt	1.372.626	0,60%	443.432	8,49%	1.383.000	0,60%	446.787	8,50%	10.374	0,76%	3.355	0,76%
Rupiah (IDR)	1.284.436	93,58%	415.741	93,76%	1.294.369	93,59%	418.947	93,77%	9.933	0,77%	3.206	0,77%
Valas (Foreign Exchange)	88.190	6,42%	27.691	6,24%	88.631	6,41%	27.840	6,23%	441	0,50%	149	0,54%
500 Jt < N ≤ 1 M	549.050	0,24%	402.202	7,70%	552.107	0,24%	404.559	7,69%	3.057	0,56%	2.357	0,59%
Rupiah (IDR)	506.653	92,28%	372.655	92,65%	509.559	92,29%	374.899	92,67%	2.906	0,57%	2.244	0,60%
Valas (Foreign Exchange)	42.397	7,72%	29.547	7,35%	42.548	7,71%	29.660	7,33%	151	0,36%	113	0,38%
1 M < N ≤ 2 M	258.050	0,11%	368.252	7,05%	257.899	0,11%	368.522	7,01%	(151)	-0,06%	271	0,07%
Rupiah (IDR)	233.167	90,36%	333.889	90,67%	233.156	90,41%	334.344	90,73%	(11)	0,00%	455	0,14%
Valas (Foreign Exchange)	24.883	9,64%	34.363	9,33%	24.743	9,59%	34.178	9,27%	(140)	-0,56%	(185)	-0,54%
2 M < N ≤ 5 M	159.019	0,07%	497.429	9,52%	158.486	0,07%	496.819	9,45%	(533)	-0,34%	(610)	-0,12%
Rupiah (IDR)	143.386	90,17%	449.456	90,36%	142.959	90,20%	449.205	90,42%	(427)	-0,30%	(251)	-0,06%
Valas (Foreign Exchange)	15.633	9,83%	47.973	9,64%	15.527	9,80%	47.614	9,58%	(106)	-0,68%	(359)	-0,75%
N > 5 M	90.306	0,04%	2.505.018	47,94%	90.510	0,04%	2.531.419	48,15%	204	0,23%	26.401	1,05%
Rupiah (IDR)	75.119	83,18%	1.933.259	77,18%	75.569	83,49%	1.960.153	77,43%	450	0,60%	26.894	1,39%
Valas (Foreign Exchange)	15.187	16,82%	571.759	22,82%	14.941	16,51%	571.266	22,57%	(246)	-1,62%	(493)	-0,09%
Total	229.315.700	100,00%	5.225.164	100,00%	231.101.840	100,00%	5.257.690	100,00%	1.786.140	0,78%	32.526	0,62%
Rupiah (IDR)	228.306.500	99,56%	4.486.512	85,86%	230.086.324	99,56%	4.520.452	85,98%	1.779.824	0,78%	33.940	0,76%
Valas (Foreign Exchange)	1.009.200	0,44%	738.651	14,14%	1.015.516	0,44%	737.238	14,02%	6.316	0,63%	(1.414)	-0,19%

Keterangan: Prosentase simpanan pada masing-masing segmen nominal simpanan merupakan prosentase terhadap total simpanan

3.2. Dana Pihak Ketiga Berdasarkan Segmen Nominal dan Valuta

Tabel 6												
DPK Berdasarkan Segmen Nominal dan Valuta (Third Party-Fund by Nominal Segmentation and Foreign Exchange) (Rp Miliar/Billion IDR)												
Nominal Simpanan (Nominal of Deposits)	September-17				Oktober-17				Δ			
	Rekening (Account)	%	Nominal (Nominal)	%	Rekening (Account)	%	Nominal (Nominal)	%	Δ Rekening (Δ Account)	%	Δ Nominal (Δ Nominal)	%
N ≤ 100 Jt	224,843,810	98.10%	723,065	14.10%	226,605,780	98.10%	722,246	14.03%	1,761,970	0.78%	(818)	-0.11%
Rupiah (IDR)	224,117,265	99.68%	709,252	98.09%	225,873,432	99.68%	709,147	98.19%	1,756,167	0.78%	(104)	-0.01%
Valas (Foreign Exchange)	726,545	0.32%	13,813	1.91%	732,348	0.32%	13,099	1.81%	5,803	0.80%	(714)	-5.17%
100 Jt < N ≤ 200 Jt	2,029,659	0.90%	285,110	5.60%	2,040,921	0.90%	286,681	5.57%	11,262	0.55%	1,571	0.55%
Rupiah (IDR)	1,933,473	95.26%	271,612	95.27%	1,944,320	95.27%	273,106	95.26%	10,847	0.56%	1,494	0.55%
Valas (Foreign Exchange)	96,186	4.74%	13,498	4.73%	96,601	4.73%	13,575	4.74%	415	0.43%	77	0.57%
200 Jt < N ≤ 500 Jt	1,368,307	0.60%	441,841	8.60%	1,378,581	0.60%	445,162	8.64%	10,274	0.75%	3,322	0.75%
Rupiah (IDR)	1,280,145	93.56%	414,158	93.73%	1,289,981	93.57%	417,332	93.75%	9,836	0.77%	3,174	0.77%
Valas (Foreign Exchange)	88,162	6.44%	27,683	6.27%	88,600	6.43%	27,830	6.25%	438	0.50%	147	0.53%
500 Jt < N ≤ 1 M	545,621	0.20%	399,376	7.80%	548,626	0.20%	401,686	7.80%	3,005	0.55%	2,309	0.58%
Rupiah (IDR)	503,262	92.24%	369,856	92.61%	506,114	92.25%	372,052	92.62%	2,852	0.57%	2,197	0.59%
Valas (Foreign Exchange)	42,359	7.76%	29,520	7.39%	42,512	7.75%	29,634	7.38%	153	0.36%	115	0.39%
1 M < N ≤ 2 M	255,876	0.10%	364,966	7.10%	255,731	0.10%	365,215	7.09%	(145)	-0.06%	249	0.07%
Rupiah (IDR)	231,026	90.29%	330,650	90.60%	231,022	90.34%	331,082	90.65%	(4)	0.00%	432	0.13%
Valas (Foreign Exchange)	24,850	9.71%	34,316	9.40%	24,709	9.66%	34,133	9.35%	(141)	-0.57%	(183)	-0.53%
2 M < N ≤ 5 M	157,286	0.10%	491,646	9.60%	156,757	0.10%	491,080	9.54%	(529)	-0.34%	(566)	-0.12%
Rupiah (IDR)	141,697	90.09%	443,824	90.27%	141,277	90.12%	443,625	90.34%	(420)	-0.30%	(200)	-0.04%
Valas (Foreign Exchange)	15,589	9.91%	47,822	9.73%	15,480	9.88%	47,455	9.66%	(109)	-0.70%	(368)	-0.77%
N > 5 M	88,701	0.00%	2,417,789	47.20%	88,806	0.00%	2,437,296	47.32%	105	0.12%	19,507	0.81%
Rupiah (IDR)	73,665	83.05%	1,854,425	76.70%	74,010	83.34%	1,875,137	76.94%	345	0.47%	20,712	1.12%
Valas (Foreign Exchange)	15,036	16.95%	563,364	23.30%	14,796	16.66%	562,159	23.06%	(240)	-1.60%	(1,204)	-0.21%
Total	229,289,260	100.00%	5,123,793	100.00%	231,075,202	100.00%	5,149,366	99.99%	1,785,942	0.78%	25,574	0.50%
Rupiah (IDR)	228,280,533	99.56%	4,393,777	85.75%	230,060,156	99.56%	4,421,481	85.86%	1,779,623	0.78%	27,704	0.63%
Valas (Foreign Exchange)	1,008,727	0.44%	730,016	14.25%	1,015,046	0.44%	727,885	14.14%	6,319	0.63%	(2,131)	-0.29%

Keterangan: Prosentase simpanan pada masing-masing segmen nominal simpanan merupakan prosentase terhadap total simpanan

3.3. Simpanan dari Bank Lain Berdasarkan Segmen Nominal dan Valuta

Tabel 7												
Simpanan Dari Bank Lain Berdasarkan Segmen Nominal dan Valuta (Funds From Other Banks by Nominal Segmentation and Foreign Exchange) (Rp Miliar/Billion IDR)												
Nominal Simpanan (Nominal of Deposits)	September-17				Oktober-17				Δ			
	Rekening (Account)	%	Nominal (Nominal)	%	Rekening (Account)	%	Nominal (Nominal)	%	Δ Rekening (Δ Account)	%	Δ Nominal (Δ Nominal)	%
N ≤ 100 Jt	10,576	40.00%	272	0.27%	10,502	39.40%	269	0.25%	(74)	-0.70%	(3)	-1.05%
Rupiah (IDR)	10,431	98.63%	270	99.11%	10,360	98.65%	267	99.11%	(71)	-0.68%	(3)	-1.04%
Valas (Foreign Exchange)	145	1.37%	2	0.89%	142	1.35%	2	0.89%	(3)	-2.07%	(0)	-1.94%
100 Jt < N ≤ 200 Jt	2,604	10.00%	384	0.38%	2,635	9.90%	388	0.36%	31	1.19%	4	1.01%
Rupiah (IDR)	2,570	98.69%	379	98.76%	2,600	98.67%	383	98.70%	30	1.17%	4	0.96%
Valas (Foreign Exchange)	34	1.31%	5	1.24%	35	1.33%	5	1.30%	1	2.94%	0	5.76%
200 Jt < N ≤ 500 Jt	4,319	16.00%	1,592	1.57%	4,419	16.60%	1,625	1.50%	100	2.32%	33	2.06%
Rupiah (IDR)	4,291	99.35%	1,583	99.46%	4,388	99.30%	1,615	99.42%	97	2.26%	32	2.02%
Valas (Foreign Exchange)	28	0.65%	9	0.54%	31	0.70%	10	0.64%	3	10.71%	2	20.73%
500 Jt < N ≤ 1 M	3,429	13.00%	2,827	2.79%	3,481	13.10%	2,873	2.65%	52	1.52%	46	1.63%
Rupiah (IDR)	3,391	98.89%	2,800	99.04%	3,445	98.97%	2,847	99.12%	54	1.59%	48	1.71%
Valas (Foreign Exchange)	38	1.11%	27	0.96%	36	1.03%	26	0.91%	(2)	-5.26%	(1)	-3.21%
1 M < N ≤ 2 M	2,174	8.00%	3,285	3.24%	2,168	8.10%	3,307	3.05%	(6)	-0.28%	22	0.66%
Rupiah (IDR)	2,141	98.48%	3,238	98.58%	2,134	98.43%	3,262	98.63%	(7)	-0.33%	23	0.72%
Valas (Foreign Exchange)	33	1.52%	47	1.42%	34	1.57%	45	1.37%	1	3.03%	(2)	-3.50%
2 M < N ≤ 5 M	1,733	7.00%	5,783	5.70%	1,729	6.50%	5,740	5.30%	(4)	-0.23%	(43)	-0.74%
Rupiah (IDR)	1,689	97.46%	5,632	97.39%	1,682	97.28%	5,581	97.24%	(7)	-0.41%	(50)	-0.90%
Valas (Foreign Exchange)	44	2.54%	151	2.61%	47	2.72%	159	2.78%	3	6.82%	9	5.70%
N > 5 M	1,605	6.00%	87,229	86.05%	1,704	6.40%	94,122	86.89%	99	6.17%	6,893	7.90%
Rupiah (IDR)	1,454	90.59%	78,834	90.38%	1,559	91.49%	85,016	90.33%	105	7.22%	6,183	7.84%
Valas (Foreign Exchange)	151	9.41%	8,395	9.62%	145	8.51%	9,106	9.67%	(6)	-3.97%	711	8.47%
Total	26,440	100.00%	101,371	100.00%	26,638	100.00%	108,324	100.00%	198	0.75%	6,953	6.86%
Rupiah (IDR)	25,967	98.21%	92,736	91.48%	26,168	98.24%	98,971	91.37%	201	0.77%	6,235	6.72%
Valas (Foreign Exchange)	473	1.79%	8,635	8.52%	470	1.76%	9,353	8.63%	(3)	-0.63%	717	8.31%

Keterangan: Prosentase simpanan pada masing-masing segmen nominal simpanan merupakan prosentase terhadap total simpanan

4. DISTRIBUSI SIMPANAN BERDASARKAN BESARAN NILAI SIMPANAN DAN VALUTA

4.1. Total Simpanan Berdasarkan Besaran Nilai Simpanan dan Valuta

Tabel 8 Total Simpanan Berdasarkan Besaran Nilai Simpanan dan Valuta (Total Deposits by Nominal of Deposits and Foreign Exchange) (Rp Miliar/Billion IDR)												
Nominal Simpanan (Nominal of Deposits)	September-17				Oktober-17				Δ			
	Rekening (Account)	%	Nominal (Nominal)	%	Rekening (Account)	%	Nominal (Nominal)	%	Δ Rekening (Δ Account)	%	Δ Nominal (Δ Nominal)	%
N ≤ 2 M	229,066,375	99.89%	2,222,717	42.54%	230,852,844	99.89%	2,229,452	42.40%	1,786,469	0.78%	6,735	0.30%
Rupiah (IDR)	228,087,995	99.57%	2,103,797	94.65%	229,867,796	99.57%	2,111,094	94.69%	1,779,801	0.78%	7,297	0.35%
Valas (Foreign Exchange)	978,380	0.43%	118,920	5.35%	985,048	0.43%	118,358	5.31%	6,668	0.68%	(562)	-0.47%
N > 2 M	249,325	0.11%	3,002,447	57.46%	248,996	0.11%	3,028,238	57.60%	(329)	-0.13%	25,791	0.86%
Rupiah (IDR)	218,505	87.64%	2,382,715	79.36%	218,528	87.76%	2,409,358	79.56%	23	0.01%	26,643	1.12%
Valas (Foreign Exchange)	30,820	12.36%	619,732	20.64%	30,468	12.24%	618,880	20.44%	(352)	-1.14%	(852)	-0.14%
Total	229,315,700	100.00%	5,225,164	100.00%	231,101,840	100.00%	5,257,690	100.00%	1,786,140	0.78%	32,526	0.62%
Rupiah (IDR)	228,306,500	99.56%	4,486,512	85.86%	230,086,324	99.56%	4,520,452	85.98%	1,779,824	0.78%	33,940	0.76%
Valas (Foreign Exchange)	1,009,200	0.44%	738,652	14.14%	1,015,516	0.44%	737,238	14.02%	6,316	0.63%	(1,414)	-0.19%

Keterangan: Prosentase simpanan pada masing-masing segmen nominal simpanan meruakan prosentase terhadap total simpanan

4.2. Dana Pihak Ketiga Berdasarkan Besaran Nilai Simpanan dan Valuta

Tabel 9												
DPK Berdasarkan Besaran Nilai Simpanan dan Valuta												
(Third Party-Fund by Nominal of Deposits and Foreign Exchange)												
(Rp Miliar/Billion IDR)												
Nominal Simpanan (Nominal of Deposits)	September-17				Oktober-17				Δ			
	Rekening (Account)	%	Nominal (Nominal)	%	Rekening (Account)	%	Nominal (Nominal)	%	Δ Rekening (Δ Account)	%	Δ Nominal (Δ Nominal)	%
N ≤ 2 M	229,043,273	99.89%	2,214,357	43.22%	230,829,639	99.89%	2,220,991	43.13%	1,786,366	0.78%	6,634	0.30%
Rupiah (IDR)	228,065,171	99.57%	2,095,527	94.63%	229,844,869	99.57%	2,102,720	94.67%	1,779,698	0.78%	7,193	0.34%
Valas (Foreign Exchange)	978,102	0.43%	118,830	5.37%	984,770	0.43%	118,271	5.33%	6,668	0.68%	(559)	-0.47%
N > 2 M	245,987	0.11%	2,909,435	56.78%	245,563	0.11%	2,928,375	56.87%	(424)	-0.17%	18,941	0.65%
Rupiah (IDR)	215,362	87.55%	2,298,249	78.99%	215,287	87.67%	2,318,761	79.18%	(75)	-0.03%	20,512	0.89%
Valas (Foreign Exchange)	30,625	12.45%	611,186	21.01%	30,276	12.33%	609,614	20.82%	(349)	-1.14%	(1,572)	-0.26%
Total	229,289,260	100.00%	5,123,792	100.00%	231,075,202	100.00%	5,149,366	100.00%	1,785,942	0.78%	25,575	0.50%
Rupiah (IDR)	228,280,533	99.56%	4,393,776	85.75%	230,060,156	99.56%	4,421,481	85.86%	1,779,623	0.78%	27,705	0.63%
Valas (Foreign Exchange)	1,008,727	0.44%	730,016	14.25%	1,015,046	0.44%	727,885	14.14%	6,319	0.63%	(2,131)	-0.29%

Keterangan: Prosentase simpanan pada masing-masing segmen nominal simpanan merupakan prosentase terhadap total simpanan

4.3. Simpanan Dari Bank Lain Berdasarkan Besaran Nilai Simpanan dan Valuta

Tabel 10												
Simpanan Dari Bank Lain Berdasarkan Besaran Nilai Simpanan dan Valuta (Funds From Other Banks by Nominal of Deposits and Foreign Exchange) (Rp Miliar/Billion IDR)												
Nominal Simpanan (Nominal of Deposits)	September-17				Oktober-17				Δ			
	Rekening (Account)	%	Nominal (Nominal)	%	Rekening (Account)	%	Nominal (Nominal)	%	Δ Rekening (Δ Account)	%	Δ Nominal (Δ Nominal)	%
N ≤ 2 M	23,102	87.38%	8,360	8.25%	23,205	87.11%	8,461	7.81%	103	0.45%	101	1.21%
Rupiah (IDR)	22,824	98.80%	8,270	98.93%	22,927	98.80%	8,374	98.97%	103	0.45%	104	1.26%
Valas (Foreign Exchange)	278	1.20%	90	1.07%	278	1.20%	87	1.03%	0	0.00%	(3)	-2.79%
N > 2 M	3,338	12.62%	93,012	91.75%	3,433	12.89%	99,863	92.19%	95	2.85%	6,852	7.37%
Rupiah (IDR)	3,143	94.16%	84,466	90.81%	3,241	94.41%	90,597	90.72%	98	3.12%	6,131	7.26%
Valas (Foreign Exchange)	195	5.84%	8,546	9.19%	192	5.59%	9,266	9.28%	(3)	-1.54%	720	8.42%
Total	26,440	100.00%	101,371	100.00%	26,638	100.00%	108,324	100.00%	198	0.75%	6,953	6.86%
Rupiah (IDR)	25,967	98.21%	92,736	91.48%	26,168	98.24%	98,971	91.37%	201	0.77%	6,235	6.72%
Valas (Foreign Exchange)	473	1.79%	8,635	8.52%	470	1.76%	9,353	8.63%	(3)	-0.63%	717	8.31%

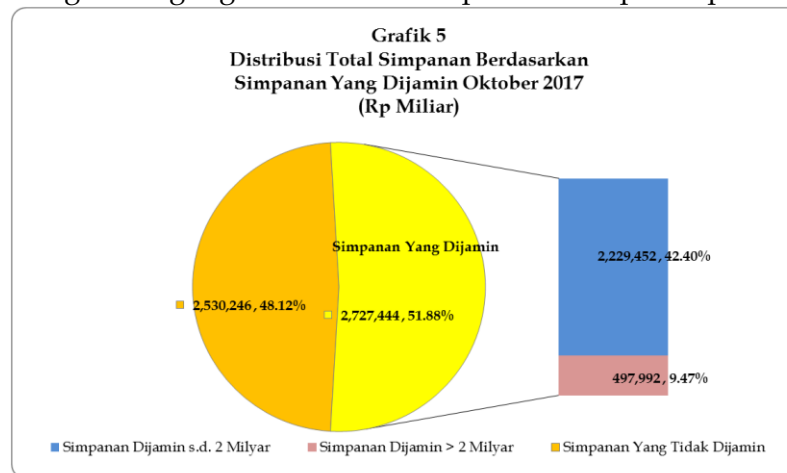
Keterangan: Prosentase simpanan pada masing-masing segmen nominal simpanan merupakan prosentase terhadap total simpanan

5. DISTRIBUSI DANA PIHAK KETIGA DAN SIMPANAN DARI BANK LAIN YANG DIJAMIN

5.1. Total Simpanan dan Distribusi Total Simpanan Berdasarkan Simpanan yang Dijamin dan Valuta

Tabel 11 Total Simpanan Berdasarkan Simpanan Yang Dijamin dan Valuta (Total Deposits by Insured Deposits and Foreign Exchange) (Rp Miliar/Billion IDR)												
Nominal Simpanan (Nominal of Deposits)	September-17				Oktober-17				Δ			
	Rekening (Account)	%	Nominal (Nominal)	%	Rekening (Account)	%	Nominal (Nominal)	%	Δ Rekening (Δ Account)	%	Δ Nominal (Δ Nominal)	%
N ≤ 2 M	229,066,375	99.89%	2,222,718	81.68%	230,852,844	99.89%	2,229,452	81.74%	1,786,469	0.78%	6,734	0.30%
Rupiah (IDR)	228,087,995	99.57%	2,103,798	94.65%	229,867,796	99.57%	2,111,094	94.69%	1,779,801	0.78%	7,296	0.35%
Valas (Foreign Exchange)	978,380	0.43%	118,920	5.35%	985,048	0.43%	118,358	5.31%	6,668	0.68%	(562)	-0.47%
N > 2 M	249,325	0.11%	498,650	18.32%	248,996	0.11%	497,992	18.26%	(329)	-0.13%	(658)	-0.13%
Rupiah (IDR)	218,505	87.64%	437,010	87.64%	218,528	87.76%	437,056	87.76%	23	0.01%	46	0.01%
Valas (Foreign Exchange)	30,820	12.36%	61,640	12.36%	30,468	12.24%	60,936	12.24%	(352)	-1.14%	(704)	-1.14%
Total	229,315,700	100.00%	2,721,368	100.00%	231,101,840	100.00%	2,727,444	100.00%	1,786,140	0.78%	6,076	0.22%
Rupiah (IDR)	228,306,500	99.56%	2,540,808	93.37%	230,086,324	99.56%	2,548,150	93.43%	1,779,824	0.78%	7,342	0.29%
Valas (Foreign Exchange)	1,009,200	0.44%	180,560	6.63%	1,015,516	0.44%	179,294	6.57%	6,316	0.63%	(1,266)	-0.70%

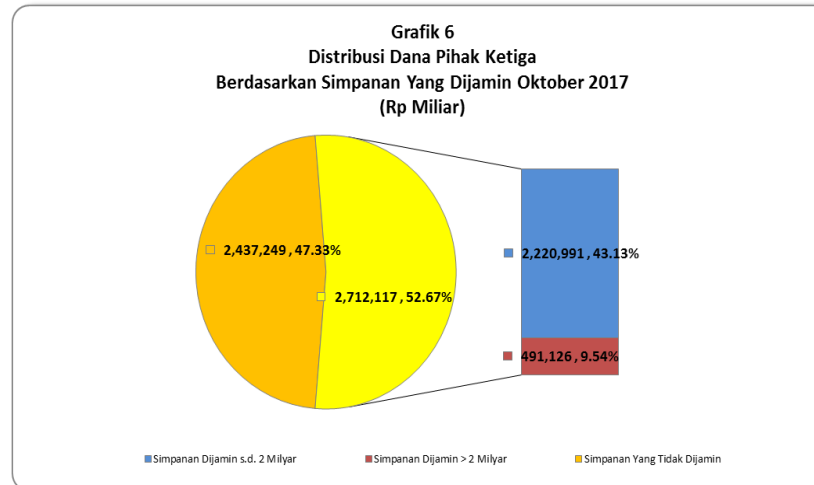
Keterangan: Prosentase simpanan pada masing-masing segmen nominal simpanan merupakan prosentase terhadap total simpanan



5.2. Dana Pihak Ketiga Berdasarkan Simpanan yang Dijamin dan Valuta

Tabel 12												
DPK berdasarkan Simpanan yang Dijamin dan Valuta (Third Party-Fund by Insured Deposits and Foreign Exchange) (Rp Miliar/Billion IDR)												
Nominal Simpanan (Nominal of Deposits)	September-17				Oktober-17				Δ			
	Rekening (Account)	%	Nominal (Nominal)	%	Rekening (Account)	%	Nominal (Nominal)	%	Δ Rekening (Δ Account)	%	Δ Nominal (Δ Nominal)	%
N ≤ 2 M	229,043,273	99.89%	2,214,358	81.82%	230,829,639	99.89%	2,220,991	81.89%	1,786,366	0.78%	6,633	0.30%
Rupiah (IDR)	228,065,171	99.57%	2,095,528	94.63%	229,844,869	99.57%	2,102,720	94.67%	1,779,698	0.78%	7,192	0.34%
Valas (Foreign Exchange)	978,102	0.43%	118,830	5.37%	984,770	0.43%	118,271	5.33%	6,668	0.68%	(559)	-0.47%
N > 2 M	245,987	0.11%	491,974	18.18%	245,563	0.11%	491,126	18.11%	(424)	-0.17%	(848)	-0.17%
Rupiah (IDR)	215,362	87.55%	430,724	87.55%	215,287	87.67%	430,574	87.67%	(75)	-0.03%	(150)	-0.03%
Valas (Foreign Exchange)	30,625	12.45%	61,250	12.45%	30,276	12.33%	60,552	12.33%	(349)	-1.14%	(698)	-1.14%
Total	229,289,260	100.00%	2,706,332	100.00%	231,075,202	100.00%	2,712,117	100.00%	1,785,942	0.78%	5,785	0.21%
Rupiah (IDR)	228,280,533	99.56%	2,526,252	93.35%	230,060,156	99.56%	2,533,294	93.41%	1,779,623	0.78%	7,042	0.28%
Valas (Foreign Exchange)	1,008,727	0.44%	180,080	6.65%	1,015,046	0.44%	178,823	6.59%	6,319	0.63%	(1,257)	-0.70%

Keterangan: Prosentase simpanan pada masing-masing segmen nominal simpanan merupakan prosentase terhadap total simpanan



5.3. Simpanan dari Bank Lain Berdasarkan Simpanan yang Dijamin dan Valuta

Tabel 13												
Simpanan Dari Bank Lain Berdasarkan Simpanan Yang Dijamin dan Valuta (Funds From Other Banks by Insured Deposits and Foreign Exchange) (Rp Miliar/Billion IDR)												
Nominal Simpanan (Nominal of Deposits)	September-17				Oktober-17				Δ			
	Rekening (Account)	%	Nominal (Nominal)	%	Rekening (Account)	%	Nominal (Nominal)	%	Δ Rekening (Δ Account)	%	Δ Nominal (Δ Nominal)	%
N ≤ 2 M	23,102	87.38%	8,360	55.60%	23,205	87.11%	8,461	55.20%	103	0.45%	101	1.21%
Rupiah (IDR)	22,824	98.80%	8,270	98.93%	22,927	98.80%	8,374	98.97%	103	0.45%	104	1.26%
Valas (Foreign Exchange)	278	1.20%	90	1.07%	278	1.20%	87	1.03%	0	0.00%	(3)	-2.79%
N > 2 M	3,338	12.62%	6,676	44.40%	3,433	12.89%	6,866	44.80%	95	2.85%	190	2.85%
Rupiah (IDR)	3,143	94.16%	6,286	94.16%	3,241	94.41%	6,482	94.41%	98	3.12%	196	3.12%
Valas (Foreign Exchange)	195	5.84%	390	5.84%	192	5.59%	384	5.59%	(3)	-1.54%	(6)	-1.54%
Total	26,440	100.00%	15,036	100.00%	26,638	100.00%	15,327	100.00%	198	0.75%	291	1.94%
Rupiah (IDR)	25,967	98.21%	14,556	96.81%	26,168	98.24%	14,856	96.93%	201	0.77%	300	2.06%
Valas (Foreign Exchange)	473	1.79%	480	3.19%	470	1.76%	471	3.07%	(3)	-0.63%	(9)	-1.77%

Keterangan: Prosentase simpanan pada masing-masing segmen nominal simpanan merupakan prosentase terhadap total simpanan

