



LEMBAGA  
PENJAMIN  
SIMPANAN

Indonesia  
Deposit  
Insurance  
Corporation

# Distribusi Simpanan Bank Umum

**Januari 2016**

## DAFTAR ISI

Keterangan		2
I. Pertumbuhan Total Simpanan dan Jumlah Rekening pada Bank Umum		3
Total Simpanan dan Jumlah Rekening	Tabel 1	3
Pertumbuhan Total Simpanan dan Jumlah Rekening	Grafik 1	3
Tabel Pertumbuhan Simpanan dan Jumlah Rekening Year on Year	Tabel 1.1	4
II. Distribusi Simpanan Berdasarkan Jenis Simpanan dan Valuta		4
Total Simpanan Berdasarkan Jenis Simpanan dan Valuta	Tabel 2	5
Distribusi Total Simpanan Berdasarkan Jenis Simpanan	Grafik 2a	6
Distribusi Total Rekening Berdasarkan Jenis Simpanan	Grafik 2b	6
DPK Berdasarkan Jenis Simpanan dan Valuta	Tabel 3	7
Distribusi Nominal DPK berdasarkan Jenis Simpanan	Grafik 3a	8
Distribusi Rekening DPK berdasarkan Jenis Simpanan	Grafik 3b	8
Simpanan Dari Bank Lain Berdasarkan Jenis Simpanan dan Valuta	Tabel 4	9
Distribusi Nominal Simpanan dari Bank Lain berdasarkan Jenis Simpanan	Grafik 4a	10
Distribusi Rekening Simpanan dari Bank Lain berdasarkan Jenis Simpanan	Grafik 4b	10
III. Distribusi Simpanan Berdasarkan Segmen Nominal Simpanan		11
Total Simpanan Berdasarkan Segmen Nominal dan Valuta	Tabel 5	11
DPK Berdasarkan segmen Nominal dan Valuta	Tabel 6	12
Simpanan dari Bank Lain berdasarkan segmen Nominal dan Valuta	Tabel 7	13
IV. Distribusi Simpanan Berdasarkan Besaran Nilai Simpanan yang Dijamin dan Valuta		14
Total Simpanan berdasarkan Besaran Nilai Simpanan yang Dijamin dan Valuta	Tabel 8	14
DPK berdasarkan Besaran Nilai Simpanan yang Dijamin dan Valuta	Tabel 9	15
Simpanan dari Bank Lain berdasarkan Besaran Nilai Simpanan yang Dijamin dan Valuta	Tabel 10	16
V. Distribusi Simpanan Yang Dijamin dan Valuta		17
Total Simpanan berdasarkan Simpanan yang Dijamin dan Valuta	Tabel 11	17
DPK berdasarkan Simpanan yang Dijamin dan Valuta	Tabel 12	18
Simpanan dari Bank Lain berdasarkan Simpanan yang Dijamin dan Valuta	Tabel 13	19
Distribusi Total Simpanan berdasarkan Simpanan yang Dijamin	Grafik 5	17
Distribusi DPK berdasarkan Simpanan yang Dijamin dan Valuta	Grafik 6	18
Distribusi Simpanan dari Bank Lain berdasarkan Simpanan yang Dijamin dan Valuta	Grafik 7	19

## KETERANGAN

### Sumber Data

Data yang digunakan bersumber dari Laporan Posisi Simpanan yang disampaikan oleh bank umum kepada Lembaga Penjamin Simpanan.

Jumlah bank umum:

- a. Bank Umum Konvensional : 106
- b. Bank Umum Syariah : 12

### Definisi

*Simpanan* meliputi Dana Pihak Ketiga dan simpanan dari bank lain.

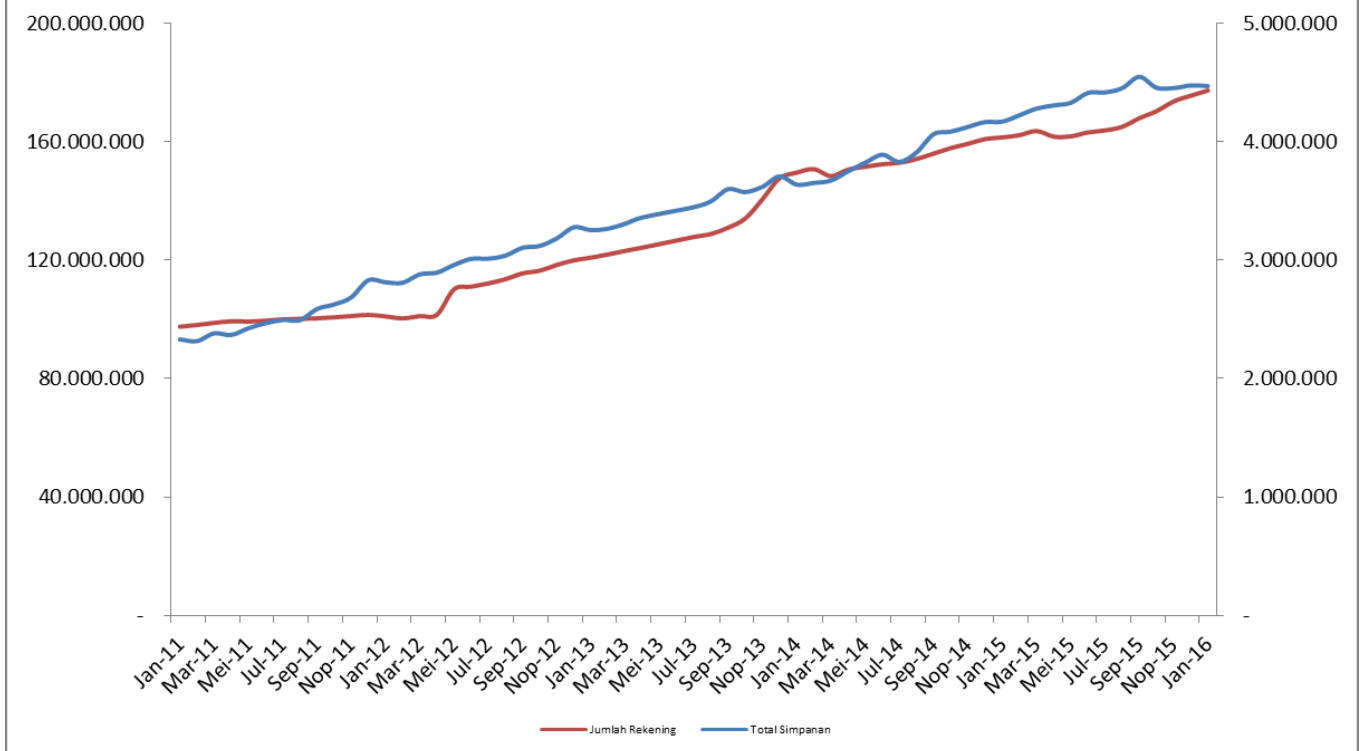
*Simpanan Yang Dijamin* meliputi: a. seluruh simpanan yang nominalnya  $\leq$  Rp2 Miliar; b. proporsi simpanan yang dijamin (Rp2 Miliar) dari seluruh simpanan dengan nominal di atas Rp2 Miliar.

*Besaran Nilai Simpanan Yang Dijamin* adalah Rp2 Milyar per nasabah per bank sebagaimana diatur dalam Peraturan Pemerintah No. 66 Tahun 2008.

# I. PERTUMBUHAN TOTAL SIMPANAN DAN JUMLAH REKENING PADA BANK UMUM

Tabel 1										
Total Simpanan dan Jumlah Rekening										
Bulan	2012		2013		2014		2015		2016	
	Rekening	Nominal (Rp Miliar)	Rekening	Nominal (Rp Miliar)	Rekening	Nominal (Rp Miliar)	Rekening	Nominal (Rp Miliar)	Rekening	Nominal (Rp Miliar)
Januari	100.995.991	2.812.389	120.846.777	3.253.000	149.530.751	3.637.382	161.428.538	4.168.841	177.136.780	4.468.860
Februari	100.339.507	2.809.349	121.930.266	3.265.247	150.736.550	3.651.574	162.168.106	4.222.482		
Maret	101.097.601	2.879.534	123.124.821	3.307.495	148.368.994	3.671.553	163.591.483	4.279.063		
April	101.531.209	2.894.013	124.229.263	3.360.138	150.569.713	3.749.915	161.703.787	4.305.689		
Mei	110.120.237	2.958.972	125.424.329	3.399.580	151.524.434	3.822.525	161.794.457	4.327.966		
Juni	111.011.366	3.010.181	126.795.614	3.434.159	152.378.966	3.889.318	163.120.385	4.411.687		
Juli	112.124.718	3.011.850	127.809.412	3.447.375	152.859.205	3.828.767	163.802.232	4.415.367		
Agustus	113.534.001	3.037.803	128.817.609	3.496.756	154.140.288	3.910.281	165.008.829	4.451.403		
September	115.525.552	3.104.251	130.943.737	3.599.133	155.974.513	4.062.918	167.924.825	4.546.948		
Oktober	116.426.607	3.119.552	134.082.846	3.574.573	157.829.886	4.084.023	170.285.831	4.454.912		
Nopember	118.364.092	3.182.867	140.527.064	3.617.855	159.273.484	4.124.111	173.560.667	4.452.224		
Desember	119.917.930	3.277.154	147.626.510	3.706.609	160.867.462	4.165.300	175.994.476	4.473.772		

**Grafik 1**  
**Pertumbuhan Total Simpanan dan Jumlah Rekening**



Tabel 1.1						
Pertumbuhan Total Simpanan dan Jumlah Rekening						
Year On Year						
Tahun	Rekening	Nominal (Rp Miliar)	Rekening		Nominal	
			$\Delta$	% $\Delta$	$\Delta$ (Rp Milyar)	% $\Delta$
2012	119.917.930	3.277.154	18.414.366	18,14%	446.832	15,79%
2013	147.626.510	3.706.609	27.708.580	23,11%	429.455	13,10%
2014	160.867.462	4.165.300	13.240.952	8,97%	458.691	12,37%
2015	175.994.476	4.473.772	15.127.014	9,40%	308.472	7,41%
2016*)	177.136.780	4.468.860	1.142.304	0,65%	(4.912)	-0,11%

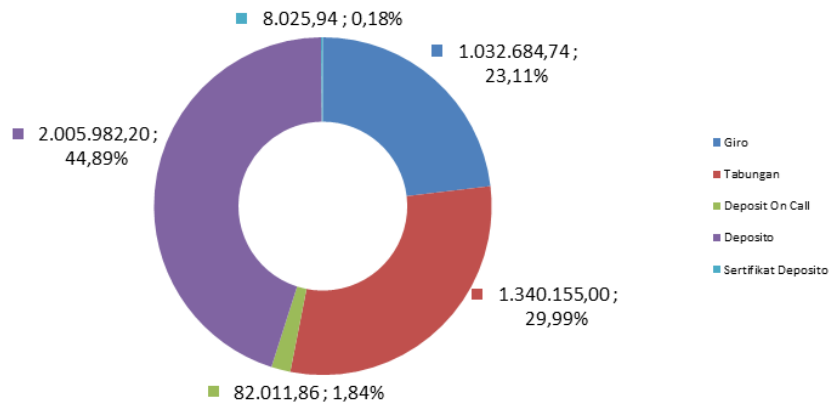
\*) Data sampai dengan Januari 2016

## II. DISTRIBUSI SIMPANAN BERDASARKAN JENIS SIMPANAN

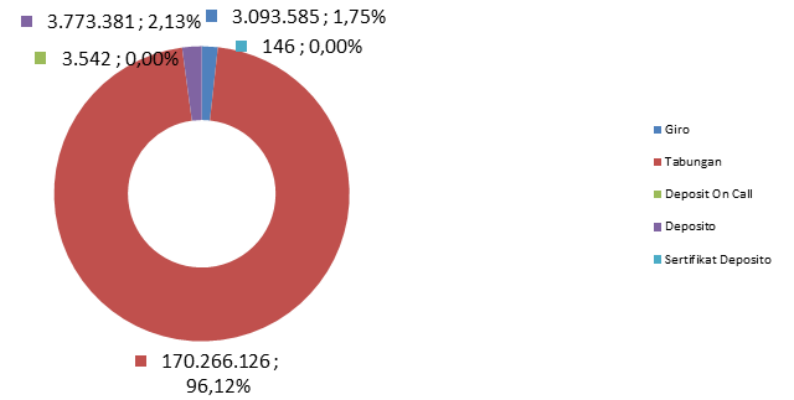
Tabel 2 Total Simpanan Berdasarkan Jenis Simpanan dan Valuta												
Jenis Simpanan	Des-15				Jan-16				Δ			
	Rekening	%	Nominal (Rp Miliar)	%	Rekening	%	Nominal (Rp Miliar)	%	Δ Rekening	%	Δ Nominal (Rp Miliar)	%
<b>Giro</b>	<b>3.068.136</b>	<b>1,74%</b>	<b>1.016.636</b>	<b>22,72%</b>	<b>3.093.585</b>	<b>1,75%</b>	<b>1.032.685</b>	<b>23,11%</b>	<b>25.449</b>	<b>0,83%</b>	<b>16.049</b>	<b>1,58%</b>
Rupiah	2.857.923	93,15%	689.014	67,77%	2.884.590	93,24%	713.532	69,09%	26.667	0,93%	24.518	3,56%
Valas	210.213	6,85%	327.621	32,23%	208.995	6,76%	319.153	30,91%	(1.218)	-0,58%	(8.468)	-2,58%
<b>Tabungan</b>	<b>169.182.246</b>	<b>96,13%</b>	<b>1.399.047</b>	<b>31,27%</b>	<b>170.266.126</b>	<b>96,12%</b>	<b>1.340.155</b>	<b>29,99%</b>	<b>1.083.880</b>	<b>0,64%</b>	<b>(58.892)</b>	<b>-4,21%</b>
Rupiah	168.457.770	99,57%	1.279.093	91,43%	169.541.852	99,57%	1.222.724	91,24%	1.084.082	0,64%	(56.369)	-4,41%
Valas	724.476	0,43%	119.954	8,57%	724.274	0,43%	117.431	8,76%	(202)	-0,03%	(2.523)	-2,10%
<b>Deposit on Call</b>	<b>5.480</b>	<b>0,00%</b>	<b>79.152</b>	<b>1,77%</b>	<b>3.542</b>	<b>0,00%</b>	<b>82.012</b>	<b>1,84%</b>	<b>(1.938)</b>	<b>-35,36%</b>	<b>2.859</b>	<b>3,61%</b>
Rupiah	5.069	92,50%	66.613	84,16%	3.206	90,51%	71.174	86,78%	(1.863)	-36,75%	4.561	6,85%
Valas	411	7,50%	12.540	15,84%	336	9,49%	10.838	13,22%	(75)	-18,25%	(1.702)	-13,57%
<b>Deposito</b>	<b>3.738.352</b>	<b>2,12%</b>	<b>1.970.364</b>	<b>44,04%</b>	<b>3.773.381</b>	<b>2,13%</b>	<b>2.005.982</b>	<b>44,89%</b>	<b>35.029</b>	<b>0,94%</b>	<b>35.618</b>	<b>1,81%</b>
Rupiah	3.578.701	95,73%	1.679.665	85,25%	3.615.569	95,82%	1.717.082	85,60%	36.868	1,03%	37.416	2,23%
Valas	159.651	4,27%	290.699	14,75%	157.812	4,18%	288.900	14,40%	(1.839)	-1,15%	(1.798)	-0,62%
<b>Sertifikat Deposito</b>	<b>262</b>	<b>0,00%</b>	<b>8.573</b>	<b>0,19%</b>	<b>146</b>	<b>0,00%</b>	<b>8.026</b>	<b>0,18%</b>	<b>(116)</b>	<b>-44,27%</b>	<b>(547)</b>	<b>-6,38%</b>
Rupiah	262	0,00%	8.573	100,00%	146	0,00%	8.026	100,00%	(116)	-44,27%	(547)	-6,38%
Valas	-	0,00%	-	0,00%	-	0,00%	-	0,00%	0	0,00%	0	0,00%
<b>Total</b>	<b>175.994.476</b>	<b>100,00%</b>	<b>4.473.772</b>	<b>100,00%</b>	<b>177.136.780</b>	<b>100,00%</b>	<b>4.468.860</b>	<b>100,00%</b>	<b>1.142.304</b>	<b>0,65%</b>	<b>(4.912)</b>	<b>-0,11%</b>
Rupiah	174.899.725	99,38%	3.722.958	83,22%	176.045.363	99,38%	3.732.538	83,52%	1.145.638	0,66%	9.580	0,26%
Valas	1.094.751	0,62%	750.814	16,78%	1.091.417	0,62%	736.322	16,48%	(3.334)	-0,30%	(14.492)	-1,93%

Keterangan: Prosentase simpanan pada masing-masing jenis simpanan merupakan prosentase terhadap total simpanan

**Grafik 2a**  
**Distribusi Total Simpanan Berdasarkan Jenis Simpanan**



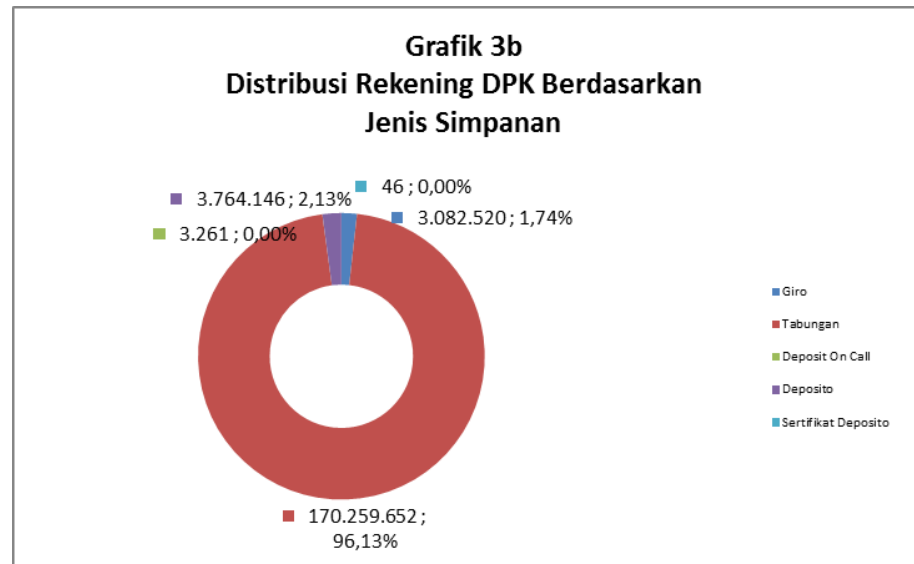
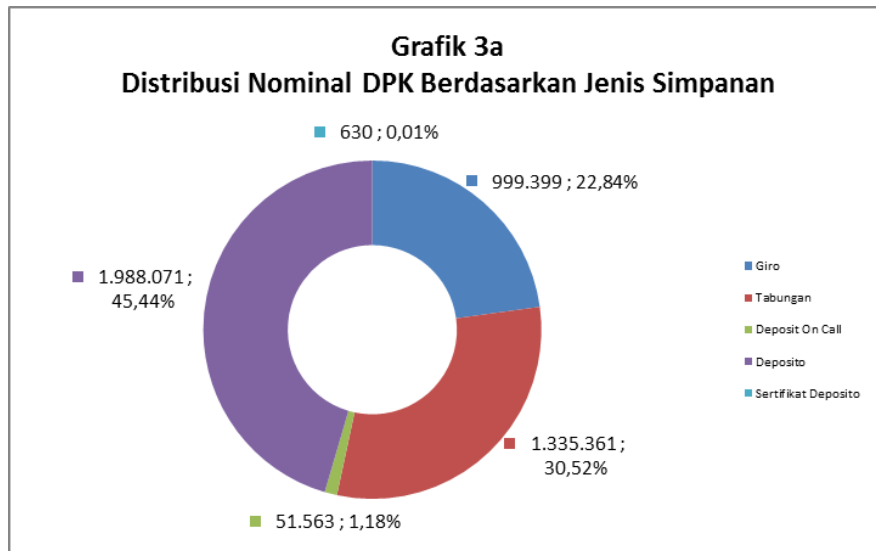
**Grafik 2b**  
**Distribusi Jumlah Rekening Berdasarkan Jenis Simpanan**



Tabel 3												
DPK Berdasarkan Jenis Simpanan dan Valuta												
Jenis Simpanan	Des-15				Jan-16				Δ			
	Rekening	%	Nominal (Rp Miliar)	%	Rekening	%	Nominal (Rp Miliar)	%	Δ Rekening	%	Δ Nominal (Rp Miliar)	%
<b>Giro</b>	<b>3.057.044</b>	<b>1,74%</b>	<b>983.272</b>	<b>22,34%</b>	<b>3.082.520</b>	<b>1,74%</b>	<b>999.399</b>	<b>22,84%</b>	<b>25.476</b>	<b>0,83%</b>	<b>16.127</b>	<b>1,64%</b>
Rupiah	2.847.262	93,14%	667.113	67,85%	2.873.950	93,23%	692.523	69,29%	26.688	0,94%	25.410	3,81%
Valas	209.782	6,86%	316.159	32,15%	208.570	6,77%	306.876	30,71%	(1.212)	-0,58%	(9.283)	-2,94%
<b>Tabungan</b>	<b>169.175.850</b>	<b>96,14%</b>	<b>1.394.404</b>	<b>31,68%</b>	<b>170.259.652</b>	<b>96,13%</b>	<b>1.335.361</b>	<b>30,52%</b>	<b>1.083.802</b>	<b>0,64%</b>	<b>(59.043)</b>	<b>-4,23%</b>
Rupiah	168.451.389	99,57%	1.274.543	91,40%	169.535.392	99,57%	1.218.036	91,21%	1.084.003	0,64%	(56.507)	-4,43%
Valas	724.461	0,43%	119.861	8,60%	724.260	0,43%	117.325	8,79%	(201)	-0,03%	(2.536)	-2,12%
<b>Deposit on Call</b>	<b>5.355</b>	<b>0,00%</b>	<b>69.892</b>	<b>1,59%</b>	<b>3.261</b>	<b>0,00%</b>	<b>51.563</b>	<b>1,18%</b>	<b>(2.094)</b>	<b>-39,10%</b>	<b>(18.330)</b>	<b>-26,23%</b>
Rupiah	4.948	92,40%	57.759	82,64%	2.925	89,70%	40.725	78,98%	(2.023)	-40,89%	(17.035)	-29,49%
Valas	407	7,60%	12.133	17,36%	336	10,30%	10.838	21,02%	(71)	-17,44%	(1.295)	-10,68%
<b>Deposito</b>	<b>3.729.539</b>	<b>2,12%</b>	<b>1.953.956</b>	<b>44,39%</b>	<b>3.764.146</b>	<b>2,13%</b>	<b>1.988.071</b>	<b>45,44%</b>	<b>34.607</b>	<b>0,93%</b>	<b>34.115</b>	<b>1,75%</b>
Rupiah	3.569.902	95,72%	1.664.833	85,20%	3.606.346	95,81%	1.700.697	85,55%	36.444	1,02%	35.864	2,15%
Valas	159.637	4,28%	289.123	14,80%	157.800	4,19%	287.374	14,45%	(1.837)	-1,15%	(1.749)	-0,60%
<b>Sertifikat Deposito</b>	<b>149</b>	<b>0,00%</b>	<b>678</b>	<b>0,02%</b>	<b>46</b>	<b>0,00%</b>	<b>630</b>	<b>0,01%</b>	<b>(103)</b>	<b>-69,13%</b>	<b>(47)</b>	<b>-6,97%</b>
Rupiah	149	100,00%	678	100,00%	46	100,00%	630	100,00%	(103)	-69,13%	(47)	-6,97%
Valas	-	0,00%	-	0,00%	-	0,00%	-	0,00%	0	0,00%	0	0,00%
<b>Total</b>	<b>175.967.937</b>	<b>100,00%</b>	<b>4.402.202</b>	<b>100,00%</b>	<b>177.109.625</b>	<b>100,00%</b>	<b>4.375.023</b>	<b>100,00%</b>	<b>1.141.688</b>	<b>0,65%</b>	<b>(27.178)</b>	<b>-0,62%</b>
Rupiah	174.873.650	99,38%	3.664.925	83,25%	176.018.659	99,38%	3.652.610	83,49%	1.145.009	0,65%	(12.315)	-0,34%
Valas	1.094.287	0,62%	737.276	16,75%	1.090.966	0,62%	722.413	16,51%	(3.321)	-0,30%	(14.863)	-2,02%

Keterangan: Prosentase simpanan pada masing-masing jenis simpanan merupakan prosentase terhadap total simpanan

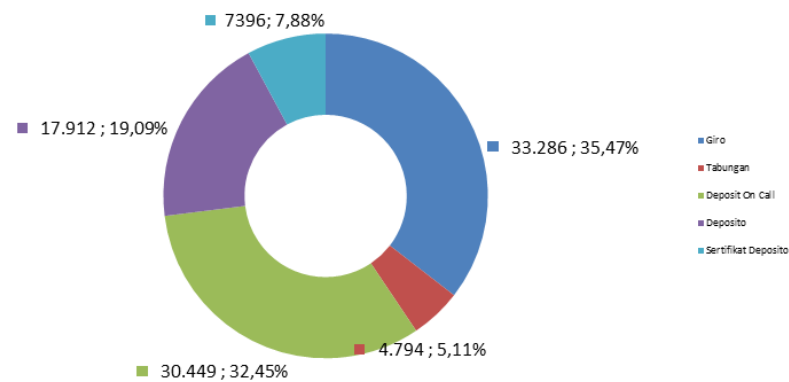




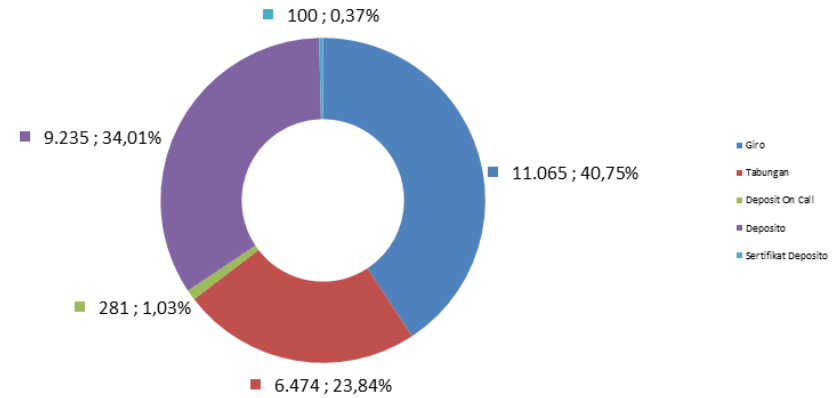
Tabel 4												
Simpanan Dari Bank Lain Berdasarkan Jenis Simpanan dan Valuta												
Jenis Simpanan	Des-15				Jan-16				Δ			
	Rekening	%	Nominal (Rp Miliar)	%	Rekening	%	Nominal (Rp Miliar)	%	Δ Rekening	%	Δ Nominal (Rp Miliar)	%
<b>Giro</b>	<b>11.092</b>	<b>41,80%</b>	<b>33.364</b>	<b>46,62%</b>	<b>11.065</b>	<b>40,75%</b>	<b>33.286</b>	<b>35,47%</b>	<b>(27)</b>	<b>-0,24%</b>	<b>(78)</b>	<b>-0,23%</b>
Rupiah	10.661	96,11%	21.902	65,64%	10.640	96,16%	21.009	63,12%	(21)	-0,20%	(893)	-4,08%
Valas	431	3,89%	11.462	34,36%	425	3,84%	12.277	36,88%	(6)	-1,39%	815	7,11%
<b>Tabungan</b>	<b>6.396</b>	<b>24,10%</b>	<b>4.643</b>	<b>6,49%</b>	<b>6.474</b>	<b>23,84%</b>	<b>4.794</b>	<b>5,11%</b>	<b>78</b>	<b>1,22%</b>	<b>151</b>	<b>3,25%</b>
Rupiah	6.381	99,77%	4.550	97,99%	6.460	99,78%	4.688	97,79%	79	1,24%	138	3,04%
Valas	15	0,23%	93	2,01%	14	0,22%	106	2,21%	(1)	-6,67%	13	13,75%
<b>Deposit on Call</b>	<b>125</b>	<b>0,47%</b>	<b>9.260</b>	<b>12,94%</b>	<b>281</b>	<b>1,03%</b>	<b>30.449</b>	<b>32,45%</b>	<b>156</b>	<b>124,80%</b>	<b>21.189</b>	<b>228,82%</b>
Rupiah	121	96,80%	8.853	95,61%	281	100,00%	30.449	100,00%	160	132,23%	21.596	243,93%
Valas	4	3,20%	407	4,39%	-	0,00%	-	0,00%	(4)	-2,56%	(407)	-1,92%
<b>Deposito</b>	<b>8.813</b>	<b>33,21%</b>	<b>16.408</b>	<b>22,93%</b>	<b>9.235</b>	<b>34,01%</b>	<b>17.912</b>	<b>19,09%</b>	<b>422</b>	<b>4,79%</b>	<b>1.503</b>	<b>9,16%</b>
Rupiah	8.799	99,84%	14.833	90,40%	9.223	99,87%	16.385	91,48%	424	4,82%	1.553	10,47%
Valas	14	0,16%	1.576	9,60%	12	0,13%	1.526	8,52%	(2)	-14,29%	(49)	-3,13%
<b>Sertifikat Deposito</b>	<b>113</b>	<b>0,43%</b>	<b>7.895</b>	<b>11,03%</b>	<b>100</b>	<b>0,37%</b>	<b>7.396</b>	<b>7,88%</b>	<b>(13)</b>	<b>-0,01%</b>	<b>(499)</b>	<b>-6,33%</b>
Rupiah	113	0,00%	7.895	0,00%	100	100,00%	7.396	0,00%	(13)	0,00%	(499)	-6,33%
Valas	-	0,00%	-	0,00%	-	0,00%	-	0,00%	0	0,00%	0	0,00%
<b>Total</b>	<b>26.539</b>	<b>100,00%</b>	<b>71.570</b>	<b>100,00%</b>	<b>27.155</b>	<b>100,00%</b>	<b>93.837</b>	<b>100,00%</b>	<b>616</b>	<b>2,32%</b>	<b>22.266</b>	<b>31,11%</b>
Rupiah	26.075	98,25%	58.033	81,08%	26.704	98,34%	79.927	85,18%	629	2,41%	21.895	37,73%
Valas	464	1,75%	13.538	18,92%	451	1,66%	13.909	14,82%	(13)	-2,80%	371	2,74%

Keterangan: Prosentase simpanan pada masing-masing jenis simpanan merupakan prosentase terhadap total simpanan

**Grafik 4a**  
**Distribusi Nominal Simpanan dari Bank Lain**  
**Berdasarkan Jenis Simpanan**



**Grafik 4b**  
**Distribusi Rekening Simpanan dari Bank Lain**  
**Berdasarkan Jenis Simpanan**



### III. DISTRIBUSI SIMPANAN BERDASARKAN SEGMENT NOMINAL SIMPANAN

Tabel 5 Total Simpanan Berdasarkan Segmen Nominal dan Valuta												
Nominal Simpanan	Des-15				Jan-16				Δ			
	Rekening	%	Nominal (Rp Miliar)	%	Rekening	%	Nominal (Rp Miliar)	%	Δ Rekening	%	Δ Nominal (Rp Miliar)	%
N ≤ 100 Jt	<b>171.979.078</b>	<b>97,72%</b>	<b>668.156</b>	<b>14,93%</b>	<b>173.188.236</b>	<b>97,77%</b>	<b>648.680</b>	<b>14,52%</b>	<b>1.209.158</b>	<b>0,70%</b>	<b>(19.476)</b>	<b>-2,91%</b>
Rupiah	171.202.503	99,55%	653.932	97,87%	172.412.288	99,55%	634.412	97,80%	1.209.785	0,71%	(19.520)	-2,99%
Valas	776.575	0,45%	14.224	2,13%	775.948	0,45%	14.268	2,20%	(627)	-0,08%	44	0,31%
100 Jt < N ≤ 200 Jt	<b>1.809.429</b>	<b>1,03%</b>	<b>253.976</b>	<b>5,68%</b>	<b>1.783.284</b>	<b>1,01%</b>	<b>250.531</b>	<b>5,61%</b>	<b>(26.145)</b>	<b>-1,44%</b>	<b>(3.445)</b>	<b>-1,36%</b>
Rupiah	1.702.475	94,09%	238.852	94,05%	1.677.330	94,06%	235.463	93,99%	(25.145)	-1,48%	(3.389)	-1,42%
Valas	106.954	5,91%	15.124	5,95%	105.954	5,94%	15.068	6,01%	(1.000)	-0,93%	(56)	-0,37%
200 Jt < N ≤ 500 Jt	<b>1.221.577</b>	<b>0,69%</b>	<b>393.938</b>	<b>8,81%</b>	<b>1.203.123</b>	<b>0,68%</b>	<b>388.409</b>	<b>8,69%</b>	<b>(18.454)</b>	<b>-1,51%</b>	<b>(5.529)</b>	<b>-1,40%</b>
Rupiah	1.122.247	91,87%	362.556	92,03%	1.103.850	91,75%	356.965	91,90%	(18.397)	-1,64%	(5.591)	-1,54%
Valas	99.330	8,13%	31.382	7,97%	99.273	8,25%	31.445	8,10%	(57)	-0,06%	62	0,20%
500 Jt < N ≤ 1 M	<b>500.738</b>	<b>0,28%</b>	<b>369.847</b>	<b>8,27%</b>	<b>492.263</b>	<b>0,28%</b>	<b>365.078</b>	<b>8,17%</b>	<b>(8.475)</b>	<b>-1,69%</b>	<b>(4.768)</b>	<b>-1,29%</b>
Rupiah	452.816	90,43%	336.297	90,93%	444.703	90,34%	331.662	90,85%	(8.113)	-1,79%	(4.635)	-1,38%
Valas	47.922	9,57%	33.549	9,07%	47.560	9,66%	33.416	9,15%	(362)	-0,76%	(133)	-0,40%
1 M < N ≤ 2 M	<b>252.082</b>	<b>0,14%</b>	<b>359.355</b>	<b>8,03%</b>	<b>245.615</b>	<b>0,14%</b>	<b>351.360</b>	<b>7,86%</b>	<b>(6.467)</b>	<b>-2,57%</b>	<b>(7.995)</b>	<b>-2,22%</b>
Rupiah	222.889	88,42%	318.883	88,74%	217.114	88,40%	311.784	88,74%	(5.775)	-2,59%	(7.100)	-2,23%
Valas	29.193	11,58%	40.472	11,26%	28.501	11,60%	39.576	11,26%	(692)	-2,37%	(895)	-2,21%
2 M < N ≤ 5 M	<b>150.446</b>	<b>0,09%</b>	<b>467.865</b>	<b>10,46%</b>	<b>145.838</b>	<b>0,08%</b>	<b>454.266</b>	<b>10,17%</b>	<b>(4.608)</b>	<b>-3,06%</b>	<b>(13.599)</b>	<b>-2,91%</b>
Rupiah	131.831	87,63%	410.702	87,78%	127.557	87,46%	398.170	87,65%	(4.274)	-3,24%	(12.532)	-3,05%
Valas	18.615	12,37%	57.163	12,22%	18.281	12,54%	56.096	12,35%	(334)	-1,79%	(1.067)	-1,87%
N > 5 M	<b>81.126</b>	<b>0,05%</b>	<b>1.960.635</b>	<b>43,83%</b>	<b>78.421</b>	<b>0,04%</b>	<b>2.010.535</b>	<b>44,99%</b>	<b>(2.705)</b>	<b>-3,33%</b>	<b>49.900</b>	<b>2,55%</b>
Rupiah	64.964	80,08%	1.401.736	71,49%	62.521	79,72%	1.464.083	72,82%	(2.443)	-3,76%	62.347	4,45%
Valas	16.162	19,92%	558.899	28,51%	15.900	20,28%	546.452	27,18%	(262)	-1,62%	(12.447)	-2,23%
Total	<b>175.994.476</b>	<b>100,00%</b>	<b>4.473.772</b>	<b>100,00%</b>	<b>177.136.780</b>	<b>100,00%</b>	<b>4.468.860</b>	<b>100,00%</b>	<b>1.142.304</b>	<b>0,65%</b>	<b>(4.912)</b>	<b>-0,11%</b>
Rupiah	174.899.725	99,38%	3.722.958	83,22%	176.045.363	99,38%	3.732.538	83,52%	1.145.638	0,66%	9.580	0,26%
Valas	1.094.751	0,62%	750.814	16,78%	1.091.417	0,62%	736.322	16,48%	(3.334)	-0,30%	(14.492)	-1,93%

Keterangan: Prosentase simpanan pada masing-masing segmen nominal simpanan merupakan prosentase terhadap total simpanan

Tabel 6												
DPK Berdasarkan Segmen Nominal dan Valuta												
Nominal Simpanan	Des-15				Jan-16				Δ			
	Rekening	%	Nominal (Rp Miliar)	%	Rekening	%	Nominal (Rp Miliar)	%	Δ Rekening	%	Δ Nominal (Rp Miliar)	%
<b>N ≤ 100 Jt</b>	<b>171.967.411</b>	<b>97,73%</b>	<b>667.792</b>	<b>15,17%</b>	<b>173.176.533</b>	<b>97,78%</b>	<b>648.388</b>	<b>14,82%</b>	<b>1.209.122</b>	<b>0,70%</b>	<b>(19.404)</b>	<b>-2,91%</b>
Rupiah	171.190.990	99,55%	653.571	97,87%	172.400.725	99,55%	634.122	97,80%	1.209.735	0,71%	(19.448)	-2,98%
Valas	776.421	0,45%	14.221	2,13%	775.808	0,45%	14.266	2,20%	(613)	-0,08%	44	0,31%
<b>100 Jt &lt; N ≤ 200 Jt</b>	<b>1.806.713</b>	<b>1,03%</b>	<b>253.569</b>	<b>5,76%</b>	<b>1.780.531</b>	<b>1,01%</b>	<b>250.123</b>	<b>5,72%</b>	<b>(26.182)</b>	<b>-1,45%</b>	<b>(3.446)</b>	<b>-1,36%</b>
Rupiah	1.699.787	94,08%	238.449	94,04%	1.674.609	94,05%	235.059	93,98%	(25.178)	-1,48%	(3.389)	-1,42%
Valas	106.926	5,92%	15.120	5,96%	105.922	5,95%	15.064	6,02%	(1.004)	-0,94%	(56)	-0,37%
<b>200 Jt &lt; N ≤ 500 Jt</b>	<b>1.217.492</b>	<b>0,69%</b>	<b>392.471</b>	<b>8,92%</b>	<b>1.198.911</b>	<b>0,68%</b>	<b>386.895</b>	<b>8,84%</b>	<b>(18.581)</b>	<b>-1,53%</b>	<b>(5.576)</b>	<b>-1,42%</b>
Rupiah	1.118.198	91,84%	361.099	92,01%	1.099.670	91,72%	355.461	91,88%	(18.528)	-1,66%	(5.639)	-1,56%
Valas	99.294	8,16%	31.372	7,99%	99.241	8,28%	31.434	8,12%	(53)	-0,05%	63	0,20%
<b>500 Jt &lt; N ≤ 1 M</b>	<b>497.317</b>	<b>0,28%</b>	<b>366.986</b>	<b>8,34%</b>	<b>488.710</b>	<b>0,28%</b>	<b>362.073</b>	<b>8,28%</b>	<b>(8.607)</b>	<b>-1,73%</b>	<b>(4.913)</b>	<b>-1,34%</b>
Rupiah	449.418	90,37%	333.453	90,86%	441.177	90,27%	328.677	90,78%	(8.241)	-1,83%	(4.776)	-1,43%
Valas	47.899	9,63%	33.533	9,14%	47.533	9,73%	33.396	9,22%	(366)	-0,76%	(137)	-0,41%
<b>1 M &lt; N ≤ 2 M</b>	<b>250.219</b>	<b>0,14%</b>	<b>356.565</b>	<b>8,10%</b>	<b>243.656</b>	<b>0,14%</b>	<b>348.403</b>	<b>7,96%</b>	<b>(6.563)</b>	<b>-2,62%</b>	<b>(8.162)</b>	<b>-2,29%</b>
Rupiah	221.059	88,35%	316.138	88,66%	215.189	88,32%	308.870	88,65%	(5.870)	-2,66%	(7.268)	-2,30%
Valas	29.160	11,65%	40.427	11,34%	28.467	11,68%	39.533	11,35%	(693)	-2,38%	(894)	-2,21%
<b>2 M &lt; N ≤ 5 M</b>	<b>148.957</b>	<b>0,08%</b>	<b>462.929</b>	<b>10,52%</b>	<b>144.300</b>	<b>0,08%</b>	<b>449.117</b>	<b>10,27%</b>	<b>(4.657)</b>	<b>-3,13%</b>	<b>(13.812)</b>	<b>-2,98%</b>
Rupiah	130.374	87,52%	405.881	87,68%	126.061	87,36%	393.153	87,54%	(4.313)	-3,31%	(12.728)	-3,14%
Valas	18.583	12,48%	57.048	12,32%	18.239	12,64%	55.965	12,46%	(344)	-1,85%	(1.083)	-1,90%
<b>N &gt; 5 M</b>	<b>79.828</b>	<b>0,05%</b>	<b>1.901.890</b>	<b>43,20%</b>	<b>76.984</b>	<b>0,04%</b>	<b>1.930.024</b>	<b>44,11%</b>	<b>(2.844)</b>	<b>-3,56%</b>	<b>28.134</b>	<b>1,48%</b>
Rupiah	63.824	79,95%	1.356.335	71,32%	61.228	79,53%	1.397.269	72,40%	(2.596)	-4,07%	40.934	3,02%
Valas	16.004	20,05%	545.555	28,68%	15.756	20,47%	532.755	27,60%	(248)	-1,55%	(12.800)	-2,35%
<b>Total</b>	<b>175.967.937</b>	<b>100,00%</b>	<b>4.402.202</b>	<b>100,00%</b>	<b>177.109.625</b>	<b>100,00%</b>	<b>4.375.023</b>	<b>100,00%</b>	<b>1.141.688</b>	<b>0,65%</b>	<b>(27.178)</b>	<b>-0,62%</b>
Rupiah	174.873.650	99,38%	3.664.925	83,25%	176.018.659	99,38%	3.652.610	83,49%	1.145.009	0,65%	(12.315)	-0,34%
Valas	1.094.287	0,62%	737.276	16,75%	1.090.966	0,62%	722.413	16,51%	(3.321)	-0,30%	(14.863)	-2,02%

Keterangan: Prosentase simpanan pada masing-masing segmen nominal simpanan merupakan prosentase terhadap total simpanan

Tabel 7												
Simpanan Dari Bank Lain Berdasarkan Segmen Nominal dan Valuta												
Nominal Simpanan	Des-15				Jan-16				Δ			
	Rekening	%	Nominal (Rp Miliar)	%	Rekening	%	Nominal (Rp Miliar)	%	Δ Rekening	%	Δ Nominal (Rp Miliar)	%
<b>N ≤ 100 Jt</b>	<b>11.667</b>	<b>43,96%</b>	<b>364</b>	<b>0,51%</b>	<b>11.703</b>	<b>43,10%</b>	<b>292</b>	<b>0,31%</b>	<b>36</b>	<b>0,31%</b>	<b>(72)</b>	<b>-19,80%</b>
Rupiah	11.513	98,68%	361	99,23%	11.563	98,80%	290	99,18%	50	0,43%	(72)	-19,85%
Valas	154	1,32%	3	0,77%	140	1,20%	2	0,82%	(14)	-9,09%	(0)	-14,05%
<b>100 Jt &lt; N ≤ 200 Jt</b>	<b>2.716</b>	<b>10,23%</b>	<b>407</b>	<b>0,57%</b>	<b>2.753</b>	<b>10,14%</b>	<b>409</b>	<b>0,44%</b>	<b>37</b>	<b>1,36%</b>	<b>1</b>	<b>0,26%</b>
Rupiah	2.688	98,97%	403	98,96%	2.721	98,84%	404	98,86%	33	1,23%	1	0,16%
Valas	28	1,03%	4	1,04%	32	1,16%	5	1,14%	4	14,29%	0	9,98%
<b>200 Jt &lt; N ≤ 500 Jt</b>	<b>4.085</b>	<b>15,39%</b>	<b>1.467</b>	<b>2,05%</b>	<b>4.212</b>	<b>15,51%</b>	<b>1.514</b>	<b>1,61%</b>	<b>127</b>	<b>3,11%</b>	<b>47</b>	<b>3,22%</b>
Rupiah	4.049	99,12%	1.457	99,29%	4.180	99,24%	1.504	99,33%	131	3,24%	47	3,25%
Valas	36	0,88%	10	0,71%	32	0,76%	10	0,67%	(4)	-11,11%	(0)	-2,29%
<b>500 Jt &lt; N ≤ 1 M</b>	<b>3.421</b>	<b>12,89%</b>	<b>2.861</b>	<b>4,00%</b>	<b>3.553</b>	<b>13,08%</b>	<b>3.006</b>	<b>3,20%</b>	<b>132</b>	<b>3,86%</b>	<b>145</b>	<b>5,07%</b>
Rupiah	3.398	99,33%	2.844	99,43%	3.526	99,24%	2.986	99,33%	128	3,77%	141	4,97%
Valas	23	0,67%	16	0,57%	27	0,76%	20	0,67%	4	17,39%	4	23,41%
<b>1 M &lt; N ≤ 2 M</b>	<b>1.863</b>	<b>7,02%</b>	<b>2.790</b>	<b>3,90%</b>	<b>1.959</b>	<b>7,21%</b>	<b>2.957</b>	<b>3,15%</b>	<b>96</b>	<b>5,15%</b>	<b>167</b>	<b>5,97%</b>
Rupiah	1.830	98,23%	2.746	98,40%	1.925	98,26%	2.914	98,54%	95	5,19%	168	6,12%
Valas	33	1,77%	45	1,60%	34	1,74%	43	1,46%	1	3,03%	(1)	-3,21%
<b>2 M &lt; N ≤ 5 M</b>	<b>1.489</b>	<b>5,61%</b>	<b>4.936</b>	<b>6,90%</b>	<b>1.538</b>	<b>5,66%</b>	<b>5.148</b>	<b>5,49%</b>	<b>49</b>	<b>3,29%</b>	<b>213</b>	<b>4,31%</b>
Rupiah	1.457	97,85%	4.821	97,67%	1.496	97,27%	5.017	97,45%	39	2,68%	196	4,07%
Valas	32	2,15%	115	2,33%	42	2,73%	131	2,55%	10	31,25%	16	14,29%
<b>N &gt; 5 M</b>	<b>1.298</b>	<b>4,89%</b>	<b>58.745</b>	<b>82,08%</b>	<b>1.437</b>	<b>5,29%</b>	<b>80.511</b>	<b>85,80%</b>	<b>139</b>	<b>10,71%</b>	<b>21.766</b>	<b>37,05%</b>
Rupiah	1.140	87,83%	45.401	77,28%	1.293	89,98%	66.814	82,99%	153	13,42%	21.413	47,16%
Valas	158	12,17%	13.344	22,72%	144	10,02%	13.697	17,01%	(14)	-8,86%	353	2,64%
<b>Total</b>	<b>26.539</b>	<b>100,00%</b>	<b>71.570</b>	<b>100,00%</b>	<b>27.155</b>	<b>100,00%</b>	<b>93.837</b>	<b>100,00%</b>	<b>616</b>	<b>2,32%</b>	<b>22.266</b>	<b>31,11%</b>
Rupiah	26.075	98,25%	58.033	81,08%	26.704	98,34%	79.927	85,18%	629	2,41%	21.895	37,73%
Valas	464	1,75%	13.538	18,92%	451	1,66%	13.909	14,82%	(13)	-2,80%	371	2,74%

Keterangan: Prosentase simpanan pada masing-masing segmen nominal simpanan merupakan prosentase terhadap total simpanan

#### IV. DISTRIBUSI SIMPANAN BERDASARKAN BESARAN NILAI SIMPANAN YANG DIJAMIN

Tabel 8 Total Simpanan Berdasarkan Besaran Nilai Simpanan yang Dijamin dan Valuta												
Nominal Simpanan	Des-15				Jan-16				Δ			
	Rekening	%	Nominal (Rp Miliar)	%	Rekening	%	Nominal (Rp Miliar)	%	Δ Rekening	%	Δ Nominal (Rp Miliar)	%
<b>N ≤ 2 M</b>	<b>175.762.904</b>	<b>99,87%</b>	<b>2.045.272</b>	<b>45,72%</b>	<b>176.912.521</b>	<b>99,87%</b>	<b>2.004.059</b>	<b>44,84%</b>	<b>1.149.617</b>	<b>0,65%</b>	<b>(41.213)</b>	<b>-2,02%</b>
Rupiah	174.702.930	99,40%	1.910.521	93,41%	175.855.285	99,40%	1.870.286	93,32%	1.152.355	0,66%	(40.235)	-2,11%
Valas	1.059.974	0,60%	134.751	6,59%	1.057.236	0,60%	133.774	6,68%	(2.738)	-0,26%	(978)	-0,73%
<b>N &gt; 2 M</b>	<b>231.572</b>	<b>0,13%</b>	<b>2.428.500</b>	<b>54,28%</b>	<b>224.259</b>	<b>0,13%</b>	<b>2.464.801</b>	<b>55,16%</b>	<b>(7.313)</b>	<b>-3,16%</b>	<b>36.301</b>	<b>1,49%</b>
Rupiah	196.795	84,98%	1.812.438	74,63%	190.078	84,76%	1.862.252	75,55%	(6.717)	-3,41%	49.815	2,75%
Valas	34.777	15,02%	616.062	25,37%	34.181	15,24%	602.548	24,45%	(596)	-1,71%	(13.514)	-2,19%
<b>Total</b>	<b>175.994.476</b>	<b>100,00%</b>	<b>4.473.772</b>	<b>100,00%</b>	<b>177.136.780</b>	<b>100,00%</b>	<b>4.468.860</b>	<b>100,00%</b>	<b>1.142.304</b>	<b>0,65%</b>	<b>(4.912)</b>	<b>-0,11%</b>
Rupiah	174.899.725	99,38%	3.722.958	83,22%	176.045.363	99,38%	3.732.538	83,52%	1.145.638	0,66%	9.580	0,26%
Valas	1.094.751	0,62%	750.814	16,78%	1.091.417	0,62%	736.322	16,48%	(3.334)	-0,30%	(14.492)	-1,93%

Keterangan: Prosentase simpanan pada masing-masing segmen nominal simpanan merupakan prosentase terhadap total simpanan

Tabel 9												
DPK Berdasarkan Besaran Nilai Simpanan yang Dijamin dan Valuta												
Nominal Simpanan	Des-15				Jan-16				Δ			
	Rekening	%	Nominal (Rp Miliar)	%	Rekening	%	Nominal (Rp Miliar)	%	Δ Rekening	%	Δ Nominal (Rp Miliar)	%
<b>N ≤ 2 M</b>	<b>175.739.152</b>	<b>99,87%</b>	<b>2.037.382</b>	<b>46,28%</b>	<b>176.888.341</b>	<b>99,88%</b>	<b>1.995.882</b>	<b>45,62%</b>	<b>1.149.189</b>	<b>0,65%</b>	<b>(41.501)</b>	<b>-2,04%</b>
Rupiah	174.679.452	99,40%	1.902.709	93,39%	175.831.370	99,40%	1.862.189	93,30%	1.151.918	0,66%	(40.521)	-2,13%
Valas	1.059.700	0,60%	134.673	6,61%	1.056.971	0,60%	133.693	6,70%	(2.729)	-0,26%	(980)	-0,73%
<b>N &gt; 2 M</b>	<b>228.785</b>	<b>0,13%</b>	<b>2.364.819</b>	<b>53,72%</b>	<b>221.284</b>	<b>0,12%</b>	<b>2.379.141</b>	<b>54,38%</b>	<b>(7.501)</b>	<b>-3,28%</b>	<b>14.322</b>	<b>0,61%</b>
Rupiah	194.198	84,88%	1.762.216	74,52%	187.289	84,64%	1.790.422	75,25%	(6.909)	-3,56%	28.205	1,60%
Valas	34.587	15,12%	602.603	25,48%	33.995	15,36%	588.720	24,75%	(592)	-1,71%	(13.883)	-2,30%
<b>Total</b>	<b>175.967.937</b>	<b>100,00%</b>	<b>4.402.202</b>	<b>100,00%</b>	<b>177.109.625</b>	<b>100,00%</b>	<b>4.375.023</b>	<b>100,00%</b>	<b>1.141.688</b>	<b>0,65%</b>	<b>(27.178)</b>	<b>-0,62%</b>
Rupiah	174.873.650	99,38%	3.664.925	83,25%	176.018.659	99,38%	3.652.610	83,49%	1.145.009	0,65%	(12.315)	-0,34%
Valas	1.094.287	0,62%	737.276	16,75%	1.090.966	0,62%	722.413	16,51%	(3.321)	-0,30%	(14.863)	-2,02%

Keterangan: Prosentase simpanan pada masing-masing segmen nominal simpanan merupakan prosentase terhadap total simpanan



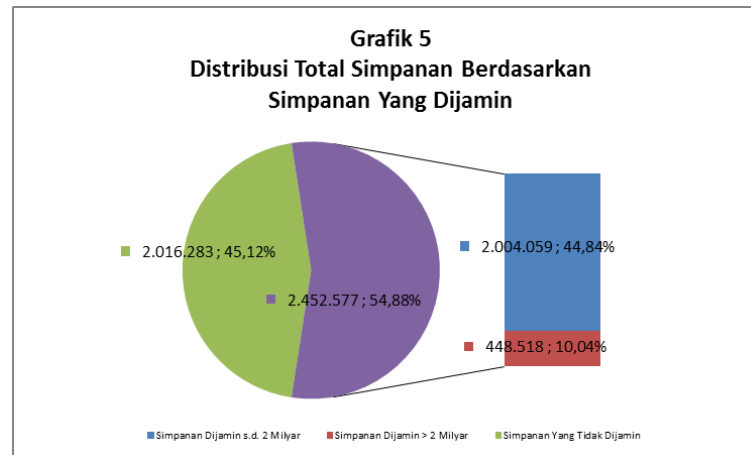
Tabel 10												
Simpanan Dari Bank Lain Berdasarkan Besaran Nilai Simpanan yang Dijamin dan Valuta												
Nominal Simpanan	Des-15				Jan-16				Δ			
	Rekening	%	Nominal (Rp Miliar)	%	Rekening	%	Nominal (Rp Miliar)	%	Δ Rekening	%	Δ Nominal (Rp Miliar)	%
<b>N ≤ 2 M</b>	<b>23.752</b>	<b>89,50%</b>	<b>7.890</b>	<b>11,02%</b>	<b>24.180</b>	<b>89,04%</b>	<b>8.178</b>	<b>8,71%</b>	<b>428</b>	<b>1,80%</b>	<b>288</b>	<b>3,65%</b>
Rupiah	23.478	98,85%	7.811	99,01%	23.915	98,90%	8.097	99,01%	437	1,86%	286	3,66%
Valas	274	1,15%	78	0,99%	265	1,10%	81	0,99%	(9)	-3,28%	2	2,80%
<b>N &gt; 2 M</b>	<b>2.787</b>	<b>10,50%</b>	<b>63.681</b>	<b>88,98%</b>	<b>2.975</b>	<b>10,96%</b>	<b>85.659</b>	<b>91,29%</b>	<b>188</b>	<b>6,75%</b>	<b>21.978</b>	<b>34,51%</b>
Rupiah	2.597	93,18%	50.221	78,86%	2.789	93,75%	71.831	83,86%	192	7,39%	21.609	43,03%
Valas	190	6,82%	13.459	21,14%	186	6,25%	13.829	16,14%	(4)	-2,11%	369	2,74%
<b>Total</b>	<b>26.539</b>	<b>100,00%</b>	<b>71.570</b>	<b>100,00%</b>	<b>27.155</b>	<b>100,00%</b>	<b>93.837</b>	<b>100,00%</b>	<b>616</b>	<b>2,32%</b>	<b>22.266</b>	<b>31,11%</b>
Rupiah	26.075	98,25%	58.033	81,08%	26.704	98,34%	79.927	85,18%	629	2,41%	21.895	37,73%
Valas	464	1,75%	13.538	18,92%	451	1,66%	13.909	14,82%	(13)	-2,80%	371	2,74%

Keterangan: Prosentase simpanan pada masing-masing segmen nominal simpanan merupakan prosentase terhadap total simpanan

## V. DISTRIBUSI SIMPANAN YANG DIJAMIN

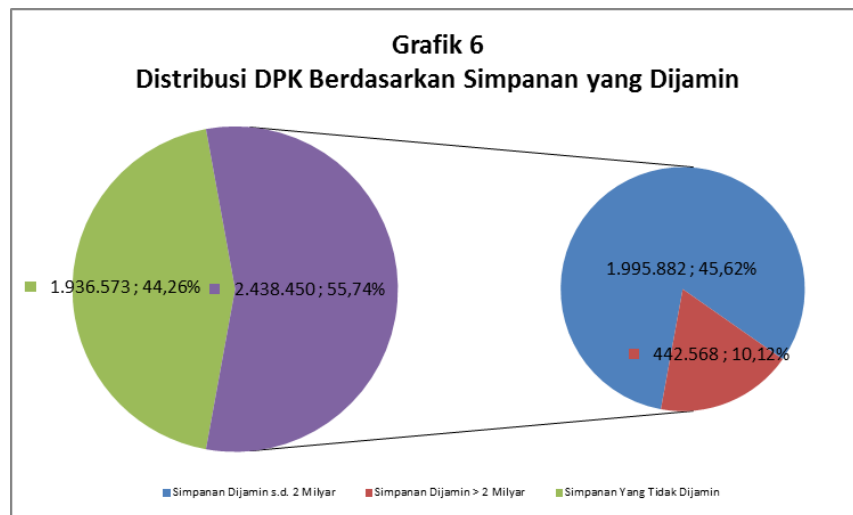
Tabel 11 Total Simpanan Berdasarkan Simpanan Yang Dijamin dan Valuta												
Nominal Simpanan	Des-15				Jan-16				Δ			
	Rekening	%	Nominal (Rp Miliar)	%	Rekening	%	Nominal (Rp Miliar)	%	Δ Rekening	%	Δ Nominal (Rp Miliar)	%
<b>N ≤ 2 M</b>	<b>175.762.904</b>	<b>99,87%</b>	<b>2.045.272</b>	<b>81,54%</b>	<b>176.912.521</b>	<b>99,87%</b>	<b>2.004.059</b>	<b>81,71%</b>	<b>1.149.617</b>	<b>0,65%</b>	<b>(41.213)</b>	<b>-2,02%</b>
Rupiah	174.702.930	99,40%	1.910.521	93,41%	175.855.285	99,40%	1.870.286	93,32%	1.152.355	0,66%	(40.235)	-2,11%
Valas	1.059.974	0,60%	134.751	6,59%	1.057.236	0,60%	133.774	6,68%	(2.738)	-0,26%	(978)	-0,73%
<b>N &gt; 2 M</b>	<b>231.572</b>	<b>0,13%</b>	<b>463.144</b>	<b>18,46%</b>	<b>224.259</b>	<b>0,13%</b>	<b>448.518</b>	<b>18,29%</b>	<b>(7.313)</b>	<b>-3,16%</b>	<b>(14.626)</b>	<b>-3,16%</b>
Rupiah	196.795	84,98%	393.590	84,98%	190.078	84,76%	380.156	84,76%	(6.717)	-3,41%	(13.434)	-3,41%
Valas	34.777	15,02%	69.554	15,02%	34.181	15,24%	68.362	15,24%	(596)	-1,71%	(1.192)	-1,71%
<b>Total</b>	<b>175.994.476</b>	<b>100,00%</b>	<b>2.508.416</b>	<b>100,00%</b>	<b>177.136.780</b>	<b>100,00%</b>	<b>2.452.577</b>	<b>100,00%</b>	<b>1.142.304</b>	<b>0,65%</b>	<b>(55.839)</b>	<b>-2,23%</b>
Rupiah	174.899.725	99,38%	2.304.111	91,86%	176.045.363	99,38%	2.250.442	91,76%	1.145.638	0,66%	(53.669)	-2,33%
Valas	1.094.751	0,62%	204.305	8,14%	1.091.417	0,62%	202.136	8,24%	(3.334)	-0,30%	(2.170)	-1,06%

Keterangan: Prosentase simpanan pada masing-masing segmen nominal simpanan merupakan prosentase terhadap total simpanan



Tabel 12												
DPK berdasarkan Simpanan yang Dijamin dan Valuta												
Nominal Simpanan	Des-15				Jan-16				Δ			
	Rekening	%	Nominal (Rp Miliar)	%	Rekening	%	Nominal (Rp Miliar)	%	Δ Rekening	%	Δ Nominal (Rp Miliar)	%
<b>N ≤ 2 M</b>	<b>175.739.152</b>	<b>99,87%</b>	<b>2.037.382</b>	<b>81,66%</b>	<b>176.888.341</b>	<b>99,88%</b>	<b>1.995.882</b>	<b>81,85%</b>	<b>1.149.189</b>	<b>0,65%</b>	<b>(41.501)</b>	<b>-2,04%</b>
Rupiah	174.679.452	99,40%	1.902.709	93,39%	175.831.370	99,40%	1.862.189	93,30%	1.151.918	0,66%	(40.521)	-2,13%
Valas	1.059.700	0,60%	134.673	6,61%	1.056.971	0,60%	133.693	6,70%	(2.729)	-0,26%	(980)	-0,73%
<b>N &gt; 2 M</b>	<b>228.785</b>	<b>0,13%</b>	<b>457.570</b>	<b>18,34%</b>	<b>221.284</b>	<b>0,12%</b>	<b>442.568</b>	<b>18,15%</b>	<b>(7.501)</b>	<b>-3,28%</b>	<b>(15.002)</b>	<b>-3,28%</b>
Rupiah	194.198	84,88%	388.396	84,88%	187.289	84,64%	374.578	84,64%	(6.909)	-3,56%	(13.818)	-3,56%
Valas	34.587	15,12%	69.174	15,12%	33.995	15,36%	67.990	15,36%	(592)	-1,71%	(1.184)	-1,71%
<b>Total</b>	<b>175.967.937</b>	<b>100,00%</b>	<b>2.494.952</b>	<b>100,00%</b>	<b>177.109.625</b>	<b>100,00%</b>	<b>2.438.450</b>	<b>100,00%</b>	<b>1.141.688</b>	<b>0,65%</b>	<b>(56.503)</b>	<b>-2,26%</b>
Rupiah	174.873.650	99,38%	2.291.105	91,83%	176.018.659	99,38%	2.236.767	91,73%	1.145.009	0,65%	(54.339)	-2,37%
Valas	1.094.287	0,62%	203.847	8,17%	1.090.966	0,62%	201.683	8,27%	(3.321)	-0,30%	(2.164)	-1,06%

Keterangan: Prosentase simpanan pada masing-masing segmen nominal simpanan merupakan prosentase terhadap total simpanan



Tabel 13												
Simpanan Dari Bank Lain Berdasarkan Simpanan Yang Dijamin dan Valuta												
Nominal Simpanan	Des-15				Jan-16				Δ			
	Rekening	%	Nominal (Rp Miliar)	%	Rekening	%	Nominal (Rp Miliar)	%	Δ Rekening	%	Δ Nominal (Rp Miliar)	%
<b>N ≤ 2 M</b>	<b>23.752</b>	<b>89,50%</b>	<b>7.890</b>	<b>58,60%</b>	<b>24.180</b>	<b>89,04%</b>	<b>8.178</b>	<b>57,88%</b>	<b>428</b>	<b>1,80%</b>	<b>288</b>	<b>3,65%</b>
Rupiah	23.478	98,85%	7.811	99,01%	23.915	98,90%	8.097	99,01%	437	1,86%	286	3,66%
Valas	274	1,15%	78	0,99%	265	1,10%	81	0,99%	(9)	-3,28%	2	2,80%
<b>N &gt; 2 M</b>	<b>2.787</b>	<b>10,50%</b>	<b>5.574</b>	<b>41,40%</b>	<b>2.975</b>	<b>10,96%</b>	<b>5.950</b>	<b>42,12%</b>	<b>188</b>	<b>6,75%</b>	<b>376</b>	<b>6,75%</b>
Rupiah	2.597	93,18%	5.194	93,18%	2.789	93,75%	5.578	93,75%	192	7,39%	384	7,39%
Valas	190	6,82%	380	6,82%	186	6,25%	372	6,25%	(4)	-2,11%	(8)	-2,11%
<b>Total</b>	<b>26.539</b>	<b>100,00%</b>	<b>13.464</b>	<b>100,00%</b>	<b>27.155</b>	<b>100,00%</b>	<b>14.128</b>	<b>100,00%</b>	<b>616</b>	<b>2,32%</b>	<b>664</b>	<b>4,93%</b>
Rupiah	26.075	98,25%	13.005	96,60%	26.704	98,34%	13.675	96,80%	629	2,41%	670	5,15%
Valas	464	1,75%	458	3,40%	451	1,66%	453	3,20%	(13)	-2,80%	(6)	-1,27%

Keterangan: Prosentase simpanan pada masing-masing segmen nominal simpanan merupakan prosentase terhadap total simpanan

