



LEMBAGA
PENJAMIN
SIMPANAN

Indonesia
Deposit
Insurance
Corporation

Distribusi Simpanan Bank Umum

Periode Juli 2018



Transform to Excellence



KATA PENGANTAR

Distribusi Simpanan Bank Umum merupakan media informasi yang menyajikan data mengenai simpanan Bank Umum yang diterbitkan setiap bulan oleh Lembaga Penjamin Simpanan untuk memberikan informasi perkembangan simpanan perbankan khususnya Bank Umum.

Sehubungan dengan kebutuhan penyajian informasi data simpanan yang lebih mudah dipahami (*user friendly*), mulai bulan Januari 2018 LPS menyajikan Distribusi Simpanan Bank Umum dengan menggunakan format baru tanpa mengurangi esensi pada format sebelumnya.

Selanjutnya dalam rangka mempertimbangkan kebutuhan pembaca pada penggunaan Distribusi Simpanan Bank Umum, kami menerima masukan (saran dan kritik) terhadap format baru Distribusi Simpanan Bank Umum yang dapat disampaikan melalui *email* Group Penanganan Premi Penjaminan LPS yaitu penjaminan@lps.go.id.

DAFTAR ISI

Keterangan	4
1. Total Simpanan dan Jumlah Rekening	5
1.1. Total Simpanan dan Jumlah Rekening Pada Bank Umum	5
1.2. Pertumbuhan Total Simpanan dan Jumlah Rekening (MoM)	5
1.3. Pertumbuhan Simpanan dan Jumlah Rekening (YoY)	6
2. Distribusi Total Simpanan Dan Jumlah Rekening	7
2.1. Total Simpanan dan Jumlah Rekening Berdasarkan Jenis Simpanan	7
2.1.1. Distribusi Total Simpanan dan Jumlah Rekening Berdasarkan Jenis Simpanan	7
2.2. Total Simpanan dan Jumlah Rekening Berdasarkan Kepemilikan Simpanan	8
2.3. Total Simpanan dan Jumlah Rekening Berdasarkan Jenis Usaha	8
2.4. Total Simpanan dan Jumlah Rekening Berdasarkan Tiering Nominal dan Simpanan Yang Dijamin	9
2.4.1. Distribusi Jumlah Rekening Berdasarkan Rekening yang Dijamin	10
2.4.2. Distribusi Total Simpanan Berdasarkan Simpanan yang Dijamin	10
2.5. Total Simpanan dan Jumlah Rekening Berdasarkan Kepemilikan Bank	11
2.6. Total Simpanan dan Jumlah Rekening Berdasarkan Valuta	11
Lampiran	12
1. Lampiran 1: Pertumbuhan Simpanan dan Jumlah Rekening Selama 5 Tahun (YoY)	12
2. Lampiran 2: Total Simpanan dan Jumlah Rekening Berdasarkan Kepemilikan Simpanan, Jenis Simpanan dan Valuta	13
3. Lampiran 3: Total Simpanan dan Jumlah Rekening Berdasarkan Kepemilikan Simpanan, Tiering Nominal dan Valuta	14
4. Lampiran 4: Total Simpanan dan Jumlah Rekening Berdasarkan Kepemilikan Simpanan, Besaran Nilai Simpanan dan Valuta	15
5. Lampiran 5: Total Simpanan dan Jumlah Rekening Yang Dijamin Berdasarkan Kepemilikan Simpanan, Simpanan yang Dijamin dan Valuta	15

DAFTAR TABEL

Tabel 1	Total Simpanan dan Jumlah Rekening Pada Bank Umum	5
Tabel 2	Total Simpanan dan Jumlah Rekening Berdasarkan Jenis Simpanan	7
Tabel 3	Total Simpanan dan Jumlah Rekening Berdasarkan Kepemilikan Simpanan	8
Tabel 4	Total Simpanan dan Jumlah Rekening Berdasarkan Jenis Usaha	8
Tabel 5	Total Simpanan dan Jumlah Rekening Berdasarkan Tiering Nominal dan Simpanan Yang Dijamin	9
Tabel 6	Distribusi Jumlah Rekening Berdasarkan Rekening yang Dijamin	10
Tabel 7	Distribusi Total Simpanan Berdasarkan Simpanan yang Dijamin	10
Tabel 8	Total Simpanan dan Jumlah Rekening Berdasarkan Kepemilikan Bank	11
Tabel 9	Total Simpanan dan Jumlah Rekening Berdasarkan Valuta	11

DAFTAR GAMBAR

Gambar 1a	Pertumbuhan Total Simpanan dan Jumlah Rekening (MoM)	5
Gambar 1b	Pertumbuhan Simpanan dan Jumlah Rekening (YoY)	6
Gambar 2a	Distribusi Total Simpanan Berdasarkan Jenis Simpanan	7
Gambar 2b	Distribusi Jumlah Rekening Berdasarkan Jenis Simpanan	7
Gambar 2c	Distribusi Jumlah Rekening Berdasarkan Rekening yang Dijamin	10
Gambar 2d	Distribusi Total Simpanan Berdasarkan Simpanan yang Dijamin	10

KETERANGAN

Sumber Data

Laporan Posisi Simpanan yang disampaikan oleh 115 bank umum kepada Lembaga Penjamin Simpanan yang terdiri dari 102 Bank Umum Konvensional dan 13 Bank Umum Syariah.

Definisi

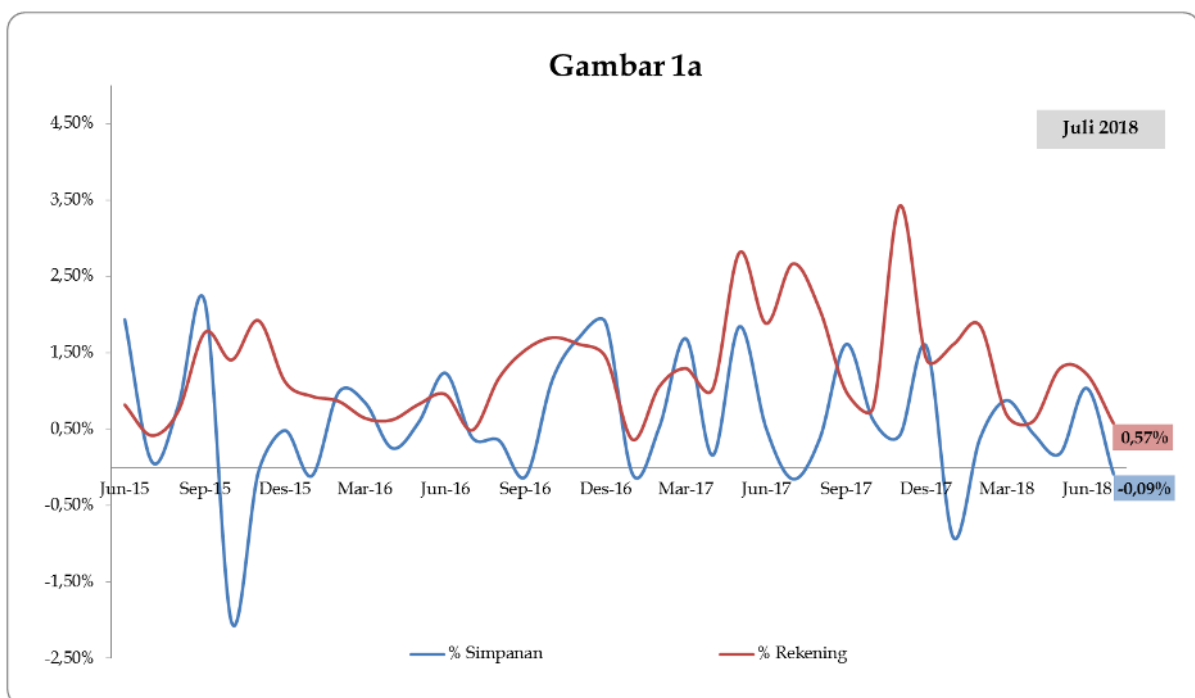
1. Simpanan meliputi dana pihak ketiga dan simpanan dari bank lain.
2. Simpanan Yang Dijamin meliputi:
 - a. seluruh simpanan dengan nominal sampai dengan Rp2 miliar;
 - b. porsi simpanan yang dijamin (Rp2 miliar) dari seluruh simpanan dengan nominal di atas Rp2 miliar.
3. Besaran Nilai Simpanan Yang Dijamin adalah Rp2 miliar per nasabah per bank sebagaimana diatur dalam Peraturan Pemerintah No. 66 Tahun 2008.

1. Total Simpanan dan Jumlah Rekening

1.1. Tabel Total Simpanan dan Jumlah Rekening Pada Bank Umum

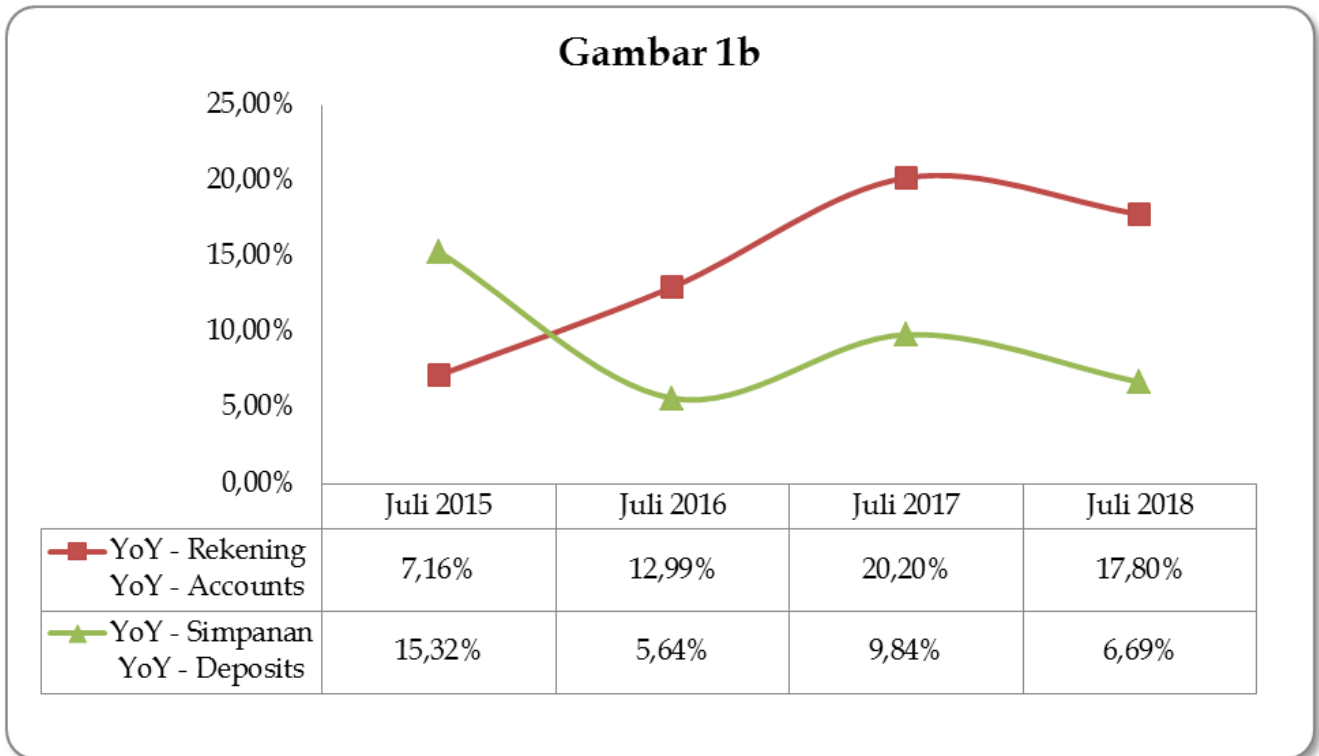
Tabel 1 Total Simpanan dan Jumlah Rekening (Total Deposits and Number of Account) (Rp Miliar/Billion IDR)										
Bulan (Month)	2014		2015		2016		2017		2018	
	Rekening (Account)	Nominal (Nominal)	Rekening (Account)	Nominal (Nominal)	Rekening (Account)	Nominal (Nominal)	Rekening (Account)	Nominal (Nominal)	Rekening (Account)	Nominal (Nominal)
Januari	149.530.751	3.637.382	161.428.538	4.168.841	177.136.748	4.468.853	200.026.990	4.895.913	246.293.377	5.314.320
Februari	150.736.550	3.651.574	162.168.106	4.222.482	178.672.163	4.512.751	202.143.418	4.921.567	250.866.218	5.334.452
Maret	148.368.994	3.671.553	163.591.483	4.279.063	179.821.572	4.550.903	204.761.849	5.004.481	252.591.551	5.381.240
April	150.569.713	3.749.915	161.703.787	4.305.689	180.940.098	4.562.444	206.867.345	5.012.485	254.122.064	5.404.986
Mei	151.524.434	3.822.525	161.794.457	4.327.966	182.436.133	4.589.454	212.680.824	5.104.851	257.422.590	5.414.857
Juni	152.378.966	3.889.318	163.120.385	4.411.687	184.178.757	4.646.114	216.688.379	5.131.044	260.561.206	5.471.010
Juli	152.859.205	3.828.767	163.802.232	4.415.321	185.076.038	4.664.250	222.462.654	5.123.267	262.058.775	5.466.249
Agustus	154.140.288	3.910.281	165.008.226	4.450.891	187.238.755	4.680.848	227.069.520	5.142.246		
September	155.974.513	4.062.918	167.924.825	4.546.948	190.121.455	4.675.317	229.315.700	5.225.164		
Oktober	157.829.886	4.084.023	170.285.831	4.454.886	193.352.001	4.728.887	231.101.840	5.257.690		
Nopember	159.273.484	4.124.111	173.560.667	4.452.219	196.468.148	4.809.306	239.012.333	5.279.734		
Desember	160.881.757	4.168.558	175.501.915	4.473.772	199.301.222	4.900.193	242.396.164	5.363.316		

1.2. Pertumbuhan Total Simpanan dan Jumlah Rekening (MoM)



Gambar 1a Pertumbuhan Total Simpanan dan Jumlah Rekening (MoM)

1.3. Pertumbuhan Total Simpanan dan Jumlah Rekening (YoY)



Gambar 1b Pertumbuhan Total Simpanan dan Jumlah Rekening (YoY)

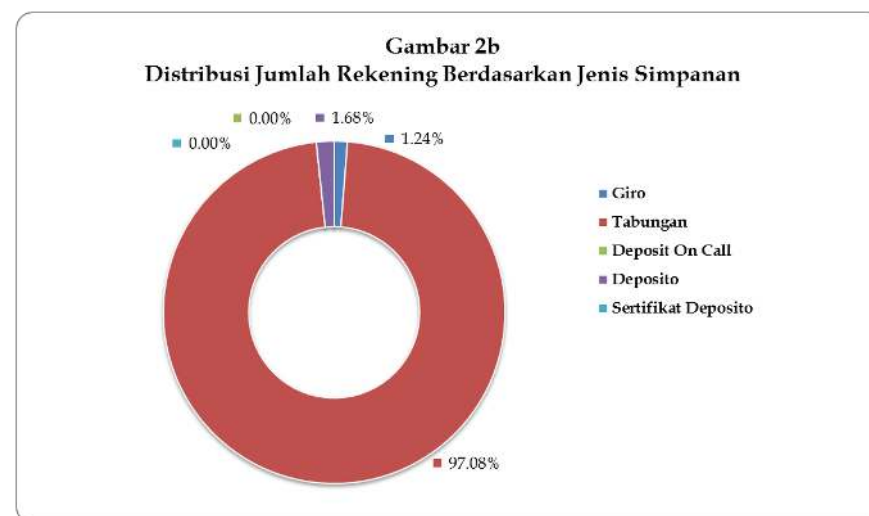
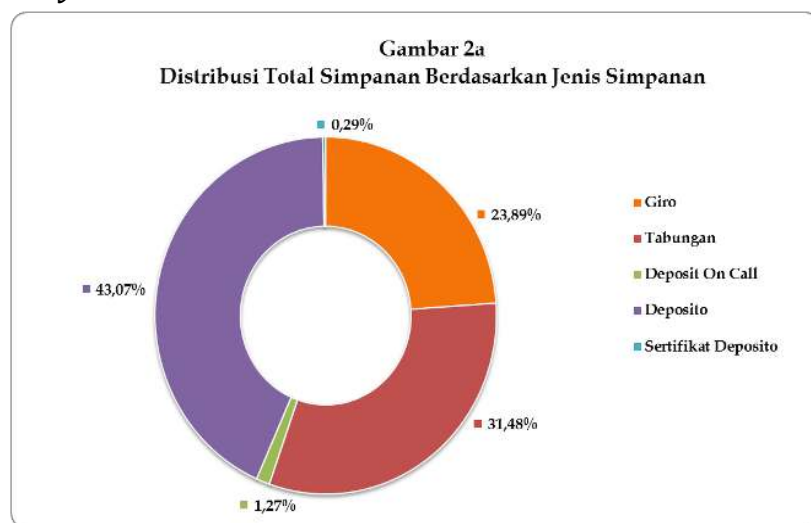
2. Distribusi Total Simpanan Dan Jumlah Rekening

2.1. Total Simpanan dan Jumlah Rekening Berdasarkan Jenis Simpanan

Tabel 2 Total Simpanan Berdasarkan Jenis Simpanan (Total Deposits by Type of Deposits) (Rp Miliar/Billion IDR)												
Jenis Simpanan (Type of Deposits)	Juni 2018				Juli 2018				Δ MoM			
	Rekening (Account)	%	Nominal (Nominal)	%	Rekening (Account)	%	Nominal (Nominal)	%	Δ Rekening (Δ Account)	%	Δ Nominal (Δ Nominal)	%
Giro (Demand Deposits)	3,236,885	1.20%	1,341,513	24.50%	3,253,674	1.24%	1,306,117	23.89%	16,789	0.52%	(35,396)	-2.64%
Tabungan (Saving Account)	252,985,305	97.10%	1,719,325	31.40%	254,404,727	97.08%	1,720,563	31.48%	1,419,422	0.56%	1,239	0.07%
Deposit on Call	5,122	0.00%	79,790	1.50%	5,085	0.00%	69,332	1.27%	(37)	-0.72%	(10,458)	-13.11%
Deposito (Time Deposits)	4,333,647	1.70%	2,315,061	42.30%	4,395,038	1.68%	2,354,384	43.07%	61,391	1.42%	39,323	1.70%
Sertifikat Deposito (Certificate of Time Deposits)	247	0.00%	15,321	0.30%	251	0.00%	15,853	0.29%	4	1.62%	533	3.48%
Total	260,561,206	100.00%	5,471,010	100.00%	262,058,775	100.00%	5,466,249	100.00%	1,497,569	0.57%	(4,761)	-0.09%

Keterangan: Persentase simpanan pada masing-masing jenis simpanan merupakan persentase terhadap total simpanan

2.1.1. Distribusi Total Simpanan dan Jumlah Rekening Berdasarkan Jenis Simpanan Periode Juli 2018



2.2. Total Simpanan dan Jumlah Rekening Berdasarkan Kepemilikan Simpanan

Tabel 3 Total Simpanan Berdasarkan Kepemilikan Simpanan (Total Deposits by Ownership of Deposits) (Rp Miliar/Billion IDR)												
Kepemilikan Simpanan (Ownership of Deposits)	Juni 2018				Juli 2018				Δ MoM			
	Rekening (Account)	%	Nominal (Nominal)	%	Rekening (Account)	%	Nominal (Nominal)	%	Δ Rekening (Δ Account)	%	Δ Nominal (Δ Nominal)	%
Dana Pihak Ketiga (Third Party-Fund)	260.536.109	99,99%	5.369.574	98,15%	262.033.507	99,99%	5.365.850	98,16%	1.497.398	0,57%	(3.724)	-0,07%
Simpanan Dari Bank Lain (Funds From Other Bank)	25.097	0,01%	101.436	1,85%	25.268	0,01%	100.399	1,84%	171	0,68%	(1.037)	-1,02%
Total	260.561.206	100,00%	5.471.010	100,00%	262.058.775	100,00%	5.466.249	100,00%	1.497.569	0,57%	(4.761)	-0,09%

Keterangan: Persentase simpanan pada masing-masing jenis simpanan merupakan persentase terhadap total simpanan

2.3. Total Simpanan dan Jumlah Rekening Berdasarkan Jenis Usaha

Tabel 4 Total Simpanan Berdasarkan Jenis Usaha Bank (Total Deposits by Type of Business Banks) (Rp Miliar/Billion IDR)												
Jenis Usaha (Type of Business Banks)	Juni 2018				Juli 2018				Δ MoM			
	Rekening (Account)	%	Nominal (Nominal)	%	Rekening (Account)	%	Nominal (Nominal)	%	Δ Rekening (Δ Account)	%	Δ Nominal (Δ Nominal)	%
Konvensional (Conventional)	237.873.549	91,29%	5.228.320	95,56%	239.130.264	91,25%	5.223.374	95,56%	1.256.715	0,53%	(4.946)	-0,09%
Syariah (Sharia)	22.687.657	8,71%	242.690	4,44%	22.928.511	8,75%	242.875	4,44%	240.854	1,06%	185	0,08%
Total	260.561.206	100,00%	5.471.010	100,00%	262.058.775	100,00%	5.466.249	100,00%	1.497.569	0,57%	(4.761)	-0,09%

Keterangan: Persentase simpanan pada masing-masing jenis simpanan merupakan persentase terhadap total simpanan

2.4. Total Simpanan dan Jumlah Rekening Berdasarkan Tiering Nominal dan Simpanan Yang Dijamin

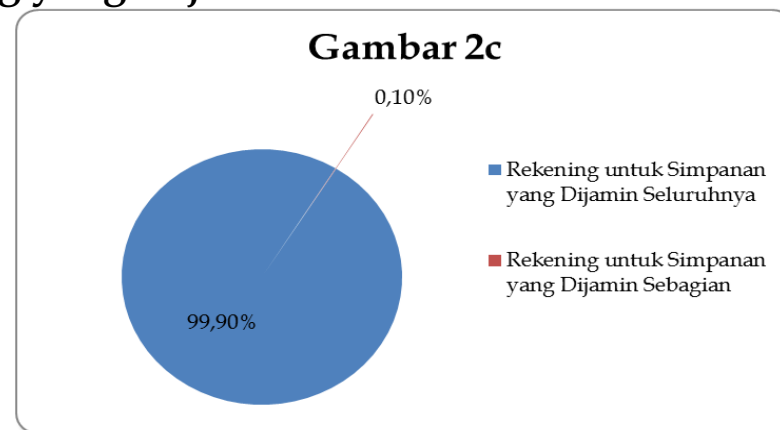
Tabel 5
Total Simpanan Berdasarkan Tiering Nominal
(Total Deposits by Tiering of Nominal)
(Rp Miliar/Billion IDR)

Tiering Nominal (Tiering of Nominal)	Juni 2018				Juli 2018				Δ MoM			
	Rekening (Account)	%	Nominal (Nominal)	%	Rekening (Account)	%	Nominal (Nominal)	%	Δ Rekening (Δ Account)	%	Δ Nominal (Δ Nominal)	%
N ≤ 100 Jt	255.741.174	98,16%	789.695	14,43%	257.187.244	98,15%	796.339	14,56%	1.446.070	0,57%	6.644	0,84%
100 Jt < N ≤ 200 Jt	2.218.731	0,85%	311.645	5,70%	2.229.768	0,85%	313.286	5,73%	11.037	0,50%	1.640	0,53%
200 Jt < N ≤ 500 Jt	1.499.443	0,58%	482.855	8,83%	1.532.242	0,58%	492.818	9,02%	32.799	2,19%	9.964	2,06%
500 Jt < N ≤ 1 M	588.197	0,23%	427.867	7,82%	592.328	0,23%	430.676	7,88%	4.131	0,70%	2.809	0,66%
1 M < N ≤ 2 M	263.676	0,10%	375.363	6,86%	264.624	0,10%	377.636	6,91%	948	0,36%	2.273	0,61%
2 M < N ≤ 5 M	159.685	0,06%	499.035	9,12%	161.445	0,06%	505.430	9,25%	1.760	1,10%	6.395	1,28%
N > 5 M	90.300	0,02%	2.584.550	47,24%	91.124	0,03%	2.550.064	46,65%	824	0,91%	(34.486)	-1,33%
Total	260.561.206	100,00%	5.471.010	100,00%	262.058.775	100,00%	5.466.249	100,00%	1.497.569	0,57%	(4.761)	-0,09%

Keterangan: Persentase simpanan pada masing-masing jenis simpanan merupakan persentase terhadap total simpanan

2.4.1. Distribusi Jumlah Rekening Berdasarkan Rekening yang Dijamin

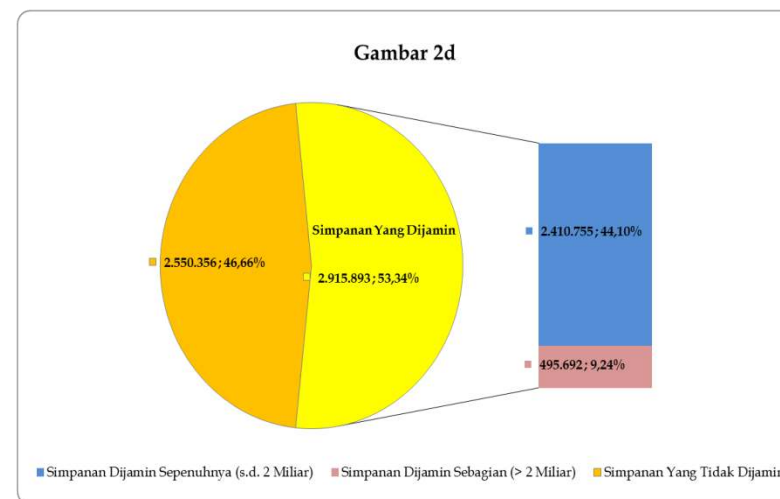
Tabel 6 Distribusi Rekening berdasarkan Rekening Yang Dijamin (Distribution of Accounts by Insured Accounts) Juli 2018			
Keterangan	Nominal Simpanan	Jumlah Rekening	%
Rekening untuk Simpanan yang Dijamin Seluruhnya	≤ 2 Miliar	261.806.206	99,90%
Rekening untuk Simpanan yang Dijamin Sebagian	> 2 Miliar	252.569	0,10%
Total Rekening		262.058.775	100,00%



Gambar 2c Distribusi Jumlah Rekening Berdasarkan Rekening Yang Dijamin Juli 2018

2.4.2. Distribusi Total Simpanan Berdasarkan Simpanan yang Dijamin

Tabel 7 Distribusi Simpanan Berdasarkan Simpanan Yang Dijamin (Distribution of Deposits by Insured Deposits) (Rp Miliar/Billion IDR) Juli 2018			
Keterangan	Nominal Simpanan	Total Nominal	%
Simpanan Dijamin Sepenuhnya	≤ 2 Miliar	2.410.755	44,10%
Simpanan Dijamin Sebagian	> 2 Miliar	505.138	9,24%
Subtotal Simpanan Dijamin		2.915.893	53,34%
Simpanan Tidak Dijamin	> 2 Miliar	2.550.356	46,66%
Subtotal Simpanan Tidak Dijamin		2.550.356	46,66%
Total		5.466.249	100,00%



Gambar 2d Distribusi Total Simpanan Berdasarkan Simpanan Yang Dijamin Juli 2018 (Rp Miliar)

2.5. Total Simpanan dan Jumlah Rekening Berdasarkan Kepemilikan Bank

Tabel 8 Total Simpanan Berdasarkan Kepemilikan Bank (Total Deposits by Group of Banks) (Rp Miliar/Billion IDR)																
Kepemilikan Bank (Group of Banks)	Juni 2018					Juli 2018					Δ MoM					
	Jumlah Bank (Number of Banks)	Rekening (Account)	%	Nominal (Nominal)	%	Jumlah Bank (Number of Banks)	Rekening (Account)	%	Nominal (Nominal)	%	Δ Jumlah Bank (Δ Number of Banks)	%	Δ Rekening (Δ Account)	%	Δ Nominal (Δ Nominal)	%
Pemerintah (State Banks)	4	163.470.398	62,73%	2.192.870	40,09%	4	163.929.181	62,56%	2.220.216	40,62%	0	0,00%	458.783	0,28%	27.346	1,25%
BPD (Regional Government Banks)	26	31.882.774	12,24%	508.971	9,30%	26	32.086.314	12,24%	498.030	9,11%	0	0,00%	203.540	0,64%	(10.941)	-2,15%
Swasta Nasional (Private National Banks)	63	64.271.989	24,67%	2.367.318	43,27%	63	65.095.498	24,84%	2.357.739	43,13%	0	0,00%	823.509	1,28%	(9.579)	-0,40%
Campuran (Joint Banks)	13	695.551	0,27%	199.702	3,65%	13	710.756	0,27%	205.299	3,76%	0	0,00%	15.205	2,19%	5.597	2,80%
Asing (Foreign Banks)	9	240.494	0,09%	202.148	3,69%	9	237.026	0,09%	184.965	3,38%	0	0,00%	(3.468)	-1,44%	(17.183)	-8,50%
Total	115	260.561.206	100,00%	5.471.010	100,00%	115	262.058.775	100,00%	5.466.249	100,00%	0	0,00%	1.497.569	0,57%	(4.761)	-0,09%

Keterangan: Persentase simpanan pada masing-masing jenis simpanan merupakan persentase terhadap total simpanan

2.6. Total Simpanan dan Jumlah Rekening Berdasarkan Valuta

Tabel 9 Total Simpanan Berdasarkan Valuta (Total Deposits by Currency) (Rp Miliar/Billion IDR)												
Jenis Simpanan (Type of Deposits)	Juni 2018				Juli 2018				Δ MoM			
	Rekening (Account)	%	Nominal (Nominal)	%	Rekening (Account)	%	Nominal (Nominal)	%	Δ Rekening (Δ Account)	%	Δ Nominal (Δ Nominal)	%
Rupiah (IDR)	259.519.685	99,60%	4.701.348	85,93%	261.022.059	99,60%	4.687.130	85,75%	1.502.374	0,58%	(14.218)	-0,30%
Valas (Currency)	1.041.521	0,40%	769.662	14,07%	1.036.716	0,40%	779.119	14,25%	(4.805)	-0,46%	9.457	1,23%
Total	260.561.206	100,00%	5.471.010	100,00%	262.058.775	100,00%	5.466.249	100,00%	1.497.569	0,57%	(4.761)	-0,09%

Keterangan: Persentase simpanan pada masing-masing jenis simpanan merupakan persentase terhadap total simpanan

Lampiran

Lampiran 1

Pertumbuhan Simpanan dan Jumlah Rekening Selama 5 Tahun (YoY)

Tabel 1.1						
Pertumbuhan Total Simpanan dan Jumlah Rekening (Growth of Total Deposits and The Number of Accounts) Year on Year (YoY)						
Tahun	Rekening	Nominal (Rp Miliar)	Rekening		Nominal	
			Δ	%Δ	Δ (Rp Miliar)	%Δ
2013*	147.626.510	3.706.609	27.708.580	23,11%	429.455	13,10%
2014*	160.881.757	4.168.558	13.255.247	8,98%	461.949	12,46%
2015*	175.501.915	4.473.772	14.620.158	9,09%	305.214	7,32%
2016*	199.301.222	4.900.193	23.799.307	13,56%	426.421	9,53%
2017*	242.396.164	5.363.316	43.094.942	21,62%	463.123	9,45%
2018**	262.058.775	5.466.249	19.662.611	8,11%	102.932	1,92%

*) Data *Year on Year* (YoY) per 31 Desember

**) Data *Year to Date* (Ytd) sampai dengan 31 Juli 2018

Lampiran 2

Total Simpanan dan Jumlah Rekening Berdasarkan Kepemilikan Simpanan, Jenis Simpanan dan Valuta

Total Simpanan Berdasarkan Kepemilikan Simpanan, Jenis Simpanan dan Valuta (Total Deposits by Ownership of Deposits, Type of Deposits and Currency) (Rp Miliar/Billion IDR)												
Jenis Simpanan (Type of Deposits)	Dana Pihak Ketiga				Simpanan Dari Bank Lain				Total			
	Rekening (Account)	%	Nominal (Nominal)	%	Rekening (Account)	%	Nominal (Nominal)	%	Rekening (Account)	%	Nominal (Nominal)	%
Giro (Demand Deposit)	3,243,329	1.24%	1,258,918	23.46%	10,345	40.94%	47,199	47.00%	3,253,674	1.24%	1,306,117	23.89%
Rupiah (IDR)	3,064,977	94.50%	945,029	75.07%	9,953	96.21%	34,731	73.58%	3,074,930	94.51%	979,760	75.01%
Valas (Currency)	178,352	5.50%	313,889	24.93%	392	3.79%	12,468	26.42%	178,744	5.49%	326,357	24.99%
Tabungan (Saving Account)	254,398,125	97.09%	1,715,697	31.97%	6,602	26.13%	4,867	4.85%	254,404,727	97.08%	1,720,564	31.49%
Rupiah (IDR)	253,702,591	99.73%	1,587,687	92.54%	6,589	99.80%	4,846	99.57%	253,709,180	99.73%	1,592,533	92.56%
Valas (Currency)	695,534	0.27%	128,010	7.46%	13	0.20%	21	0.43%	695,547	0.27%	128,031	7.44%
Deposit on Call	4,872	0.00%	48,384	0.90%	213	0.84%	20,948	20.87%	5,085	0.00%	69,332	1.27%
Rupiah (IDR)	4,699	96.45%	41,176	85.10%	211	99.06%	20,443	97.59%	4,910	96.56%	61,619	88.88%
Valas (Currency)	173	3.55%	7,208	14.90%	2	0.94%	505	2.41%	175	3.44%	7,713	11.12%
Deposito (Time Deposits)	4,387,078	1.67%	2,340,149	43.61%	7,960	31.50%	14,234	14.18%	4,395,038	1.68%	2,354,383	43.07%
Rupiah (IDR)	4,224,833	96.30%	2,023,204	86.46%	7,955	99.94%	14,161	99.49%	4,232,788	96.31%	2,037,365	86.53%
Valas (Currency)	162,245	3.70%	316,945	13.54%	5	0.06%	73	0.51%	162,250	3.69%	317,018	13.47%
Sertifikat Deposito (Certificate of Time Deposits)	103	0.00%	2,702	0.05%	148	0.59%	13,151	13.10%	251	0.00%	15,853	0.28%
Rupiah (IDR)	103	100.00%	2,702	100.00%	148	100.00%	13,151	100.00%	251	100.00%	15,853	100.00%
Valas (Currency)	0	0.00%	0	0.00%	0	0.00%	0	0.00%	0	0.00%	0	0.00%
Total	262,033,507	100.00%	5,365,850	100.00%	25,268	100.00%	100,399	100.00%	262,058,775	100.00%	5,466,249	100.00%
Rupiah (IDR)	260,997,203	99.60%	4,599,798	85.72%	24,856	98.37%	87,332	86.98%	261,022,059	99.60%	4,687,130	85.75%
Valas (Currency)	1,036,304	0.40%	766,052	14.28%	412	1.63%	13,067	13.02%	1,036,716	0.40%	779,119	14.25%

Lampiran 3

Total Simpanan dan Jumlah Rekening Berdasarkan Kepemilikan Simpanan, Tiering Nominal dan Valuta

Total Simpanan Berdasarkan Kepemilikan Simpanan, Tiering Nominal dan Valuta (Total Deposits by Ownership of Deposits, Nominal Tiering and Currency) (Rp Miliar/Billion IDR)												
Nominal Simpanan (Nominal of Deposits)	Dana Pihak Ketiga				Simpanan Dari Bank Lain				Total			
	Rekening (Account)	%	Nominal (Nominal)	%	Rekening (Account)	%	Nominal (Nominal)	%	Rekening (Account)	%	Nominal (Nominal)	%
N ≤ 100 Jt	257,177,199	98.16%	796,071	14.84%	10,045	39.75%	268	0.27%	257,187,244	98.14%	796,339	14.57%
Rupiah (IDR)	256,423,520	99.71%	781,610	98.18%	9,948	99.03%	266	99.09%	256,433,468	99.71%	781,876	98.18%
Valas (Currency)	753,679	0.29%	14,461	1.82%	97	0.97%	2	0.91%	753,776	0.29%	14,463	1.82%
100 Jt < N ≤ 200 Jt	2,227,326	0.85%	312,934	5.83%	2,442	9.66%	352	0.35%	2,229,768	0.85%	313,286	5.73%
Rupiah (IDR)	2,130,683	95.66%	299,187	95.61%	2,414	98.85%	348	98.82%	2,133,097	95.66%	299,535	95.61%
Valas (Currency)	96,643	4.34%	13,747	4.39%	28	1.15%	4	1.18%	96,671	4.34%	13,752	4.39%
200 Jt < N ≤ 500 Jt	1,528,091	0.58%	491,325	9.16%	4,151	16.43%	1,494	1.49%	1,532,242	0.58%	492,818	9.02%
Rupiah (IDR)	1,438,738	94.15%	463,088	94.25%	4,118	99.21%	1,483	99.23%	1,442,856	94.17%	464,571	94.27%
Valas (Currency)	89,353	5.85%	28,237	5.75%	33	0.79%	11	0.71%	89,386	5.83%	28,249	5.73%
500 Jt < N ≤ 1 M	589,028	0.22%	427,999	7.98%	3,300	13.06%	2,675	2.66%	592,328	0.24%	430,674	7.88%
Rupiah (IDR)	547,010	92.87%	398,722	93.16%	3,262	98.85%	2,648	98.98%	550,272	92.90%	401,371	93.20%
Valas (Currency)	42,018	7.13%	29,277	6.84%	38	1.15%	27	1.02%	42,056	7.10%	29,305	6.80%
1 M < N ≤ 2 M	262,491	0.10%	374,436	6.98%	2,133	8.44%	3,201	3.19%	264,624	0.10%	377,637	6.91%
Rupiah (IDR)	238,126	90.72%	340,596	90.96%	2,107	98.78%	3,165	98.89%	240,233	90.78%	343,760	91.03%
Valas (Currency)	24,365	9.28%	33,840	9.04%	26	1.22%	36	1.11%	24,391	9.22%	33,875	8.97%
2 M < N ≤ 5 M	159,715	0.06%	499,796	9.31%	1,730	6.85%	5,634	5.61%	161,445	0.06%	505,431	9.25%
Rupiah (IDR)	144,656	90.57%	453,426	90.72%	1,685	97.40%	5,480	97.27%	146,341	90.64%	458,906	90.80%
Valas (Currency)	15,059	9.43%	46,370	9.28%	45	2.60%	154	2.73%	15,104	9.36%	46,524	9.20%
N > 5 M	89,657	0.03%	2,463,289	45.90%	1,467	5.81%	86,775	86.43%	91,124	0.03%	2,550,063	46.64%
Rupiah (IDR)	74,470	83.06%	1,863,170	75.64%	1,322	90.12%	73,942	85.21%	75,792	83.17%	1,937,112	75.96%
Valas (Currency)	15,187	16.94%	600,119	24.36%	145	9.88%	12,833	14.79%	15,332	16.83%	612,952	24.04%
Total	262,033,507	100.00%	5,365,850	100.00%	25,268	100.00%	100,399	100.00%	262,058,775	100.00%	5,466,248	100.00%
Rupiah (IDR)	260,997,203	99.60%	4,599,799	85.72%	24,856	98.37%	87,332	86.98%	261,022,059	99.60%	4,687,130	85.75%
Valas (Currency)	1,036,304	0.40%	766,051	14.28%	412	1.63%	13,067	13.02%	1,036,716	0.40%	779,118	14.25%

Lampiran 4

Total Simpanan dan Jumlah Rekening Berdasarkan Kepemilikan Simpanan, Besaran Nilai Simpanan dan Valuta

Total Simpanan Berdasarkan Besaran Nilai Simpanan dan Valuta (Total Deposits by Nominal of Deposits and Currency) (Rp Miliar/Billion IDR)												
Nominal Simpanan (Nominal of Deposits)	Dana Pihak Ketiga				Simpanan Dari Bank Lain				Total			
	Rekening (Account)	%	Nominal (Nominal)	%	Rekening (Account)	%	Nominal (Nominal)	%	Rekening (Account)	%	Nominal (Nominal)	%
N ≤ 2 M	261.784.135	99,90%	2.402.765	44,78%	22.071	87,35%	7.990	7,96%	261.806.206	99,90%	2.410.755	43,65%
Rupiah (IDR)	260.778.077	99,62%	2.283.203	95,02%	21.849	98,99%	7.910	99,00%	260.799.926	99,61%	2.291.113	95,04%
Valas (Currency)	1.006.058	0,39%	119.562	4,98%	222	1,01%	80	1,00%	1.006.280	0,39%	119.642	4,96%
N > 2 M	249.372	0,10%	2.963.085	55,22%	3.197	12,65%	92.409	92,04%	252.569	0,10%	3.055.494	56,35%
Rupiah (IDR)	219.126	87,88%	2.316.596	78,18%	3.007	94,06%	79.422	85,95%	222.133	87,95%	2.396.018	79,57%
Valas (Currency)	30.246	12,12%	646.489	21,82%	190	5,94%	12.987	14,05%	30.436	12,05%	659.476	20,43%
Total	262.033.507	100,00%	5.365.850	100,00%	25.268	100,00%	100.399	100,00%	262.058.775	100,00%	5.466.249	100,00%
Rupiah (IDR)	260.997.203	99,60%	4.599.799	85,72%	24.856	98,37%	87.332	86,98%	261.022.059	99,60%	4.687.131	86,32%
Valas (Currency)	1.036.304	0,40%	766.051	14,28%	412	1,63%	13.067	13,02%	1.036.716	0,40%	779.118	13,68%

Lampiran 5

Total Simpanan dan Jumlah Rekening Yang Dijamin Berdasarkan Kepemilikan Simpanan, Simpanan yang Dijamin dan Valuta

Total Simpanan Berdasarkan Simpanan Yang Dijamin dan Valuta (Total Deposits by Insured Deposits and Currency) (Rp Miliar/Billion IDR)												
Nominal Simpanan (Nominal of Deposits)	Dana Pihak Ketiga				Simpanan Dari Bank Lain				Total			
	Rekening (Account)	%	Nominal (Nominal)	%	Rekening (Account)	%	Nominal (Nominal)	%	Rekening (Account)	%	Nominal (Nominal)	%
N ≤ 2 M (Dijamin Seluruhnya)	261.784.135	99,90%	2.402.765	82,81%	22.071	87,35%	7.990	57,26%	261.806.206	99,90%	2.410.755	82,67%
Rupiah (IDR)	260.778.077	99,62%	2.283.203	95,02%	21.849	98,99%	7.910	99,04%	260.799.926	99,62%	2.291.113	95,04%
Valas (Currency)	1.006.058	0,38%	119.562	4,98%	222	1,01%	80	0,96%	1.006.280	0,38%	119.642	4,96%
N > 2 M (Dijamin Sebagian)	249.372	0,10%	498.744	17,19%	3.197	12,65%	6.394	42,74%	252.569	0,10%	505.138	17,33%
Rupiah (IDR)	219.126	87,87%	438.252	87,87%	3.007	94,06%	6.014	93,39%	222.133	87,95%	444.266	87,95%
Valas (Currency)	30.246	12,13%	60.492	12,13%	190	5,94%	380	6,61%	30.436	12,05%	60.872	12,05%
Total	262.033.507	100,00%	2.901.509	100,00%	25.268	100,00%	14.384	100,00%	262.058.775	100,00%	2.915.893	100,00%
Rupiah (IDR)	260.997.203	99,60%	2.721.455	93,79%	24.856	98,37%	13.924	96,62%	261.022.059	99,60%	2.735.379	93,81%
Valas (Currency)	1.036.304	0,40%	180.054	6,21%	412	1,63%	460	3,38%	1.036.716	0,40%	180.514	6,19%