



LEMBAGA
PENJAMIN
SIMPANAN

Indonesia
Deposit
Insurance
Corporation

Distribusi Simpanan Bank Umum

Periode Mei 2017



Transform to Excellence



KATA PENGANTAR

Distribusi Simpanan Bank Umum merupakan media informasi yang menyajikan data mengenai simpanan Bank Umum yang diterbitkan setiap bulan oleh Lembaga Penjamin Simpanan untuk memberikan informasi perkembangan simpanan perbankan khususnya Bank Umum.

Sehubungan dengan kebutuhan penyajian informasi data simpanan yang lebih mudah dipahami (*user friendly*), pada bulan Mei 2017 LPS menyajikan Distribusi Simpanan Bank Umum dengan menggunakan format baru tanpa mengurangi esensi pada format sebelumnya. Statistik Simpanan Bank Umum dengan format sebelumnya tetap disajikan secara paralel. Hal ini dilakukan dalam rangka transisi penyajian format baru.

Selanjutnya dalam rangka mempertimbangkan kebutuhan pembaca pada penggunaan Distribusi Simpanan Bank Umum, kami menerima masukan (saran dan kritik) terhadap format baru Distribusi Simpanan Bank Umum yang dapat disampaikan melalui email Group Penjaminan LPS yaitu penjaminan@lps.go.id.

DAFTAR ISI

Keterangan		3
1. Total Simpanan dan Jumlah Rekening		4
1.1. Total Simpanan dan Jumlah Rekening Pada Bank Umum	Tabel 1	4
1.2. Pertumbuhan Total Simpanan dan Jumlah Rekening (MoM)	Gambar 1a	4
1.3. Pertumbuhan Simpanan dan Jumlah Rekening (YoY)	Gambar 1b	5
2. Distribusi Total Simpanan Dan Jumlah Rekening		6
2.1. Total Simpanan dan Jumlah Rekening Berdasarkan Jenis Simpanan	Tabel 2	6
2.1.1. Distribusi Total Simpanan dan Jumlah Rekening Berdasarkan Jenis Simpanan	Gambar 2a, Gambar 2b	6
2.2. Total Simpanan dan Jumlah Rekening Berdasarkan Kepemilikan Simpanan	Tabel 3	7
2.3. Total Simpanan dan Jumlah Rekening Berdasarkan Jenis Usaha	Tabel 4	7
2.4. Total Simpanan dan Jumlah Rekening Berdasarkan Tiering Nominal dan Simpanan Yang Dijamin	Tabel 5	8
2.4.1. Distribusi Total Simpanan Berdasarkan Simpanan yang Dijamin	Tabel 6, Gambar 2c	8
2.5. Total Simpanan dan Jumlah Rekening Berdasarkan Kepemilikan Bank	Tabel 7	9
2.6. Total Simpanan dan Jumlah Rekening Berdasarkan Valuta	Tabel 8	9
Lampiran		10
1. Lampiran 1: Pertumbuhan Simpanan dan Jumlah Rekening Selama 5 Tahun (YoY)		10
2. Lampiran 2: Total Simpanan dan Jumlah Rekening Berdasarkan Kepemilikan Simpanan, Jenis Simpanan dan Valuta		11
3. Lampiran 3: Total Simpanan dan Jumlah Rekening Berdasarkan Kepemilikan Simpanan, Tiering Nominal dan Valuta		12
4. Lampiran 4: Total Simpanan dan Jumlah Rekening Berdasarkan Kepemilikan Simpanan, Besaran Nilai Simpanan dan Valuta		13
5. Lampiran 5: Total Simpanan dan Jumlah Rekening Yang Dijamin Berdasarkan Kepemilikan Simpanan, Simpanan yang Dijamin dan Valuta		13

KETERANGAN

Sumber Data

Laporan Posisi Simpanan yang disampaikan oleh 115 bank umum kepada Lembaga Penjamin Simpanan yang terdiri dari 102 Bank Umum Konvensional dan 13 Bank Umum Syariah.

Definisi

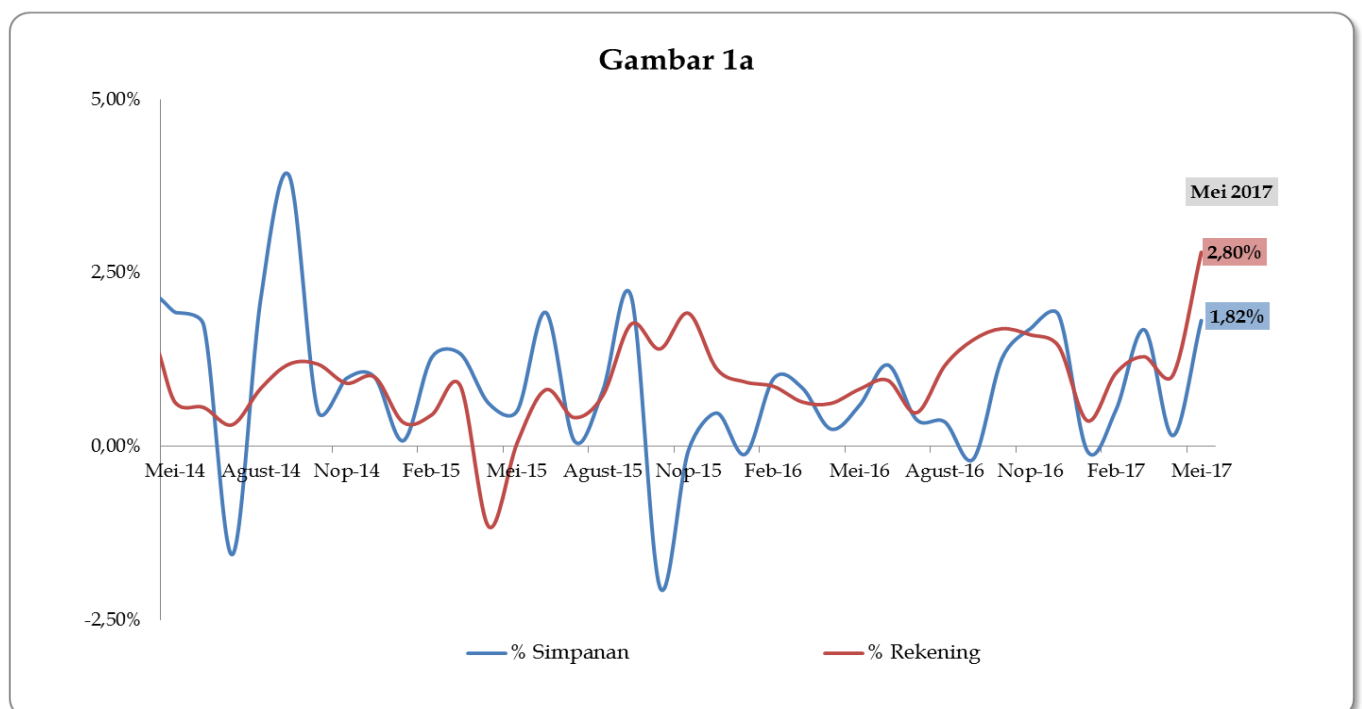
1. Simpanan meliputi dana pihak ketiga dan simpanan dari bank lain.
2. Simpanan Yang Dijamin meliputi:
 - a. seluruh simpanan dengan nominal \leq Rp2 miliar;
 - b. porsi simpanan yang dijamin (Rp2 miliar) dari seluruh simpanan dengan nominal di atas Rp2 miliar.
3. Besaran Nilai Simpanan Yang Dijamin adalah Rp2 miliar per nasabah per bank sebagaimana diatur dalam Peraturan Pemerintah No. 66 Tahun 2008.

1. Total Simpanan dan Jumlah Rekening

1.1. Tabel Total Simpanan dan Jumlah Rekening Pada Bank Umum

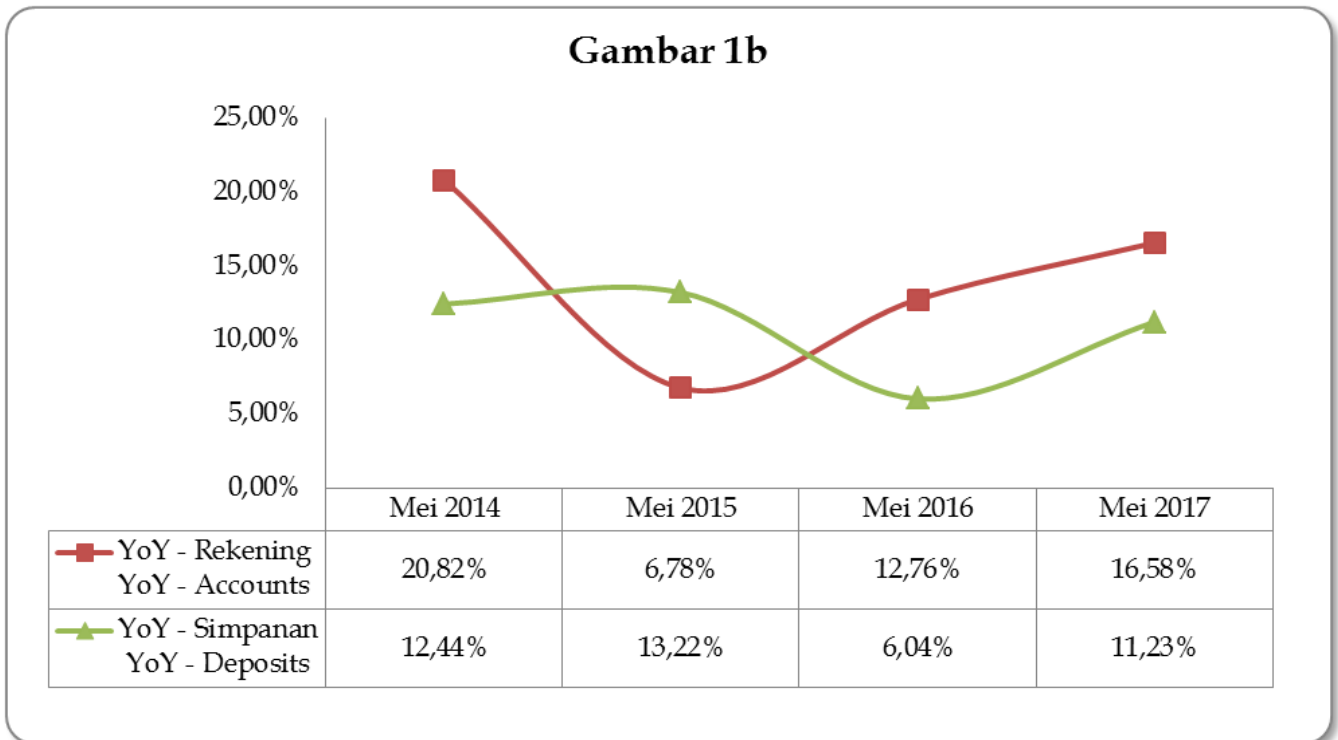
Tabel 1								
Total Simpanan dan Jumlah Rekening (Total Deposits and Number of Accounts) (Rp Miliar/Billion IDR)								
Bulan (Month)	2014		2015		2016		2017	
	Rekening (Account)	Nominal (Nominal)	Rekening (Account)	Nominal (Nominal)	Rekening (Account)	Nominal (Nominal)	Rekening (Account)	Nominal (Nominal)
Januari	149.530.751	3.637.382	161.428.538	4.168.841	177.136.748	4.468.853	200.044.129	4.897.158
Februari	150.736.550	3.651.574	162.168.106	4.222.482	178.672.163	4.512.751	202.160.883	4.922.814
Maret	148.368.994	3.671.553	163.591.483	4.279.063	179.821.572	4.550.903	204.779.770	5.005.733
April	150.569.713	3.749.915	161.703.787	4.305.689	180.940.098	4.562.444	206.885.423	5.013.688
Mei	151.524.434	3.822.525	161.794.457	4.327.966	182.436.133	4.589.454	212.680.776	5.104.823
Juni	152.378.966	3.889.318	163.120.385	4.411.687	184.178.757	4.646.114		
Juli	152.859.205	3.828.767	163.802.232	4.415.321	185.098.125	4.669.594		
Agustus	154.140.288	3.910.281	165.008.226	4.450.891	187.238.755	4.680.848		
September	155.974.513	4.062.918	167.924.825	4.546.948	190.121.455	4.675.317		
Oktober	157.829.886	4.084.023	170.285.831	4.454.886	193.352.001	4.728.887		
Nopember	159.273.484	4.124.111	173.560.667	4.452.219	196.468.148	4.809.306		
Desember	160.881.757	4.168.558	175.501.915	4.473.772	199.301.222	4.900.193		

1.2. Pertumbuhan Total Simpanan dan Jumlah Rekening (MoM)



Gambar 1a Pertumbuhan Total Simpanan dan Jumlah Rekening (MoM)

1.3. Pertumbuhan Total Simpanan dan Jumlah Rekening (YoY)



Gambar 1b Pertumbuhan Total Simpanan dan Jumlah Rekening (YoY)

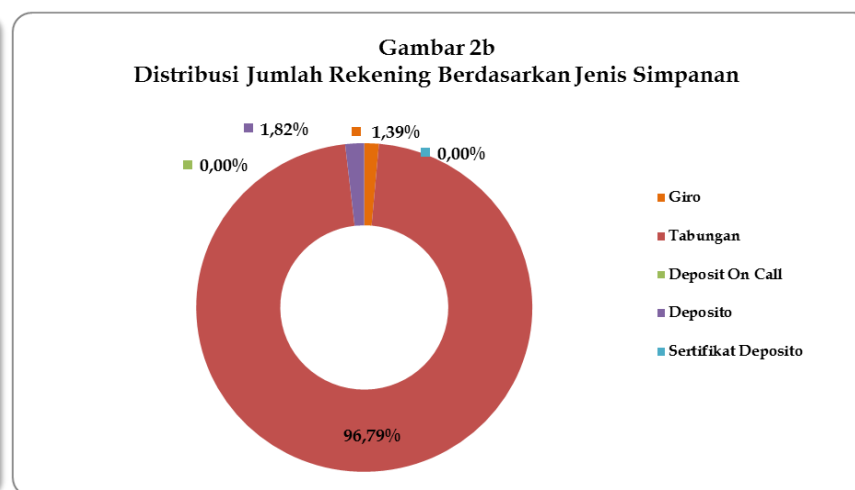
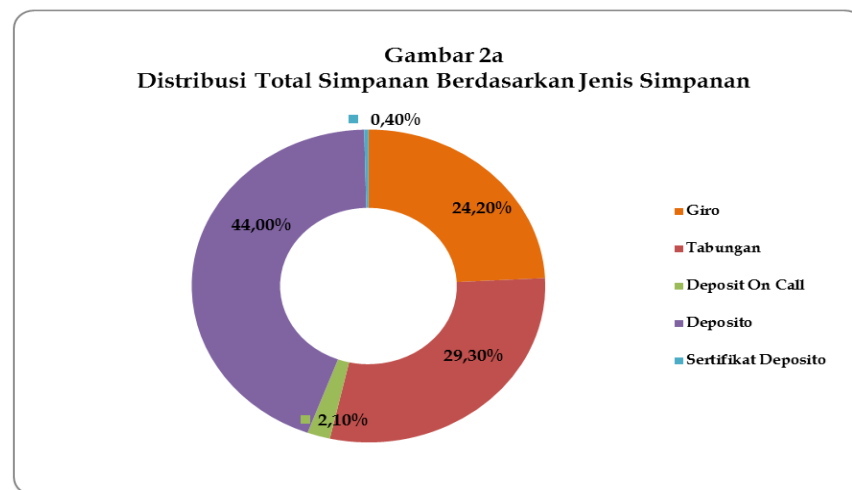
2. Distribusi Total Simpanan Dan Jumlah Rekening

2.1. Total Simpanan dan Jumlah Rekening Berdasarkan Jenis Simpanan

Tabel 2 Total Simpanan Berdasarkan Jenis Simpanan (Total Deposits by Type of Deposits) (Rp Miliar/Billion IDR)												
Jenis Simpanan (Type of Deposits)	Apr-17				Mei-17				Δ MoM			
	Rekening (Account)	%	Nominal (Nominal)	%	Rekening (Account)	%	Nominal (Nominal)	%	Δ Rekening (Δ Account)	%	Δ Nominal (Δ Nominal)	%
Giro (Demand Deposits)	2.942.208	1,40%	1.183.915	23,61%	2.956.037	1,39%	1.235.098	24,20%	13.829	0,47%	51.183	4,32%
Tabungan (Saving Account)	200.067.228	96,70%	1.479.837	29,52%	205.851.342	96,79%	1.496.574	29,30%	5.784.114	2,89%	16.737	1,13%
Deposit on Call	4.587	0,00%	81.180	1,62%	4.816	0,00%	106.812	2,10%	229	4,99%	25.632	31,57%
Deposito (Time Deposits)	3.871.109	1,90%	2.251.398	44,91%	3.868.262	1,82%	2.246.743	44,00%	(2.847)	-0,07%	(4.655)	-0,21%
Sertifikat Deposito (Certificate of Time Deposits)	291	0,00%	17.358	0,34%	319	0,00%	19.595	0,40%	28	9,62%	2.237	12,89%
Total	206.885.423	100,00%	5.013.688	100,00%	212.680.776	100,00%	5.104.823	100,00%	5.795.353	2,80%	91.135	1,82%

Keterangan: Persentase simpanan pada masing-masing jenis simpanan merupakan persentase terhadap total simpanan

2.1.1. Distribusi Total Simpanan dan Jumlah Rekening Berdasarkan Jenis Simpanan Periode Mei 2017



2.2. Total Simpanan dan Jumlah Rekening Berdasarkan Kepemilikan Simpanan

Tabel 3 Total Simpanan Berdasarkan Kepemilikan Simpanan (Total Deposits by Ownership of Deposits) (Rp Miliar/Billion IDR)												
Kepemilikan Simpanan (Ownership of Deposits)	Apr-17				Mei-17				Δ MoM			
	Rekening (Account)	%	Nominal (Nominal)	%	Rekening (Account)	%	Nominal (Nominal)	%	Δ Rekening (Δ Account)	%	Δ Nominal (Δ Nominal)	%
Dana Pihak Ketiga (Third Party-Fund)	206.858.787	99,99%	4.909.480	97,92%	212.654.554	99,99%	5.001.687	97,98%	5.795.767	2,80%	92.207	1,88%
Simpanan Dari Bank Lain (Funds From Other Bank)	26.636	0,01%	104.208	2,08%	26.222	0,01%	103.135	2,02%	(414)	-1,55%	(1.073)	-1,03%
Total	206.885.423	100,00%	5.013.688	100,00%	212.680.776	100,00%	5.104.823	100,00%	5.795.353	2,80%	91.135	1,82%

Keterangan: Persentase simpanan pada masing-masing jenis simpanan merupakan persentase terhadap total simpanan

2.3. Total Simpanan dan Jumlah Rekening Berdasarkan Jenis Usaha

Tabel 4 Total Simpanan Berdasarkan Jenis Usaha Bank (Total Deposits by Type of Business Banks) (Rp Miliar/Billion IDR)												
Jenis Usaha (Type of Business Banks)	Apr-17				Mei-17				Δ MoM			
	Rekening (Account)	%	Nominal (Nominal)	%	Rekening (Account)	%	Nominal (Nominal)	%	Δ Rekening (Δ Account)	%	Δ Nominal (Δ Nominal)	%
Konvensional (Conventional)	187.396.471	90,58%	4.792.106	95,58%	192.956.983	90,73%	4.880.842	95,61%	5.560.512	2,97%	88.736	1,85%
Syariah (Sharia)	19.488.952	9,42%	221.582	4,42%	19.723.793	9,27%	223.981	4,39%	234.841	1,20%	2.398	1,08%
Total	206.885.423	100,00%	5.013.688	100,00%	212.680.776	100,00%	5.104.823	100,00%	5.795.353	2,80%	91.135	1,82%

Keterangan: Persentase simpanan pada masing-masing jenis simpanan merupakan persentase terhadap total simpanan

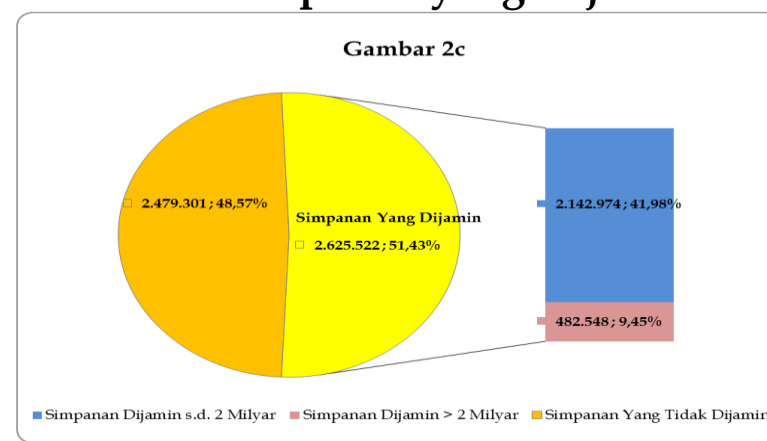
2.4. Total Simpanan dan Jumlah Rekening Berdasarkan Tiering Nominal dan Simpanan Yang Dijamin

Tabel 5 Total Simpanan Berdasarkan Tiering Nominal (Total Deposits by Tiering of Nominal) (Rp Miliar/Billion IDR)												
Tiering Nominal (Tiering of Nominal)	Apr-17				Mei-17				Δ MoM			
	Rekening (Account)	%	Nominal (Nominal)	%	Rekening (Account)	%	Nominal (Nominal)	%	Δ Rekening (Δ Account)	%	Δ Nominal (Δ Nominal)	%
N ≤ 100 Jt	202.646.710	97,95%	691.650	13,80%	208.409.583	97,99%	696.131	13,64%	5.762.873	2,84%	4.481	0,65%
100 Jt < N ≤ 200 Jt	1.928.909	0,93%	270.797	5,40%	1.933.991	0,91%	271.663	5,32%	5.082	0,26%	866	0,32%
200 Jt < N ≤ 500 Jt	1.297.357	0,63%	419.216	8,36%	1.316.790	0,62%	425.894	8,34%	19.433	1,50%	6.678	1,59%
500 Jt < N ≤ 1 M	518.070	0,25%	380.467	7,59%	523.646	0,25%	384.350	7,53%	5.576	1,08%	3.882	1,02%
1 M < N ≤ 2 M	255.162	0,12%	363.744	7,26%	255.492	0,12%	364.936	7,15%	330	0,13%	1.192	0,33%
2 M < N ≤ 5 M	153.800	0,07%	480.617	9,59%	154.658	0,07%	483.081	9,46%	858	0,56%	2.463	0,51%
N > 5 M	85.415	0,05%	2.407.197	48,00%	86.616	0,04%	2.478.768	48,56%	1.201	1,41%	71.571	2,97%
Total	206.885.423	100,00%	5.013.688	100,00%	212.680.776	100,00%	5.104.823	100,00%	5.795.353	2,80%	91.135	1,82%

Keterangan: Persentase simpanan pada masing-masing jenis simpanan merupakan persentase terhadap total simpanan

2.4.1. Distribusi Total Simpanan Jumlah Rekening Berdasarkan Simpanan yang Dijamin

Tabel 6 Distribusi Simpanan Berdasarkan Simpanan Yang Dijamin (Distribution of Deposits by Insured Deposits) (Rp Miliar/Billion IDR) Mei-17			
Keterangan	Nominal Simpanan	Rekening	Total Nominal
Simpanan Dijamin	≤ 2 Miliar	212.439.502	2.142.974
	> 2 Miliar	241.274	482.548
Subtotal Simpanan Dijamin		212.680.776	2.625.522
Simpanan Tidak Dijamin	> 2 Miliar	-	2.479.301
Subtotal Simpanan Tidak Dijamin		-	2.479.301
Total		212.680.776	5.104.823



Gambar 2c Distribusi Total Simpanan Berdasarkan Simpanan Yang Dijamin Mei 2017 (Rp Miliar)

2.5. Total Simpanan dan Jumlah Rekening Berdasarkan Kepemilikan Bank

Tabel 7 Total Simpanan Berdasarkan Kepemilikan Bank (Total Deposits by Group of Banks) (Rp Miliar/Billion IDR)																
Kepemilikan Bank (Group of Banks)	Apr-17					Mei-17					Δ MoM					
	Jumlah Bank (Number of Banks)	Rekening (Account)	%	Nominal (Nominal)	%	Jumlah Bank (Number of Banks)	Rekening (Account)	%	Nominal (Nominal)	%	Δ Jumlah Bank (Δ Number of Banks)	%	Δ Rekening (Δ Account)	%	Δ Nominal (Δ Nominal)	%
Pemerintah (State Banks)	4	120.413.057	58,20%	1.939.272	38,68%	4	125.501.956	59,01%	2.013.164	39,44%	0	0,00%	5.088.899	4,23%	73.892	3,81%
BPD (Regional Government Banks)	26	30.368.484	14,68%	495.098	9,87%	26	30.458.371	14,32%	504.054	9,87%	0	0,00%	89.887	0,30%	8.956	1,81%
Swasta Nasional (Private National Banks)	63	55.255.242	26,71%	2.229.196	44,46%	63	55.871.999	26,27%	2.230.679	43,70%	0	0,00%	616.757	1,12%	1.483	0,07%
Campuran (Joint Banks)	13	600.864	0,29%	183.005	3,65%	13	600.653	0,28%	189.223	3,71%	0	0,00%	(211)	-0,04%	6.218	3,40%
Asing (Foreign Banks)	9	247.776	0,12%	167.117	3,34%	9	247.797	0,12%	167.702	3,28%	0	0,00%	21	0,01%	586	0,35%
Total	115	206.885.423	100,00%	5.013.688	100,00%	115	212.680.776	100,00%	5.104.823	100,00%	0	0,00%	5.795.353	2,80%	91.135	1,82%

Keterangan: Persentase simpanan pada masing-masing jenis simpanan merupakan persentase terhadap total simpanan

2.6. Total Simpanan dan Jumlah Rekening Berdasarkan Valuta

Tabel 8 Total Simpanan Berdasarkan Valuta (Total Deposits by Currency) (Rp Miliar/Billion IDR)												
Jenis Simpanan (Type of Deposits)	Apr-17				Mei-17				Δ MoM			
	Rekening (Account)	%	Nominal (Nominal)	%	Rekening (Account)	%	Nominal (Nominal)	%	Δ Rekening (Δ Account)	%	Δ Nominal (Δ Nominal)	%
Rupiah (IDR)	205.839.433	99,49%	4.284.630	85,46%	211.637.811	99,51%	4.355.542	85,32%	5.798.378	2,82%	70.913	1,66%
Valas (Currency)	1.045.990	0,51%	729.058	14,54%	1.042.965	0,49%	749.280	14,68%	(3.025)	-0,29%	20.222	2,77%
Total	206.885.423	100,00%	5.013.688	100,00%	212.680.776	100,00%	5.104.823	100,00%	5.795.353	2,80%	91.135	1,82%

Keterangan: Persentase simpanan pada masing-masing jenis simpanan merupakan persentase terhadap total simpanan

Lampiran

Lampiran 1

Pertumbuhan Simpanan dan Jumlah Rekening Selama 5 Tahun (YoY)

Tabel 1.1 Pertumbuhan Total Simpanan dan Jumlah Rekening (Growth of Total Deposits and The Number of Accounts) Year on Year (YoY)						
Tahun	Rekening	Nominal (Rp Miliar)	Rekening		Nominal	
			Δ	%Δ	Δ (Rp Miliar)	%Δ
2012*	119.917.930	3.277.154	18.414.366	18,14%	446.832	15,79%
2013*	147.626.510	3.706.609	27.708.580	23,11%	429.455	13,10%
2014*	160.881.757	4.168.558	13.255.247	8,98%	461.949	12,46%
2015*	175.501.915	4.473.772	14.620.158	9,09%	305.214	7,32%
2016*	199.301.222	4.900.193	23.799.307	13,56%	426.421	9,53%
2017**	212.680.776	5.104.823	13.379.554	6,71%	204.630	4,18%

*) Data *Year on Year* (YoY) per 31 Desember

***) Data *Year to Date* (Ytd) sampai dengan Mei 2017

Lampiran 2

Total Simpanan dan Jumlah Rekening Berdasarkan Kepemilikan Simpanan, Jenis Simpanan dan Valuta

Total Simpanan Berdasarkan Kepemilikan Simpanan, Jenis Simpanan dan Valuta (Total Deposits by Ownership of Deposits, Type of Deposits and Currency) (Rp Miliar/Billion IDR)												
Jenis Simpanan (Type of Deposits)	Dana Pihak Ketiga				Simpanan Dari Bank Lain				Total			
	Rekening (Account)	%	Nominal (Nominal)	%	Rekening (Account)	%	Nominal (Nominal)	%	Rekening (Account)	%	Nominal (Nominal)	%
Giro (Demand Deposit)	2.945.427	1,39%	1.201.716	24,03%	10.610	40,46%	33.382	32,40%	2.956.037	1,39%	1.235.098	24,20%
Rupiah (IDR)	2.758.040	93,64%	898.055	74,73%	10.175	95,90%	24.555	73,56%	2.768.215	93,65%	922.610	74,70%
Valas (Currency)	187.387	6,36%	303.661	25,27%	435	4,10%	8.827	26,44%	187.822	6,35%	312.488	25,30%
Tabungan (Saving Account)	205.844.837	96,80%	1.492.139	29,83%	6.505	24,81%	4.436	4,30%	205.851.342	96,79%	1.496.574	29,30%
Rupiah (IDR)	205.129.620	99,65%	1.362.668	91,32%	6.492	99,80%	4.394	99,07%	205.136.112	99,65%	1.367.062	91,35%
Valas (Currency)	715.217	0,35%	129.471	8,68%	13	0,20%	41	0,93%	715.230	0,35%	129.512	8,65%
Deposit on Call	4.556	0,00%	75.045	1,50%	260	0,99%	31.767	30,80%	4.816	0,00%	106.812	2,10%
Rupiah (IDR)	4.349	95,46%	58.563	78,04%	259	99,62%	31.741	99,92%	4.608	95,68%	90.304	84,55%
Valas (Currency)	207	4,54%	16.481	21,96%	1	0,38%	27	0,08%	208	4,32%	16.508	15,45%
Deposito (Time Deposits)	3.859.658	1,81%	2.230.091	44,59%	8.604	32,81%	16.652	16,10%	3.868.262	1,82%	2.246.743	44,00%
Rupiah (IDR)	3.719.964	96,38%	1.939.964	86,99%	8.593	99,87%	16.007	96,13%	3.728.557	96,39%	1.955.971	87,06%
Valas (Currency)	139.694	3,62%	290.128	13,01%	11	0,13%	645	3,87%	139.705	3,61%	290.772	12,94%
Sertifikat Deposito (Certificate of Time Deposits)	76	0,00%	2.696	0,05%	243	0,93%	16.899	16,40%	319	0,00%	19.595	0,40%
Rupiah (IDR)	76	100,00%	2.696	100,00%	243	100,00%	16.899	100,00%	319	100,00%	19.595	100,00%
Valas (Currency)	0	0,00%	0	0,00%	0	0,00%	0	0,00%	0	0,00%	0	0,00%
Total	212.654.554	100,00%	5.001.687	100,00%	26.222	100,00%	103.135	100,00%	212.680.776	100,00%	5.104.823	100,00%
Rupiah (IDR)	211.612.049	99,51%	4.261.946	85,21%	25.762	98,25%	93.596	90,75%	211.637.811	99,51%	4.355.542	437,65%
Valas (Currency)	1.042.505	0,49%	739.741	14,79%	460	1,75%	9.539	9,25%	1.042.965	0,49%	749.280	62,35%

Lampiran 3

Total Simpanan dan Jumlah Rekening Berdasarkan Kepemilikan Simpanan, Tiering Nominal dan Valuta

Total Simpanan Berdasarkan Kepemilikan Simpanan, Tiering Nominal dan Valuta (Total Deposits by Ownership of Deposits, Nominal Tiering and Currency) (Rp Miliar/Billion IDR)												
Nominal Simpanan (Nominal of Deposits)	Dana Pihak Ketiga				Simpanan Dari Bank Lain				Total			
	Rekening (Account)	%	Nominal (Nominal)	%	Rekening (Account)	%	Nominal (Nominal)	%	Rekening (Account)	%	Nominal (Nominal)	%
N ≤ 100 Jt	208.398.714	98,00%	695.842	13,91%	10.869	41,45%	289	0,30%	208.409.583	97,99%	696.131	13,64%
Rupiah (IDR)	207.641.763	99,64%	682.613	98,10%	10.755	98,95%	286	99,16%	207.652.518	99,64%	682.899	98,10%
Valas (Currency)	756.951	0,36%	13.229	1,90%	114	1,05%	2	0,84%	757.065	0,36%	13.231	1,90%
100 Jt < N ≤ 200 Jt	1.931.312	0,91%	271.271	5,42%	2.679	10,22%	392	0,40%	1.933.991	0,91%	271.663	5,32%
Rupiah (IDR)	1.833.103	94,91%	257.301	94,85%	2.651	98,95%	388	98,96%	1.835.754	94,92%	257.688	94,86%
Valas (Currency)	98.209	5,09%	13.971	5,15%	28	1,05%	4	1,04%	98.237	5,08%	13.975	5,14%
200 Jt < N ≤ 500 Jt	1.312.582	0,62%	424.368	8,48%	4.208	16,05%	1.526	1,50%	1.316.790	0,62%	425.894	8,34%
Rupiah (IDR)	1.224.455	93,29%	396.472	93,43%	4.172	99,14%	1.515	99,25%	1.228.627	93,30%	397.987	93,45%
Valas (Currency)	88.127	6,71%	27.896	6,57%	36	0,86%	11	0,75%	88.163	6,70%	27.907	6,55%
500 Jt < N ≤ 1 M	520.244	0,24%	381.539	7,63%	3.402	12,97%	2.811	2,70%	523.646	0,25%	384.350	7,53%
Rupiah (IDR)	477.366	91,76%	351.618	92,16%	3.371	99,09%	2.789	99,22%	480.737	91,81%	354.406	92,21%
Valas (Currency)	42.878	8,24%	29.922	7,84%	31	0,91%	22	0,78%	42.909	8,19%	29.943	7,79%
1 M < N ≤ 2 M	253.457	0,12%	361.833	7,23%	2.035	7,76%	3.103	3,01%	255.492	0,12%	364.936	7,15%
Rupiah (IDR)	227.779	89,87%	326.075	90,12%	1.996	98,08%	3.051	98,31%	229.775	89,93%	329.126	90,19%
Valas (Currency)	25.678	10,13%	35.758	9,88%	39	1,92%	52	1,69%	25.717	10,07%	35.811	9,81%
2 M < N ≤ 5 M	153.186	0,07%	478.173	9,56%	1.472	5,61%	4.908	4,72%	154.658	0,07%	483.081	9,46%
Rupiah (IDR)	137.564	89,80%	429.897	89,90%	1.425	96,81%	4.761	97,02%	138.989	89,87%	434.659	89,98%
Valas (Currency)	15.622	10,20%	48.276	10,10%	47	3,19%	146	2,98%	15.669	10,13%	48.422	10,02%
N > 5 M	85.059	0,04%	2.388.661	47,77%	1.557	5,94%	90.107	87,37%	86.616	0,04%	2.478.768	48,56%
Rupiah (IDR)	70.019	82,32%	1.817.971	76,11%	1.392	89,40%	80.806	89,68%	71.411	82,45%	1.898.777	76,60%
Valas (Currency)	15.040	17,68%	570.690	23,89%	165	10,60%	9.301	10,32%	15.205	17,55%	579.991	23,40%
Total	212.654.554	100,00%	5.001.687	100,00%	26.222	100,00%	103.135	100,00%	212.680.776	100,00%	5.104.823	100,00%
Rupiah (IDR)	211.612.049	99,51%	4.261.946	85,21%	25.762	98,25%	93.596	90,75%	211.637.811	99,51%	4.355.542	85,32%
Valas (Currency)	1.042.505	0,49%	739.741	14,79%	460	1,75%	9.539	9,25%	1.042.965	0,49%	749.280	14,68%

Lampiran 4

Total Simpanan dan Jumlah Rekening Berdasarkan Kepemilikan Simpanan, Besaran Nilai Simpanan dan Valuta

Total Simpanan Berdasarkan Besaran Nilai Simpanan dan Valuta (Total Deposits by Nominal of Deposits and Currency) (Rp Miliar/Billion IDR)												
Nominal Simpanan (Nominal of Deposits)	Dana Pihak Ketiga				Simpanan Dari Bank Lain				Total			
	Rekening (Account)	%	Nominal (Nominal)	%	Rekening (Account)	%	Nominal (Nominal)	%	Rekening (Account)	%	Nominal (Nominal)	%
N ≤ 2 M	212.416.309	99,89%	2.134.853	42,68%	23.193	88,45%	8.120	7,87%	212.439.502	99,89%	2.142.974	41,98%
Rupiah (IDR)	211.404.466	99,52%	2.014.078	94,34%	22.945	98,93%	8.028	98,87%	211.427.411	99,52%	2.022.107	94,36%
Valas (Currency)	1.011.843	0,48%	120.775	5,66%	248	1,07%	92	1,13%	1.012.091	0,48%	120.867	5,64%
N > 2 M	238.245	0,11%	2.866.834	57,32%	3.029	11,55%	95.015	92,13%	241.274	0,11%	2.961.849	58,02%
Rupiah (IDR)	207.583	87,13%	2.247.868	78,41%	2.817	93,00%	85.568	90,06%	210.400	87,20%	2.333.436	78,78%
Valas (Currency)	30.662	12,87%	618.966	21,59%	212	7,00%	9.447	9,94%	30.874	12,80%	628.413	21,22%
Total	212.654.554	100,00%	5.001.687	100,00%	26.222	100,00%	103.135	100,00%	212.680.776	100,00%	5.104.823	100,00%
Rupiah (IDR)	211.612.049	99,51%	4.261.946	85,21%	25.762	98,25%	93.596	90,75%	211.637.811	99,51%	4.355.542	85,32%
Valas (Currency)	1.042.505	0,49%	739.741	14,79%	460	1,75%	9.539	9,25%	1.042.965	0,49%	749.280	14,68%

Lampiran 5

Total Simpanan dan Jumlah Rekening Yang Dijamin Berdasarkan Kepemilikan Simpanan, Simpanan yang Dijamin dan Valuta

Total Simpanan Berdasarkan Simpanan Yang Dijamin dan Valuta (Total Deposits by Insured Deposits and Currency) (Rp Miliar/Billion IDR)												
Nominal Simpanan (Nominal of Deposits)	Dana Pihak Ketiga				Simpanan Dari Bank Lain				Total			
	Rekening (Account)	%	Nominal (Nominal)	%	Rekening (Account)	%	Nominal (Nominal)	%	Rekening (Account)	%	Nominal (Nominal)	%
N ≤ 2 M (Dijamin Seluruhnya)	212.416.309	99,89%	2.134.853	81,75%	23.193	88,45%	8.120	57,27%	212.439.502	99,89%	2.142.974	81,62%
Rupiah (IDR)	211.404.466	99,52%	2.014.078	94,34%	22.945	98,93%	8.028	98,87%	211.427.411	99,52%	2.022.107	94,36%
Valas (Currency)	1.011.843	0,48%	120.775	5,66%	248	1,07%	92	1,13%	1.012.091	0,48%	120.867	5,64%
N > 2 M (Dijamin Sebagian)	238.245	0,11%	476.490	18,25%	3.029	11,55%	6.058	42,73%	241.274	0,11%	482.548	18,38%
Rupiah (IDR)	207.583	87,13%	415.166	87,13%	2.817	93,00%	5.634	93,00%	210.400	87,20%	420.800	87,20%
Valas (Currency)	30.662	12,87%	61.324	12,87%	212	7,00%	424	7,00%	30.874	12,80%	61.748	12,80%
Total	212.654.554	100,00%	2.611.343	100,00%	26.222	100,00%	14.178	100,00%	212.680.776	100,00%	2.625.522	100,00%
Rupiah (IDR)	211.612.049	99,51%	2.429.244	93,03%	25.762	98,25%	13.662	96,36%	211.637.811	99,51%	2.442.907	93,04%
Valas (Currency)	1.042.505	0,49%	182.099	6,97%	460	1,75%	516	3,64%	1.042.965	0,49%	182.615	6,96%

HALAMAN INI SENGAJA DI KOSONGKAN
THIS PAGE IS INTENTIONALLY LEFT BLANK

Format Lama

**Distribusi Simpanan
Bank Umum**

Mei 2017

DAFTAR ISI

Keterangan		2
1. Pertumbuhan Total Simpanan dan Jumlah Rekening pada Bank Umum		3
Total Simpanan dan Jumlah Rekening	Tabel 1	3
Pertumbuhan Total Simpanan dan Jumlah Rekening	Grafik 1	3
Tabel Pertumbuhan Simpanan dan Jumlah Rekening Year on Year	Tabel 1.1	4
2. Distribusi Total Simpanan dan Jumlah Rekening Berdasarkan Jenis Simpanan		5
2.1. Total Simpanan dan Jumlah Rekening Berdasarkan Jenis Simpanan dan Valuta	Tabel 2	5
2.2. Distribusi Total Simpanan dan Jumlah Rekening Berdasarkan Jenis Simpanan		6
Distribusi Total Simpanan Berdasarkan Jenis Simpanan	Grafik 2a	6
Distribusi Jumlah Rekening Berdasarkan jenis Simpanan	Grafik 2b	6
2.3. Dana Pihak ketiga Berdasarkan Jumlah Simpanan dan Valuta	Tabel 3	7
2.4. Distribusi Nominal dan Rekening Dana Pihak Ketiga Berdasarkan Jenis Simpanan	Grafik 3a, 3b	8
2.5. Simpanan Dari Bank Lain Berdasarkan Jenis Simpanan dan Valuta	Tabel 4	9
2.6. Distribusi Nominal dan Rekening Simpanan dari Bank Lain Berdasarkan Jenis Simpanan	Grafik 4a, 4b	10
3. Distribusi Simpanan Berdasarkan Segmen Nominal Simpanan		11
3.1. Total Simpanan Berdasarkan Segmen Nominal dan Valuta	Tabel 5	11
3.2. Dana Pihak Ketiga Berdasarkan Segmen Nominal dan Valuta	Tabel 6	12
3.3. Simpanan dari Bank Lain berdasarkan Segmen Nominal dan Valuta	Tabel 7	13
4. Distribusi Simpanan Berdasarkan Besaran Nilai Simpanan dan Valuta		14
4.1. Total Simpanan berdasarkan Besaran Nilai Simpanan dan Valuta	Tabel 8	14
4.2. Dana Pihak Ketiga berdasarkan Besaran Nilai Simpanan dan Valuta	Tabel 9	15
4.3. Simpanan dari Bank Lain berdasarkan Besaran Nilai Simpanan dan Valuta	Tabel 10	16
5. Distribusi Dana Pihak Ketiga dan Simpanan dari Bank Lain Yang Dijamin		17
5.1. Total Simpanan dan Distribusi Total Simpanan yang Dijamin dan Valuta	Tabel 11	17
Distribusi Total Simpanan Berdasarkan Simpanan yang Dijamin	Grafik 5	17
5.2. Dana Pihak Ketiga Berdasarkan Simpanan yang Dijamin dan Valuta	Tabel 12	18
Distribusi Dana Pihak Ketiga Berdasarkan Simpanan yang Dijamin dan Valuta	Grafik 6	18
5.3. Simpanan Dari Bank Lain Berdasarkan Simpanan yang Dijamin dan Valuta	Tabel 13	19
Distribusi DPK berdasarkan Simpanan yang Dijamin dan Valuta	Grafik 7	19

KETERANGAN

Sumber Data

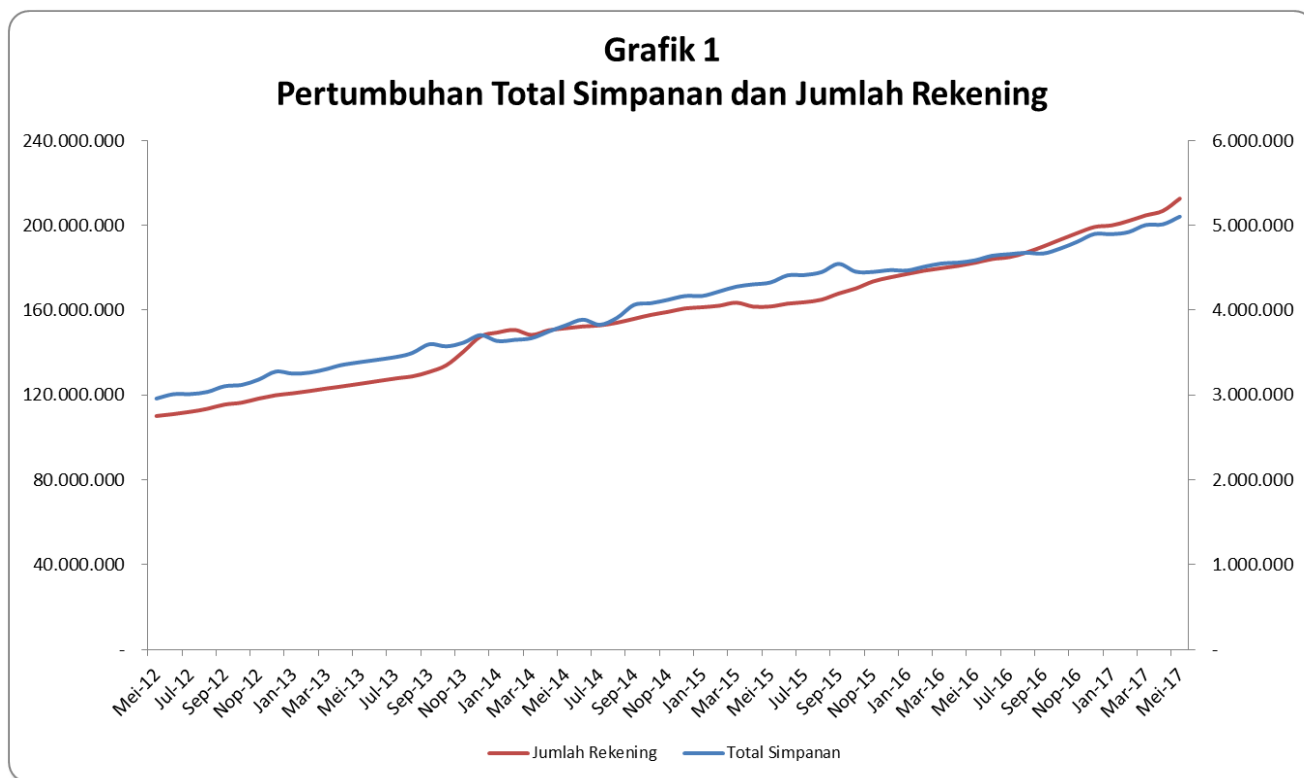
Laporan Posisi Simpanan yang disampaikan oleh 115 bank umum kepada Lembaga Penjamin Simpanan yang terdiri dari 102 Bank Umum Konvensional dan 13 Bank Umum Syariah.

Definisi

1. Simpanan meliputi dana pihak ketiga dan simpanan dari bank lain.
2. Simpanan Yang Dijamin meliputi:
 - a. seluruh simpanan dengan nominal \leq Rp2 miliar;
 - b. porsi simpanan yang dijamin (Rp2 miliar) dari seluruh simpanan dengan nominal di atas Rp2 miliar.
- Besaran Nilai Simpanan Yang Dijamin adalah Rp2 miliar per nasabah per bank sebagaimana diatur dalam Peraturan Pemerintah No. 66 Tahun 2008.

1. PERTUMBUHAN TOTAL SIMPANAN DAN JUMLAH REKENING PADA BANK UMUM

Tabel 1												
Total Simpanan dan Jumlah Rekening (Total Deposits and Number of Account) (Rp Miliar/Billion IDR)												
Bulan (Month)	2012		2013		2014		2015		2016		2017	
	Rekening (Account)	Nominal (Nominal)	Rekening (Account)	Nominal (Nominal)	Rekening (Account)	Nominal (Nominal)	Rekening (Account)	Nominal (Nominal)	Rekening (Account)	Nominal (Nominal)	Rekening (Account)	Nominal (Nominal)
Januari	100.995.991	2.812.389	120.846.777	3.253.000	149.530.751	3.637.382	161.428.538	4.168.841	177.136.748	4.468.853	200.044.129	4.897.158
Februari	100.339.507	2.809.349	121.930.266	3.265.247	150.736.550	3.651.574	162.168.106	4.222.482	178.672.163	4.512.751	202.160.883	4.922.814
Maret	101.097.601	2.879.534	123.124.821	3.307.495	148.368.994	3.671.553	163.591.483	4.279.063	179.821.572	4.550.903	204.779.770	5.005.733
April	101.531.209	2.894.013	124.229.263	3.360.062	150.569.713	3.749.915	161.703.787	4.305.689	180.940.098	4.562.444	206.885.423	5.013.688
Mei	110.120.237	2.958.972	125.418.155	3.399.580	151.524.434	3.822.525	161.794.457	4.327.966	182.436.133	4.589.454	212.680.776	5.104.823
Juni	111.011.366	3.010.181	126.795.614	3.434.159	152.378.966	3.889.318	163.120.385	4.411.687	184.178.757	4.646.114		
Juli	112.124.718	3.011.850	127.809.412	3.447.375	152.859.205	3.828.767	163.802.232	4.415.321	185.098.125	4.669.594		
Agustus	113.534.168	3.037.803	128.817.609	3.496.756	154.140.288	3.910.281	165.008.226	4.450.891	187.238.755	4.680.848		
September	115.525.552	3.104.251	130.943.737	3.599.133	155.974.513	4.062.918	167.924.825	4.546.948	190.121.455	4.675.317		
Oktober	116.426.607	3.119.552	134.082.846	3.574.573	157.829.886	4.084.023	170.285.831	4.454.886	193.352.001	4.728.887		
Nopember	118.364.092	3.182.867	140.510.194	3.617.855	159.273.484	4.124.111	173.560.667	4.452.219	196.468.148	4.809.306		
Desember	119.917.930	3.277.154	147.626.510	3.706.609	160.881.757	4.168.558	175.501.915	4.473.772	199.301.222	4.900.193		



Tabel 1.1
Pertumbuhan Total Simpanan dan Jumlah Rekening
(Growth of Total Deposits and The Number of Accounts)
Year on Year (YoY)

Tahun	Rekening	Nominal (Rp Miliar)	Rekening		Nominal	
			Δ	%Δ	Δ (Rp Miliar)	%Δ
2012*	119.917.930	3.277.154	18.414.366	18,14%	446.832	15,79%
2013*	147.626.510	3.706.609	27.708.580	23,11%	429.455	13,10%
2014*	160.881.757	4.168.558	13.255.247	8,98%	461.949	12,46%
2015*	175.501.915	4.473.772	14.620.158	9,09%	305.214	7,32%
2016*	199.301.222	4.900.193	23.799.307	13,56%	426.421	9,53%
2017**	212.680.776	5.104.823	13.379.554	6,71%	204.630	4,18%

*) Data *Year on Year* (YoY) per 31 Desember

***) Data *Year to Date* (Ytd) sampai dengan Mei 2017

2. DISTRIBUSI TOTAL SIMPANAN DAN JUMLAH REKENING BERDASARKAN JENIS SIMPANAN

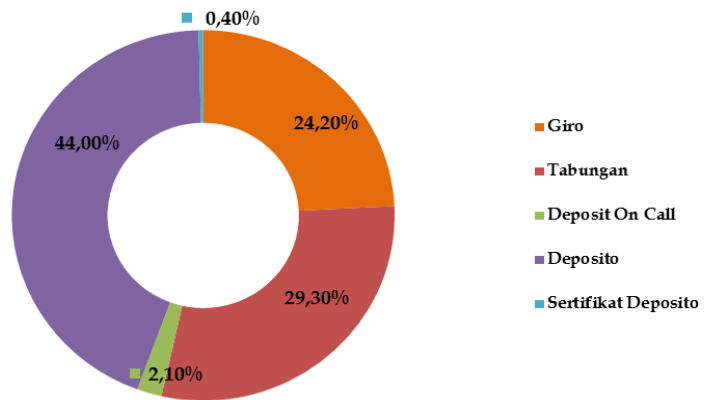
2.1. Total Simpanan dan Jumlah Rekening Berdasarkan Jenis Simpanan dan Valuta

Tabel 2 Total Simpanan Berdasarkan Jenis Simpanan dan Valuta (Total Deposits by Type of Deposits and Foreign Exchange) (Rp Miliar/Billion IDR)												
Jenis Simpanan (Type of Deposits)	Mei-17				Apr-17				Δ			
	Rekening (Account)	%	Nominal (Nominal)	%	Rekening (Account)	%	Nominal (Nominal)	%	Δ Rekening (Δ Account)	%	Δ Nominal (Δ Nominal)	%
Giro (Demand Deposit)	2.956.037	1,39%	1.235.098	24,20%	2.942.208	1,40%	1.183.915	23,61%	13.829	0,47%	51.183	4,32%
Rupiah (IDR)	2.768.215	93,65%	922.610	74,70%	2.752.934	93,57%	888.326	75,03%	15.281	0,56%	34.284	3,86%
Valas (Foreign Exchange)	187.822	6,35%	312.488	25,30%	189.274	6,43%	295.589	24,97%	(1.452)	-0,77%	16.899	5,72%
Tabungan (Saving Account)	205.851.342	96,79%	1.496.574	29,30%	200.067.228	96,70%	1.479.837	29,52%	5.784.114	2,89%	16.737	1,13%
Rupiah (IDR)	205.136.112	99,65%	1.367.062	91,35%	199.351.253	99,64%	1.350.161	91,24%	5.784.859	2,90%	16.901	1,25%
Valas (Foreign Exchange)	715.230	0,35%	129.512	8,65%	715.975	0,36%	129.676	8,76%	(745)	-0,10%	(164)	-0,13%
Deposit on Call	4.816	0,00%	106.812	2,10%	4.587	0,00%	81.180	1,62%	229	4,99%	25.632	31,57%
Rupiah (IDR)	4.608	95,68%	90.304	84,55%	4.372	95,31%	74.713	92,03%	236	5,40%	15.591	20,87%
Valas (Foreign Exchange)	208	4,32%	16.508	15,45%	215	4,69%	6.467	7,97%	(7)	-3,26%	10.041	155,27%
Deposito (Time Deposits)	3.868.262	1,82%	2.246.743	44,00%	3.871.109	1,90%	2.251.398	44,91%	(2.847)	-0,07%	(4.655)	-0,21%
Rupiah (IDR)	3.728.557	96,39%	1.955.971	87,06%	3.730.583	96,37%	1.954.072	86,79%	(2.026)	-0,05%	1.899	0,10%
Valas (Foreign Exchange)	139.705	3,61%	290.772	12,94%	140.526	3,63%	297.327	13,21%	(821)	-0,58%	(6.554)	-2,20%
Sertifikat Deposito (Certificate of Time Deposits)	319	0,00%	19.595	0,40%	291	0,00%	17.358	0,34%	28	9,62%	2.237	12,89%
Rupiah (IDR)	319	100,00%	19.595	100,00%	291	100,00%	17.358	100,00%	28	9,62%	2.237	12,89%
Valas (Foreign Exchange)	0	0,00%	0	0,00%	0	0,00%	0	0,00%	0	0,00%	0	0,00%
Total	212.680.776	100,00%	5.104.823	100,00%	206.885.423	100,00%	5.013.688	100,00%	5.795.353	2,80%	91.135	1,82%
Rupiah (IDR)	211.637.811	99,51%	4.355.542	85,32%	205.839.433	99,49%	4.284.630	85,46%	5.798.378	2,82%	70.913	1,66%
Valas (Foreign Exchange)	1.042.965	0,49%	749.280	14,68%	1.045.990	0,51%	729.058	14,54%	(3.025)	-0,29%	20.222	2,77%

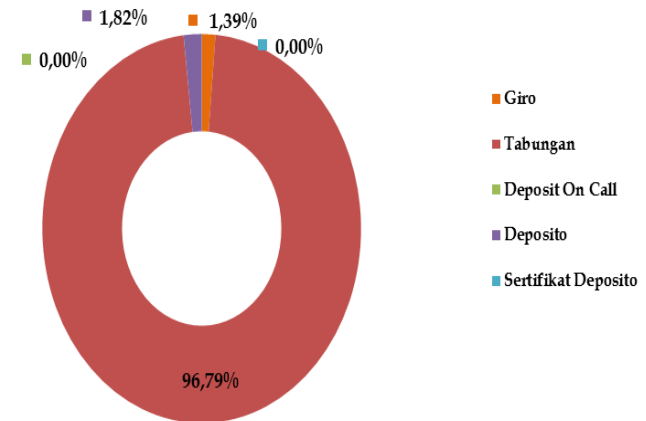
Keterangan: Prosentase simpanan pada masing-masing jenis simpanan merupakan prosentase terhadap total simpanan

2.2. Total Simpanan dan Jumlah Rekening Berdasarkan Jenis Simpanan dan Valuta Mei 2017

Gambar 2a
Distribusi Total Simpanan Berdasarkan Jenis Simpanan



Gambar 2b
Distribusi Jumlah Rekening Berdasarkan Jenis Simpanan

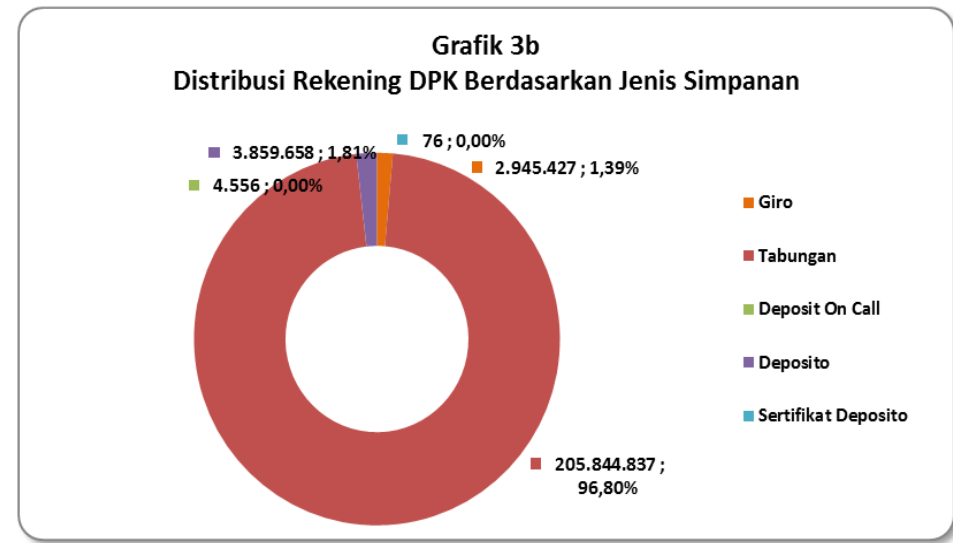
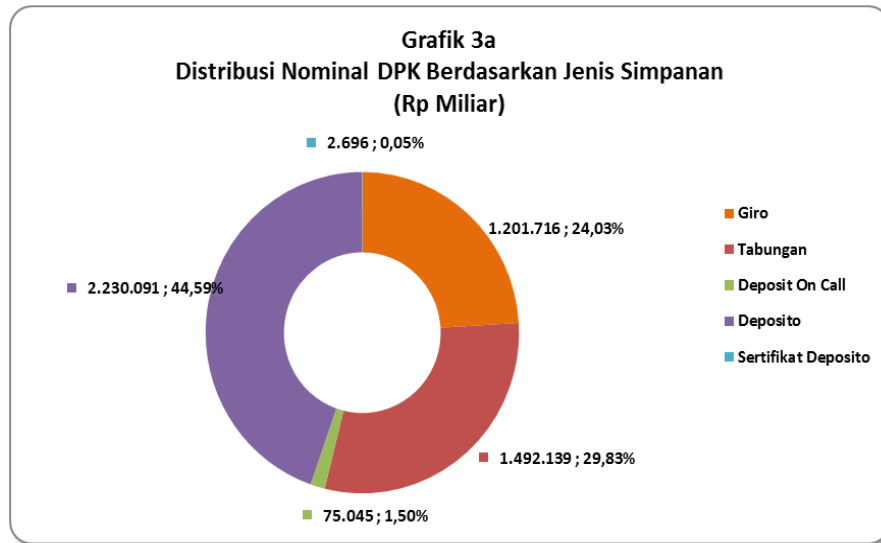


2.3. Dana Pihak Ketiga (DPK) Berdasarkan Jenis Simpanan dan Valuta

Tabel 3												
DPK Berdasarkan Jenis Simpanan dan Valuta (Third Party-Fund by Type of Deposits and Foreign Exchange) (Rp Miliar/Billion IDR)												
Jenis Simpanan (Type of Deposits)	Apr-17				Mei-17				Δ			
	Rekening (Account)	%	Nominal (Nominal)	%	Rekening (Account)	%	Nominal (Nominal)	%	Δ Rekening (Δ Account)	%	Δ Nominal (Δ Nominal)	%
Giro (Demand Deposit)	2.931.586	1,42%	1.146.680	23,36%	2.945.427	1,39%	1.201.716	24,03%	13.841	0,47%	55.036	4,80%
Rupiah (IDR)	2.742.750	93,56%	865.774	75,50%	2.758.040	93,64%	898.055	74,73%	15.290	0,56%	32.281	3,73%
Valas (Foreign Exchange)	188.836	6,44%	280.907	24,50%	187.387	6,36%	303.661	25,27%	(1.449)	-0,77%	22.755	8,10%
Tabungan (Saving Account)	200.060.744	96,71%	1.475.711	30,06%	205.844.837	96,80%	1.492.139	29,83%	5.784.093	2,89%	16.428	1,11%
Rupiah (IDR)	199.344.782	99,64%	1.346.067	91,21%	205.129.620	99,65%	1.362.668	91,32%	5.784.838	2,90%	16.601	1,23%
Valas (Foreign Exchange)	715.962	0,36%	129.644	8,79%	715.217	0,35%	129.471	8,68%	(745)	-0,10%	(173)	-0,13%
Deposit on Call	4.339	0,00%	48.817	0,99%	4.556	0,00%	75.045	1,50%	217	5,00%	26.227	53,73%
Rupiah (IDR)	4.125	95,07%	42.377	86,81%	4.349	95,46%	58.563	78,04%	224	5,43%	16.186	38,20%
Valas (Foreign Exchange)	214	4,93%	6.440	13,19%	207	4,54%	16.481	21,96%	(7)	-3,27%	10.041	155,91%
Deposito (Time Deposits)	3.862.043	1,87%	2.235.586	45,54%	3.859.658	1,81%	2.230.091	44,59%	(2.385)	-0,06%	(5.495)	-0,25%
Rupiah (IDR)	3.721.527	96,36%	1.938.922	86,73%	3.719.964	96,38%	1.939.964	86,99%	(1.563)	-0,04%	1.041	0,05%
Valas (Foreign Exchange)	140.516	3,64%	296.663	13,27%	139.694	3,62%	290.128	13,01%	(822)	-0,58%	(6.536)	-2,20%
Sertifikat Deposito (Certificate of Time Deposits)	75	0,00%	2.686	0,05%	76	0,00%	2.696	0,05%	1	1,33%	11	0,40%
Rupiah (IDR)	75	100,00%	2.686	100,00%	76	100,00%	2.696	100,00%	1	1,33%	11	0,40%
Valas (Foreign Exchange)	-	0,00%	-	0,00%	-	0,00%	-	0,00%	0	0,00%	0	0,00%
Total	206.858.787	100,00%	4.909.480	100,00%	212.654.554	100,00%	5.001.687	100,00%	5.795.767	2,80%	92.207	1,88%
Rupiah (IDR)	205.813.259	99,49%	4.195.826	85,46%	211.612.049	99,51%	4.261.946	85,21%	5.798.790	2,82%	66.121	1,58%
Valas (Foreign Exchange)	1.045.528	0,51%	713.654	14,54%	1.042.505	0,49%	739.741	14,79%	(3.023)	-0,29%	26.087	3,66%

Keterangan: Prosentase simpanan pada masing-masing jenis simpanan merupakan prosentase terhadap total simpanan

2.4. Distribusi Nominal dan Rekening Dana Pihak Ketiga Berdasarkan Jenis Simpanan Mei 2017

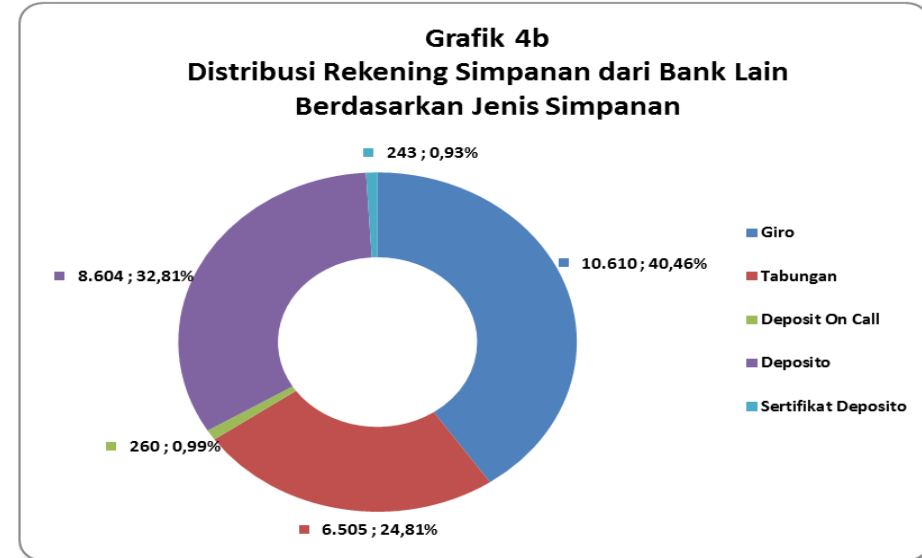
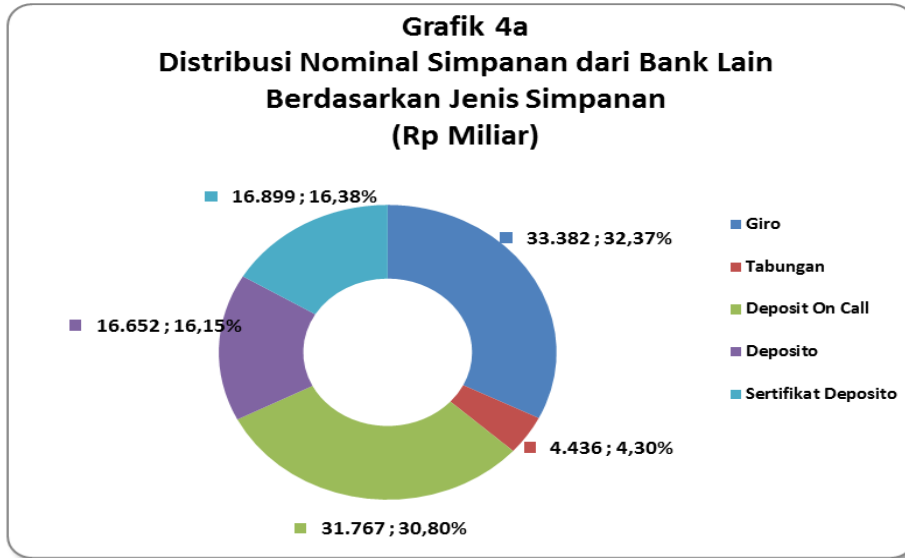


2.5. Simpanan Dari Bank Lain Berdasarkan Jenis Simpanan dan Valuta

Tabel 4												
Simpanan Dari Bank Lain Berdasarkan Jenis Simpanan dan Valuta (Funds From Other Banks by Type of Deposits and Foreign Exchange) (Rp Miliar/Billion IDR)												
Jenis Simpanan (Type of Deposits)	Apr-17				Mei-17				Δ			
	Rekening (Account)	%	Nominal (Nominal)	%	Rekening (Account)	%	Nominal (Nominal)	%	Δ Rekening (Δ Account)	%	Δ Nominal (Δ Nominal)	%
Giro (Demand Deposit)	10.622	39,88%	37.235	35,73%	10.610	40,46%	33.382	32,37%	(12)	-0,11%	(3.853)	-10,35%
Rupiah (IDR)	10.184	95,88%	22.553	60,57%	10.175	95,90%	24.555	73,56%	(9)	-0,09%	2.003	8,88%
Valas (Foreign Exchange)	438	4,12%	14.682	39,43%	435	4,10%	8.827	26,44%	(3)	-0,68%	(5.856)	-39,88%
Tabungan (Saving Account)	6.484	24,34%	4.126	3,96%	6.505	24,81%	4.436	4,30%	21	0,32%	310	7,50%
Rupiah (IDR)	6.471	99,80%	4.094	99,22%	6.492	99,80%	4.394	99,07%	21	0,32%	301	7,34%
Valas (Foreign Exchange)	13	0,20%	32	0,78%	13	0,20%	41	0,93%	0	0,00%	9	28,34%
Deposit on Call	248	0,93%	32.362	31,06%	260	0,99%	31.767	30,80%	12	4,84%	(595)	-1,84%
Rupiah (IDR)	247	99,60%	32.336	99,92%	259	99,62%	31.741	99,92%	12	4,86%	(595)	-1,84%
Valas (Foreign Exchange)	1	0,40%	27	0,08%	1	0,38%	27	0,08%	0	0,00%	(0)	-0,05%
Deposito (Time Deposits)	9.066	34,04%	15.813	15,17%	8.604	32,81%	16.652	16,15%	(462)	-5,10%	840	5,31%
Rupiah (IDR)	9.056	99,89%	15.150	95,81%	8.593	99,87%	16.007	96,13%	(463)	-5,11%	858	5,66%
Valas (Foreign Exchange)	10	0,11%	663	4,19%	11	0,13%	645	3,87%	1	10,00%	(18)	-2,76%
Sertifikat Deposito (Certificate of Time Deposits)	216	0,81%	14.672	14,08%	243	0,93%	16.899	16,38%	27	12,50%	2.226	15,17%
Rupiah (IDR)	216	100,00%	14.672	100,00%	243	100,00%	16.899	100,00%	27	12,50%	2.226	15,17%
Valas (Foreign Exchange)	-	0,00%	-	0,00%	-	0,00%	-	0,00%	0	0,00%	0	0,00%
Total	26.636	100,00%	104.208	100,00%	26.222	100,00%	103.135	100,00%	(414)	-1,55%	(1.073)	-1,03%
Rupiah (IDR)	26.174	98,27%	88.804	85,22%	25.762	98,25%	93.596	90,75%	(412)	-1,57%	4.792	5,40%
Valas (Foreign Exchange)	462	1,73%	15.404	14,78%	460	1,75%	9.539	9,25%	(2)	-0,43%	(5.865)	-38,07%

Keterangan: Prosentase simpanan pada masing-masing jenis simpanan merupakan prosentase terhadap total simpanan

2.6. Distribusi Nominal dan Rekening Simpanan dari Bank Lain Berdasarkan Jenis Simpanan Mei 2017



3. DISTRIBUSI SIMPANAN BERDASARKAN SEGMENT NOMINAL SIMPANAN

3.1. Total Simpanan Berdasarkan Segmen Nominal dan Valuta

Tabel 5 Total Simpanan Berdasarkan Segmen Nominal dan Valuta (Total Deposits by Nominal Segmentation and Foreign Exchange) (Rp Miliar/Billion IDR)												
Nominal Simpanan (Nominal of Deposits)	Apr-17				Mei-17				Δ			
	Rekening (Account)	%	Nominal (Nominal)	%	Rekening (Account)	%	Nominal (Nominal)	%	Δ Rekening (Δ Account)	%	Δ Nominal (Δ Nominal)	%
N ≤ 100 Jt	202.646.710	97,95%	691.650	13,80%	208.409.583	97,99%	696.131	13,64%	5.762.873	2,84%	4.481	0,65%
Rupiah (IDR)	201.887.995	99,63%	678.362	98,08%	207.652.518	99,64%	682.899	98,10%	5.764.523	2,86%	4.537	0,67%
Valas (Foreign Exchange)	758.715	0,37%	13.288	1,92%	757.065	0,36%	13.231	1,90%	(1.650)	-0,22%	(56)	-0,42%
100 Jt < N ≤ 200 Jt	1.928.909	0,93%	270.797	5,40%	1.933.991	0,91%	271.663	5,32%	5.082	0,26%	866	0,32%
Rupiah (IDR)	1.830.374	94,89%	256.790	94,83%	1.835.754	94,92%	257.688	94,86%	5.380	0,29%	898	0,35%
Valas (Foreign Exchange)	98.535	5,11%	14.007	5,17%	98.237	5,08%	13.975	5,14%	(298)	-0,30%	(32)	-0,23%
200 Jt < N ≤ 500 Jt	1.297.357	0,63%	419.216	8,36%	1.316.790	0,62%	425.894	8,34%	19.433	1,50%	6.678	1,59%
Rupiah (IDR)	1.208.738	93,17%	391.164	93,31%	1.228.627	93,30%	397.987	93,45%	19.889	1,65%	6.823	1,74%
Valas (Foreign Exchange)	88.619	6,83%	28.052	6,69%	88.163	6,70%	27.907	6,55%	(456)	-0,51%	(145)	-0,52%
500 Jt < N ≤ 1 M	518.070	0,25%	380.467	7,59%	523.646	0,25%	384.350	7,53%	5.576	1,08%	3.882	1,02%
Rupiah (IDR)	475.054	91,70%	350.464	92,11%	480.737	91,81%	354.406	92,21%	5.683	1,20%	3.943	1,13%
Valas (Foreign Exchange)	43.016	8,30%	30.004	7,89%	42.909	8,19%	29.943	7,79%	(107)	-0,25%	(60)	-0,20%
1 M < N ≤ 2 M	255.162	0,12%	363.744	7,26%	255.492	0,12%	364.936	7,15%	330	0,13%	1.192	0,33%
Rupiah (IDR)	229.293	89,86%	327.744	90,10%	229.775	89,93%	329.126	90,19%	482	0,21%	1.382	0,42%
Valas (Foreign Exchange)	25.869	10,14%	36.000	9,90%	25.717	10,07%	35.811	9,81%	(152)	-0,59%	(190)	-0,53%
2 M < N ≤ 5 M	153.800	0,07%	480.617	9,59%	154.658	0,07%	483.081	9,46%	858	0,56%	2.463	0,51%
Rupiah (IDR)	137.923	89,68%	431.501	89,78%	138.989	89,87%	434.659	89,98%	1.066	0,77%	3.158	0,73%
Valas (Foreign Exchange)	15.877	10,32%	49.116	10,22%	15.669	10,13%	48.422	10,02%	(208)	-1,31%	(694)	-1,41%
N > 5 M	85.415	0,05%	2.407.197	48,01%	86.616	0,04%	2.478.768	48,56%	1.201	1,41%	71.571	2,97%
Rupiah (IDR)	70.056	82,02%	1.848.606	76,79%	71.411	82,45%	1.898.777	76,60%	1.355	1,93%	50.172	2,71%
Valas (Foreign Exchange)	15.359	17,98%	558.592	23,21%	15.205	17,55%	579.991	23,40%	(154)	-1,00%	21.400	3,83%
Total	206.885.423	100,00%	5.013.688	100,00%	212.680.776	100,00%	5.104.823	100,00%	5.795.353	2,80%	91.135	1,82%
Rupiah (IDR)	205.839.433	99,49%	4.284.630	85,46%	211.637.811	99,51%	4.355.542	85,32%	5.798.378	2,82%	70.913	1,66%
Valas (Foreign Exchange)	1.045.990	0,51%	729.058	14,54%	1.042.965	0,49%	749.280	14,68%	(3.025)	-0,29%	20.222	2,77%

Keterangan: Prosentase simpanan pada masing-masing segmen nominal simpanan merupakan prosentase terhadap total simpanan

3.2. Dana Pihak Ketiga Berdasarkan Segmen Nominal dan Valuta

Tabel 6												
DPK Berdasarkan Segmen Nominal dan Valuta (Third Party-Fund by Nominal Segmentation and Foreign Exchange) (Rp Miliar/Billion IDR)												
Nominal Simpanan (Nominal of Deposits)	Apr-17				Mei-17				Δ			
	Rekening (Account)	%	Nominal (Nominal)	%	Rekening (Account)	%	Nominal (Nominal)	%	Δ Rekening (Δ Account)	%	Δ Nominal (Δ Nominal)	%
N ≤ 100 Jt	202.635.868	97,96%	691.365	14,10%	208.398.714	98,00%	695.842	13,90%	5.762.846	2,84%	4.477	0,65%
Rupiah (IDR)	201.877.272	99,63%	678.080	98,08%	207.641.763	99,64%	682.613	98,10%	5.764.491	2,86%	4.533	0,67%
Valas (Foreign Exchange)	758.596	0,37%	13.285	1,92%	756.951	0,36%	13.229	1,90%	(1.645)	-0,22%	(56)	-0,42%
100 Jt < N ≤ 200 Jt	1.926.154	0,93%	270.393	5,50%	1.931.312	0,91%	271.271	5,40%	5.158	0,27%	878	0,32%
Rupiah (IDR)	1.827.651	94,89%	256.391	94,82%	1.833.103	94,91%	257.301	94,85%	5.452	0,30%	910	0,35%
Valas (Foreign Exchange)	98.503	5,11%	14.002	5,18%	98.209	5,09%	13.971	5,15%	(294)	-0,30%	(32)	-0,23%
200 Jt < N ≤ 500 Jt	1.293.014	0,63%	417.628	8,50%	1.312.582	0,62%	424.368	8,50%	19.568	1,51%	6.739	1,61%
Rupiah (IDR)	1.204.425	93,15%	389.586	93,29%	1.224.455	93,29%	396.472	93,43%	20.030	1,66%	6.885	1,77%
Valas (Foreign Exchange)	88.589	6,85%	28.042	6,71%	88.127	6,71%	27.896	6,57%	(462)	-0,52%	(146)	-0,52%
500 Jt < N ≤ 1 M	514.511	0,25%	377.500	7,70%	520.244	0,24%	381.539	7,60%	5.733	1,11%	4.039	1,07%
Rupiah (IDR)	471.531	91,65%	347.522	92,06%	477.366	91,76%	351.618	92,16%	5.835	1,24%	4.096	1,18%
Valas (Foreign Exchange)	42.980	8,35%	29.979	7,94%	42.878	8,24%	29.922	7,84%	(102)	-0,24%	(57)	-0,19%
1 M < N ≤ 2 M	253.025	0,12%	360.490	7,30%	253.457	0,12%	361.833	7,20%	432	0,17%	1.343	0,37%
Rupiah (IDR)	227.195	89,79%	324.544	90,03%	227.779	89,87%	326.075	90,12%	584	0,26%	1.532	0,47%
Valas (Foreign Exchange)	25.830	10,21%	35.946	9,97%	25.678	10,13%	35.758	9,88%	(152)	-0,59%	(188)	-0,52%
2 M < N ≤ 5 M	152.291	0,07%	475.530	9,70%	153.186	0,07%	478.173	9,60%	895	0,59%	2.643	0,56%
Rupiah (IDR)	136.459	89,60%	426.554	89,70%	137.564	89,80%	429.897	89,90%	1.105	0,81%	3.344	0,78%
Valas (Foreign Exchange)	15.832	10,40%	48.976	10,30%	15.622	10,20%	48.276	10,10%	(210)	-1,33%	(700)	-1,43%
N > 5 M	83.924	0,04%	2.316.573	47,20%	85.059	0,04%	2.388.661	47,80%	1.135	1,35%	72.088	3,11%
Rupiah (IDR)	68.726	81,89%	1.773.150	76,54%	70.019	82,32%	1.817.971	76,11%	1.293	1,88%	44.821	2,53%
Valas (Foreign Exchange)	15.198	18,11%	543.423	23,46%	15.040	17,68%	570.690	23,89%	(158)	-1,04%	27.267	5,02%
Total	206.858.787	100,00%	4.909.480	100,00%	212.654.554	100,00%	5.001.687	100,00%	5.795.767	2,80%	92.207	1,88%
Rupiah (IDR)	205.813.259	99,49%	4.195.826	85,46%	211.612.049	99,51%	4.261.946	85,21%	5.798.790	2,82%	66.121	1,58%
Valas (Foreign Exchange)	1.045.528	0,51%	713.654	14,54%	1.042.505	0,49%	739.741	14,79%	(3.023)	-0,29%	26.087	3,66%

Keterangan: Prosentase simpanan pada masing-masing segmen nominal simpanan merupakan prosentase terhadap total simpanan

3.3. Simpanan dari Bank Lain Berdasarkan Segmen Nominal dan Valuta

Tabel 7												
Simpanan Dari Bank Lain Berdasarkan Segmen Nominal dan Valuta (Funds From Other Banks by Nominal Segmentation and Foreign Exchange) (Rp Miliar/Billion IDR)												
Nominal Simpanan (Nominal of Deposits)	Apr-17				Mei-17				Δ			
	Rekening (Account)	%	Nominal (Nominal)	%	Rekening (Account)	%	Nominal (Nominal)	%	Δ Rekening (Δ Account)	%	Δ Nominal (Δ Nominal)	%
N ≤ 100 Jt	10.842	40,70%	284	0,27%	10.869	41,45%	289	0,28%	27	0,25%	4	1,42%
Rupiah (IDR)	10.723	98,90%	282	99,04%	10.755	98,95%	286	99,16%	32	0,30%	4	1,55%
Valas (Foreign Exchange)	119	1,10%	3	0,96%	114	1,05%	2	0,84%	(5)	-4,20%	(0)	-11,20%
100 Jt < N ≤ 200 Jt	2.755	10,34%	404	0,39%	2.679	10,22%	392	0,38%	(76)	-2,76%	(12)	-3,07%
Rupiah (IDR)	2.723	98,84%	400	98,87%	2.651	98,95%	388	98,96%	(72)	-2,64%	(12)	-2,98%
Valas (Foreign Exchange)	32	1,16%	5	1,13%	28	1,05%	4	1,04%	(4)	-12,50%	(1)	-11,23%
200 Jt < N ≤ 500 Jt	4.343	16,31%	1.587	1,52%	4.208	16,05%	1.526	1,48%	(135)	-3,11%	(61)	-3,83%
Rupiah (IDR)	4.313	99,31%	1.577	99,39%	4.172	99,14%	1.515	99,25%	(141)	-3,27%	(62)	-3,96%
Valas (Foreign Exchange)	30	0,69%	10	0,61%	36	0,86%	11	0,75%	6	20,00%	2	17,04%
500 Jt < N ≤ 1 M	3.559	13,36%	2.967	2,85%	3.402	12,97%	2.811	2,73%	(157)	-4,41%	(156)	-5,27%
Rupiah (IDR)	3.523	98,99%	2.942	99,16%	3.371	99,09%	2.789	99,22%	(152)	-4,31%	(153)	-5,21%
Valas (Foreign Exchange)	36	1,01%	25	0,84%	31	0,91%	22	0,78%	(5)	-13,89%	(3)	-12,31%
1 M < N ≤ 2 M	2.137	8,02%	3.254	3,12%	2.035	7,76%	3.103	3,01%	(102)	-4,77%	(151)	-4,64%
Rupiah (IDR)	2.098	98,18%	3.200	98,34%	1.996	98,08%	3.051	98,31%	(102)	-4,86%	(150)	-4,67%
Valas (Foreign Exchange)	39	1,82%	54	1,66%	39	1,92%	52	1,69%	0	0,00%	(2)	-3,02%
2 M < N ≤ 5 M	1.509	5,67%	5.087	4,88%	1.472	5,61%	4.908	4,76%	(37)	-2,45%	(180)	-3,53%
Rupiah (IDR)	1.464	97,02%	4.947	97,25%	1.425	96,81%	4.761	97,02%	(39)	-2,66%	(186)	-3,75%
Valas (Foreign Exchange)	45	2,98%	140	2,75%	47	3,19%	146	2,98%	2	4,44%	6	4,31%
N > 5 M	1.491	5,60%	90.624	86,96%	1.557	5,94%	90.107	87,37%	66	4,43%	(516)	-0,57%
Rupiah (IDR)	1.330	89,20%	75.456	83,26%	1.392	89,40%	80.806	89,68%	62	4,66%	5.351	7,09%
Valas (Foreign Exchange)	161	10,80%	15.168	16,74%	165	10,60%	9.301	10,32%	4	2,48%	(5.867)	-38,68%
Total	26.636	100,00%	104.208	100,00%	26.222	100,00%	103.135	100,00%	(414)	-1,55%	(1.073)	-1,03%
Rupiah (IDR)	26.174	98,27%	88.804	85,22%	25.762	98,25%	93.596	90,75%	(412)	-1,57%	4.792	5,40%
Valas (Foreign Exchange)	462	1,73%	15.404	14,78%	460	1,75%	9.539	9,25%	(2)	-0,43%	(5.865)	-38,07%

Keterangan: Prosentase simpanan pada masing-masing segmen nominal simpanan merupakan prosentase terhadap total simpanan

4. DISTRIBUSI SIMPANAN BERDASARKAN BESARAN NILAI SIMPANAN DAN VALUTA

4.1. Total Simpanan Berdasarkan Besaran Nilai Simpanan dan Valuta

Tabel 8 Total Simpanan Berdasarkan Besaran Nilai Simpanan dan Valuta (Total Deposits by Nominal of Deposits and Foreign Exchange) (Rp Miliar/Billion IDR)												
Nominal Simpanan (Nominal of Deposits)	Apr-17				Mei-17				Δ			
	Rekening (Account)	%	Nominal (Nominal)	%	Rekening (Account)	%	Nominal (Nominal)	%	Δ Rekening (Δ Account)	%	Δ Nominal (Δ Nominal)	%
N ≤ 2 M	206.646.208	99,88%	2.125.874	42,40%	212.439.502	99,89%	2.142.974	41,98%	5.793.294	2,80%	17.100	0,80%
Rupiah (IDR)	205.631.454	99,51%	2.004.523	94,29%	211.427.411	99,52%	2.022.107	94,36%	5.795.957	2,82%	17.583	0,88%
Valas (Foreign Exchange)	1.014.754	0,49%	121.351	5,71%	1.012.091	0,48%	120.867	5,64%	(2.663)	-0,26%	(483)	-0,40%
N > 2 M	239.215	0,12%	2.887.814	57,60%	241.274	0,11%	2.961.849	58,02%	2.059	0,86%	74.035	2,56%
Rupiah (IDR)	207.979	86,94%	2.280.106	78,96%	210.400	87,20%	2.333.436	78,78%	2.421	1,16%	53.329	2,34%
Valas (Foreign Exchange)	31.236	13,06%	607.708	21,04%	30.874	12,80%	628.413	21,22%	(362)	-1,16%	20.705	3,41%
Total	206.885.423	100,00%	5.013.688	100,00%	212.680.776	100,00%	5.104.823	100,00%	5.795.353	2,80%	91.135	1,82%
Rupiah (IDR)	205.839.433	99,49%	4.284.630	85,46%	211.637.811	99,51%	4.355.541	85,32%	5.798.378	2,82%	70.912	1,66%
Valas (Foreign Exchange)	1.045.990	0,51%	729.058	14,54%	1.042.965	0,49%	749.280	14,68%	(3.025)	-0,29%	20.222	2,77%

Keterangan: Prosentase simpanan pada masing-masing segmen nominal simpanan meruakan prosentase terhadap total simpanan

4.2. Dana Pihak Ketiga Berdasarkan Besaran Nilai Simpanan dan Valuta

Tabel 9												
DPK Berdasarkan Besaran Nilai Simpanan dan Valuta (Third Party-Fund by Nominal of Deposits and Foreign Exchange) (Rp Miliar/Billion IDR)												
Nominal Simpanan (Nominal of Deposits)	Apr-17				Mei-17				Δ			
	Rekening (Account)	%	Nominal (Nominal)	%	Rekening (Account)	%	Nominal (Nominal)	%	Δ Rekening (Δ Account)	%	Δ Nominal (Δ Nominal)	%
N ≤ 2 M	206.622.572	99,89%	2.117.377	43,13%	212.416.309	99,89%	2.134.853	42,68%	5.793.737	2,80%	17.477	0,83%
Rupiah (IDR)	205.608.074	99,51%	1.996.122	94,27%	211.404.466	99,52%	2.014.078	94,34%	5.796.392	2,82%	17.956	0,90%
Valas (Foreign Exchange)	1.014.498	0,49%	121.255	5,73%	1.011.843	0,48%	120.775	5,66%	(2.655)	-0,26%	(480)	-0,40%
N > 2 M	236.215	0,11%	2.792.103	56,87%	238.245	0,11%	2.866.834	57,32%	2.030	0,86%	74.731	2,68%
Rupiah (IDR)	205.185	86,86%	2.199.704	78,78%	207.583	87,13%	2.247.868	78,41%	2.398	1,17%	48.164	2,19%
Valas (Foreign Exchange)	31.030	13,14%	592.400	21,22%	30.662	12,87%	618.966	21,59%	(368)	-1,19%	26.566	4,48%
Total	206.858.787	100,00%	4.909.480	100,00%	212.654.554	100,00%	5.001.687	100,00%	5.795.767	2,80%	92.207	1,88%
Rupiah (IDR)	205.813.259	99,49%	4.195.826	85,46%	211.612.049	99,51%	4.261.946	85,21%	5.798.790	2,82%	66.121	1,58%
Valas (Foreign Exchange)	1.045.528	0,51%	713.654	14,54%	1.042.505	0,49%	739.741	14,79%	(3.023)	-0,29%	26.087	3,66%

Keterangan: Prosentase simpanan pada masing-masing segmen nominal simpanan merupakan prosentase terhadap total simpanan

4.3. Simpanan Dari Bank Lain Berdasarkan Besaran Nilai Simpanan dan Valuta

Tabel 10												
Simpanan Dari Bank Lain Berdasarkan Besaran Nilai Simpanan dan Valuta (Funds From Other Banks by Nominal of Deposits and Foreign Exchange) (Rp Miliar/Billion IDR)												
Nominal Simpanan (Nominal of Deposits)	Apr-17				Mei-17				Δ			
	Rekening (Account)	%	Nominal (Nominal)	%	Rekening (Account)	%	Nominal (Nominal)	%	Δ Rekening (Δ Account)	%	Δ Nominal (Δ Nominal)	%
N ≤ 2 M	23.636	88,74%	8.497	8,15%	23.193	88,45%	8.120	7,87%	(443)	-1,87%	(377)	-4,43%
Rupiah (IDR)	23.380	98,92%	8.401	98,87%	22.945	98,93%	8.028	98,87%	(435)	-1,86%	(373)	-4,44%
Valas (Foreign Exchange)	256	1,08%	96	1,13%	248	1,07%	92	1,13%	(8)	-3,13%	(4)	-4,01%
N > 2 M	3.000	11,26%	95.711	91,85%	3.029	11,55%	95.015	92,13%	29	0,97%	(696)	-0,73%
Rupiah (IDR)	2.794	93,13%	80.403	84,01%	2.817	93,00%	85.568	90,06%	23	0,82%	5.165	6,42%
Valas (Foreign Exchange)	206	6,87%	15.308	15,99%	212	7,00%	9.447	9,94%	6	2,91%	(5.861)	-38,29%
Total	26.636	100,00%	104.208	100,00%	26.222	100,00%	103.135	100,00%	(414)	-1,55%	(1.073)	-1,03%
Rupiah (IDR)	26.174	98,27%	88.804	85,22%	25.762	98,25%	93.596	90,75%	(412)	-1,57%	4.792	5,40%
Valas (Foreign Exchange)	462	1,73%	15.404	14,78%	460	1,75%	9.539	9,25%	(2)	-0,43%	(5.865)	-38,07%

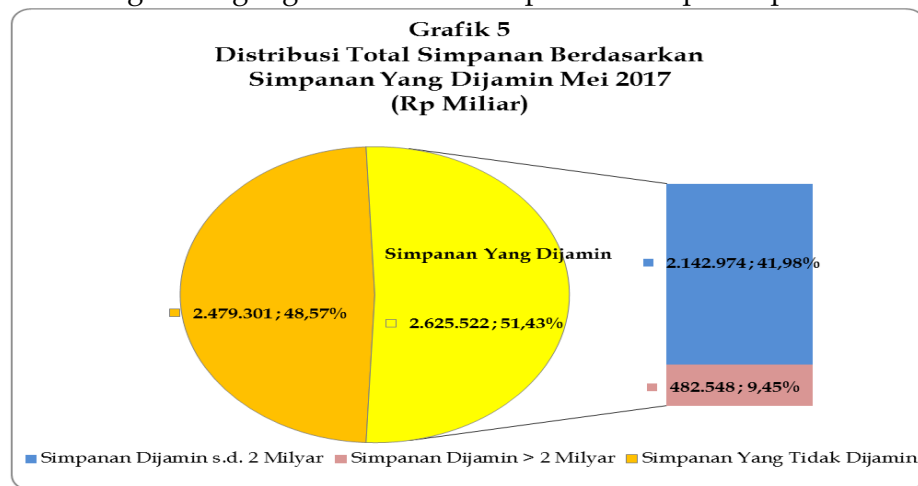
Keterangan: Prosentase simpanan pada masing-masing segmen nominal simpanan merupakan prosentase terhadap total simpanan

5. DISTRIBUSI DANA PIHAK KETIGA DAN SIMPANAN DARI BANK LAIN YANG DIJAMIN

5.1. Total Simpanan dan Distribusi Total Simpanan Berdasarkan Simpanan yang Dijamin dan Valuta

Tabel 11 Total Simpanan Berdasarkan Simpanan Yang Dijamin dan Valuta (Total Deposits by Insured Deposits and Foreign Exchange) (Rp Miliar/Billion IDR)												
Nominal Simpanan (Nominal of Deposits)	Apr-17				Mei-17				Δ			
	Rekening (Account)	%	Nominal (Nominal)	%	Rekening (Account)	%	Nominal (Nominal)	%	Δ Rekening (Δ Account)	%	Δ Nominal (Δ Nominal)	%
N ≤ 2 M	206.646.208	99,88%	2.125.874	81,63%	212.439.502	99,89%	2.142.974	81,62%	5.793.294	2,80%	17.100	0,80%
Rupiah (IDR)	205.631.454	99,51%	2.004.523	94,29%	211.427.411	99,52%	2.022.107	94,36%	5.795.957	2,82%	17.583	0,88%
Valas (Foreign Exchange)	1.014.754	0,49%	121.351	5,71%	1.012.091	0,48%	120.867	5,64%	(2.663)	-0,26%	(483)	-0,40%
N > 2 M	239.215	0,12%	478.430	18,37%	241.274	0,11%	482.548	18,38%	2.059	0,86%	4.118	0,86%
Rupiah (IDR)	207.979	86,94%	415.958	86,94%	210.400	87,20%	420.800	87,20%	2.421	1,16%	4.842	1,16%
Valas (Foreign Exchange)	31.236	13,06%	62.472	13,06%	30.874	12,80%	61.748	12,80%	(362)	-1,16%	(724)	-1,16%
Total	206.885.423	100,00%	2.604.304	100,00%	212.680.776	100,00%	2.625.522	100,00%	5.795.353	2,80%	21.218	0,81%
Rupiah (IDR)	205.839.433	99,49%	2.420.481	92,94%	211.637.811	99,51%	2.442.907	93,04%	5.798.378	2,82%	22.425	0,93%
Valas (Foreign Exchange)	1.045.990	0,51%	183.823	7,06%	1.042.965	0,49%	182.615	6,96%	(3.025)	-0,29%	(1.207)	-0,66%

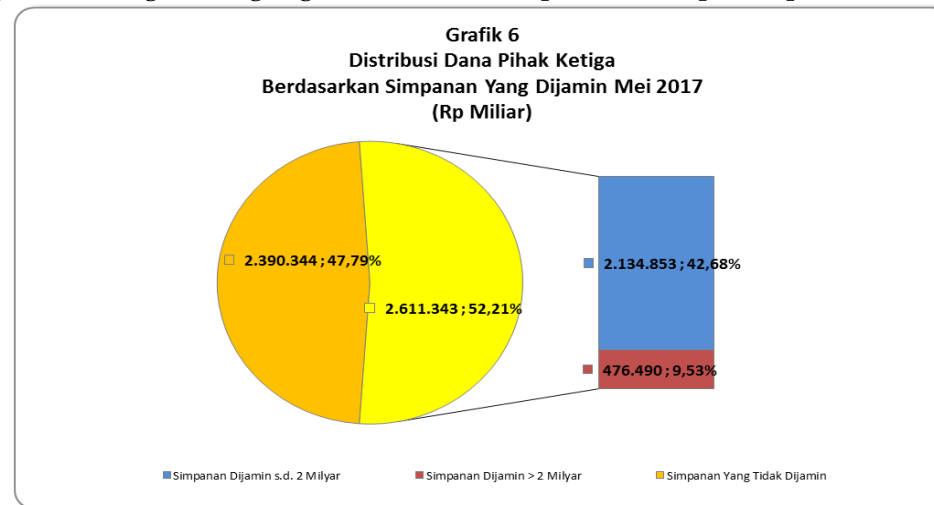
Keterangan: Prosentase simpanan pada masing-masing segmen nominal simpanan merupakan prosentase terhadap total simpanan



5.2. Dana Pihak Ketiga Berdasarkan Simpanan yang Dijamin dan Valuta

Tabel 12												
DPK berdasarkan Simpanan yang Dijamin dan Valuta (Third Party-Fund by Insured Deposits and Foreign Exchange) (Rp Miliar/Billion IDR)												
Nominal Simpanan (Nominal of Deposits)	Apr-17				Mei-17				Δ			
	Rekening (Account)	%	Nominal (Nominal)	%	Rekening (Account)	%	Nominal (Nominal)	%	Δ Rekening (Δ Account)	%	Δ Nominal (Δ Nominal)	%
N ≤ 2 M	206.622.572	99,89%	2.117.377	81,76%	212.416.309	99,89%	2.134.853	81,75%	5.793.737	2,80%	17.477	0,83%
Rupiah (IDR)	205.608.074	99,51%	1.996.122	94,27%	211.404.466	99,52%	2.014.078	94,34%	5.796.392	2,82%	17.956	0,90%
Valas (Foreign Exchange)	1.014.498	0,49%	121.255	5,73%	1.011.843	0,48%	120.775	5,66%	(2.655)	-0,26%	(480)	-0,40%
N > 2 M	236.215	0,11%	472.430	18,24%	238.245	0,11%	476.490	18,25%	2.030	0,86%	4.060	0,86%
Rupiah (IDR)	205.185	86,86%	410.370	86,86%	207.583	87,13%	415.166	87,13%	2.398	1,17%	4.796	1,17%
Valas (Foreign Exchange)	31.030	13,14%	62.060	13,14%	30.662	12,87%	61.324	12,87%	(368)	-1,19%	(736)	-1,19%
Total	206.858.787	100,00%	2.589.807	100,00%	212.654.554	100,00%	2.611.343	100,00%	5.795.767	2,80%	21.536	0,83%
Rupiah (IDR)	205.813.259	99,49%	2.406.492	92,92%	211.612.049	99,51%	2.429.244	93,03%	5.798.790	2,82%	22.752	0,95%
Valas (Foreign Exchange)	1.045.528	0,51%	183.315	7,08%	1.042.505	0,49%	182.099	6,97%	(3.023)	-0,29%	(1.216)	-0,66%

Keterangan: Prosentase simpanan pada masing-masing segmen nominal simpanan merupakan prosentase terhadap total simpanan



5.3. Simpanan dari Bank Lain Berdasarkan Simpanan yang Dijamin dan Valuta

Tabel 13 Simpanan Dari Bank Lain Berdasarkan Simpanan Yang Dijamin dan Valuta (Funds From Other Banks by Insured Deposits and Foreign Exchange) (Rp Miliar/Billion IDR)												
Nominal Simpanan (Nominal of Deposits)	Apr-17				Mei-17				Δ			
	Rekening (Account)	%	Nominal (Nominal)	%	Rekening (Account)	%	Nominal (Nominal)	%	Δ Rekening (Δ Account)	%	Δ Nominal (Δ Nominal)	%
N ≤ 2 M	23.636	88,74%	8.497	58,61%	23.193	88,45%	8.120	57,27%	(443)	-1,87%	(377)	-4,43%
Rupiah (IDR)	23.380	98,92%	8.401	98,87%	22.945	98,93%	8.028	98,87%	(435)	-1,86%	(373)	-4,44%
Valas (Foreign Exchange)	256	1,08%	96	1,13%	248	1,07%	92	1,13%	(8)	-3,13%	(4)	-4,01%
N > 2 M	3.000	11,26%	6.000	41,39%	3.029	11,55%	6.058	42,73%	29	0,97%	58	0,97%
Rupiah (IDR)	2.794	93,13%	5.588	93,13%	2.817	93,00%	5.634	93,00%	23	0,82%	46	0,82%
Valas (Foreign Exchange)	206	6,87%	412	6,87%	212	7,00%	424	7,00%	6	2,91%	12	2,91%
Total	26.636	100,00%	14.497	100,00%	26.222	100,00%	14.178	100,00%	(414)	-1,55%	(319)	-2,20%
Rupiah (IDR)	26.174	98,27%	13.989	96,50%	25.762	98,25%	13.662	96,36%	(412)	-1,57%	(327)	-2,34%
Valas (Foreign Exchange)	462	1,73%	508	3,50%	460	1,75%	516	3,64%	(2)	-0,43%	8	1,60%

Keterangan: Prosentase simpanan pada masing-masing segmen nominal simpanan merupakan prosentase terhadap total simpanan

