



LEMBAGA
PENJAMIN
SIMPANAN

Indonesia
Deposit
Insurance
Corporation

Distribusi Simpanan Bank Umum

Periode Maret 2018



Transform to Excellence



KATA PENGANTAR

Distribusi Simpanan Bank Umum merupakan media informasi yang menyajikan data mengenai simpanan Bank Umum yang diterbitkan setiap bulan oleh Lembaga Penjamin Simpanan untuk memberikan informasi perkembangan simpanan perbankan khususnya Bank Umum.

Sehubungan dengan kebutuhan penyajian informasi data simpanan yang lebih mudah dipahami (*user friendly*), pada bulan Maret 2018 LPS menyajikan Distribusi Simpanan Bank Umum dengan menggunakan format baru tanpa mengurangi esensi pada format sebelumnya.

Selanjutnya dalam rangka mempertimbangkan kebutuhan pembaca pada penggunaan Distribusi Simpanan Bank Umum, kami menerima masukan (saran dan kritik) terhadap format baru Distribusi Simpanan Bank Umum yang dapat disampaikan melalui *email* Group Penanganan Premi Penjaminan LPS yaitu penjaminan@lps.go.id.

DAFTAR ISI

Keterangan	4
1. Total Simpanan dan Jumlah Rekening	5
1.1. Total Simpanan dan Jumlah Rekening Pada Bank Umum	5
1.2. Pertumbuhan Total Simpanan dan Jumlah Rekening (MoM)	5
1.3. Pertumbuhan Simpanan dan Jumlah Rekening (YoY)	6
2. Distribusi Total Simpanan Dan Jumlah Rekening	7
2.1. Total Simpanan dan Jumlah Rekening Berdasarkan Jenis Simpanan	7
2.1.1. Distribusi Total Simpanan dan Jumlah Rekening Berdasarkan Jenis Simpanan	7
2.2. Total Simpanan dan Jumlah Rekening Berdasarkan Kepemilikan Simpanan	8
2.3. Total Simpanan dan Jumlah Rekening Berdasarkan Jenis Usaha	8
2.4. Total Simpanan dan Jumlah Rekening Berdasarkan Tiering Nominal dan Simpanan Yang Dijamin	9
2.4.1. Distribusi Jumlah Rekening Berdasarkan Rekening yang Dijamin	10
2.4.2. Distribusi Total Simpanan Berdasarkan Simpanan yang Dijamin	10
2.5. Total Simpanan dan Jumlah Rekening Berdasarkan Kepemilikan Bank	11
2.6. Total Simpanan dan Jumlah Rekening Berdasarkan Valuta	11
Lampiran	12
1. Lampiran 1: Pertumbuhan Simpanan dan Jumlah Rekening Selama 5 Tahun (YoY)	12
2. Lampiran 2: Total Simpanan dan Jumlah Rekening Berdasarkan Kepemilikan Simpanan, Jenis Simpanan dan Valuta	13
3. Lampiran 3: Total Simpanan dan Jumlah Rekening Berdasarkan Kepemilikan Simpanan, Tiering Nominal dan Valuta	14
4. Lampiran 4: Total Simpanan dan Jumlah Rekening Berdasarkan Kepemilikan Simpanan, Besaran Nilai Simpanan dan Valuta	15
5. Lampiran 5: Total Simpanan dan Jumlah Rekening Yang Dijamin Berdasarkan Kepemilikan Simpanan, Simpanan yang Dijamin dan Valuta	15

DAFTAR TABEL

Tabel 1	Total Simpanan dan Jumlah Rekening Pada Bank Umum	5
Tabel 2	Total Simpanan dan Jumlah Rekening Berdasarkan Jenis Simpanan	7
Tabel 3	Total Simpanan dan Jumlah Rekening Berdasarkan Kepemilikan Simpanan	8
Tabel 4	Total Simpanan dan Jumlah Rekening Berdasarkan Jenis Usaha	8
Tabel 5	Total Simpanan dan Jumlah Rekening Berdasarkan Tiering Nominal dan Simpanan Yang Dijamin	9
Tabel 6	Distribusi Jumlah Rekening Berdasarkan Rekening yang Dijamin	10
Tabel 7	Distribusi Total Simpanan Berdasarkan Simpanan yang Dijamin	10
Tabel 8	Total Simpanan dan Jumlah Rekening Berdasarkan Kepemilikan Bank	11
Tabel 9	Total Simpanan dan Jumlah Rekening Berdasarkan Valuta	11

DAFTAR GAMBAR

Gambar 1a	Pertumbuhan Total Simpanan dan Jumlah Rekening (MoM)	5
Gambar 1b	Pertumbuhan Simpanan dan Jumlah Rekening (YoY)	6
Gambar 2a	Distribusi Total Simpanan Berdasarkan Jenis Simpanan	7
Gambar 2b	Distribusi Jumlah Rekening Berdasarkan Jenis Simpanan	7
Gambar 2c	Distribusi Jumlah Rekening Berdasarkan Rekening yang Dijamin	10
Gambar 2d	Distribusi Total Simpanan Berdasarkan Simpanan yang Dijamin	10

KETERANGAN

Sumber Data

Laporan Posisi Simpanan yang disampaikan oleh 115 bank umum kepada Lembaga Penjamin Simpanan yang terdiri dari 102 Bank Umum Konvensional dan 13 Bank Umum Syariah.

Definisi

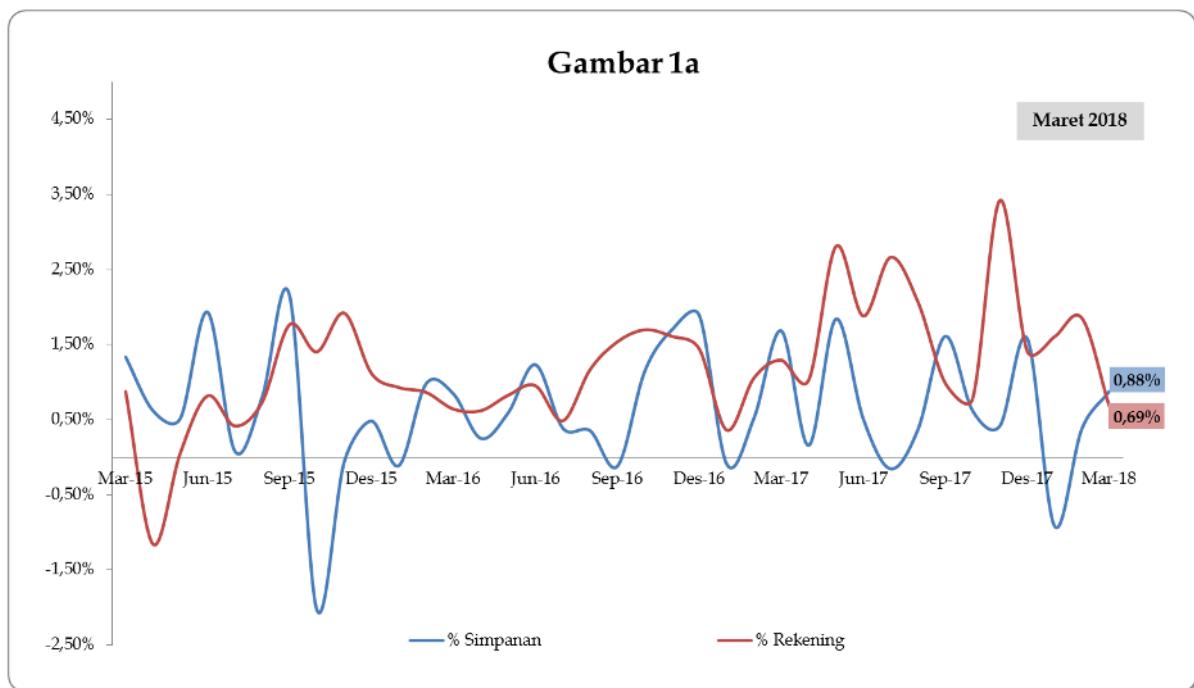
1. Simpanan meliputi dana pihak ketiga dan simpanan dari bank lain.
2. Simpanan Yang Dijamin meliputi:
 - a. seluruh simpanan dengan nominal sampai dengan Rp2 miliar;
 - b. porsi simpanan yang dijamin (Rp2 miliar) dari seluruh simpanan dengan nominal di atas Rp2 miliar.
3. Besaran Nilai Simpanan Yang Dijamin adalah Rp2 miliar per nasabah per bank sebagaimana diatur dalam Peraturan Pemerintah No. 66 Tahun 2008.

1. Total Simpanan dan Jumlah Rekening

1.1. Tabel Total Simpanan dan Jumlah Rekening Pada Bank Umum

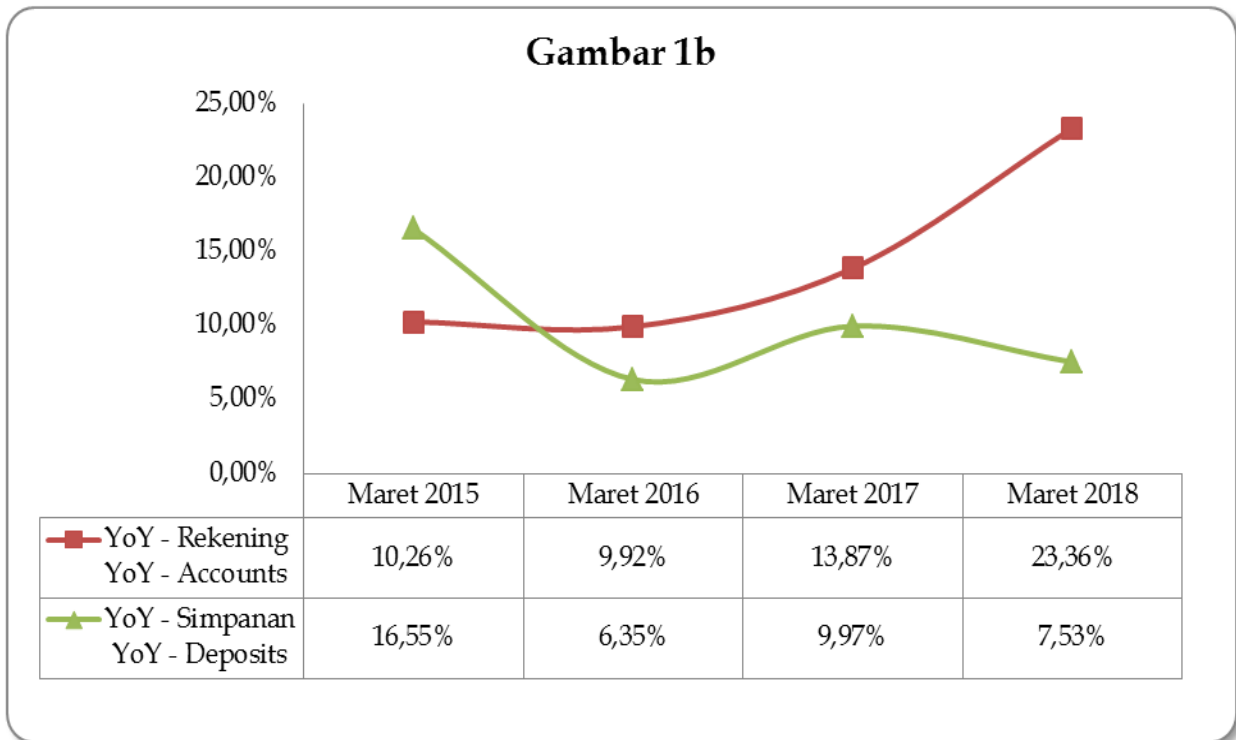
Tabel 1								
Total Simpanan dan Jumlah Rekening (Total Deposits and Number of Accounts) (Rp Miliar/Billion IDR)								
Bulan (Month)	2015		2016		2017		2018	
	Rekening (Account)	Nominal (Nominal)	Rekening (Account)	Nominal (Nominal)	Rekening (Account)	Nominal (Nominal)	Rekening (Account)	Nominal (Nominal)
Januari	161.428.538	4.168.841	177.136.748	4.468.853	200.026.990	4.895.913	246.293.377	5.314.320
Februari	162.168.106	4.222.482	178.672.163	4.512.751	202.143.418	4.921.567	250.866.218	5.334.452
Maret	163.591.483	4.279.063	179.821.572	4.550.903	204.761.849	5.004.481	252.591.551	5.381.240
April	161.703.787	4.305.689	180.940.098	4.562.444	206.867.345	5.012.485		
Mei	161.794.457	4.327.966	182.436.133	4.589.454	212.680.824	5.104.851		
Juni	163.120.385	4.411.687	184.178.757	4.646.114	216.688.379	5.131.044		
Juli	163.802.232	4.415.321	185.076.038	4.664.250	222.462.654	5.123.267		
Agustus	165.008.226	4.450.891	187.238.755	4.680.848	227.069.520	5.142.246		
September	167.924.825	4.546.948	190.121.455	4.675.317	229.315.700	5.225.164		
Oktober	170.285.831	4.454.886	193.352.001	4.728.887	231.101.840	5.257.690		
Nopember	173.560.667	4.452.219	196.468.148	4.809.306	239.012.333	5.279.734		
Desember	175.501.915	4.473.772	199.301.222	4.900.193	242.396.164	5.363.316		

1.2. Pertumbuhan Total Simpanan dan Jumlah Rekening (MoM)



Gambar 1a Pertumbuhan Total Simpanan dan Jumlah Rekening (MoM)

1.3. Pertumbuhan Total Simpanan dan Jumlah Rekening (YoY)



Gambar 1b Pertumbuhan Total Simpanan dan Jumlah Rekening (YoY)

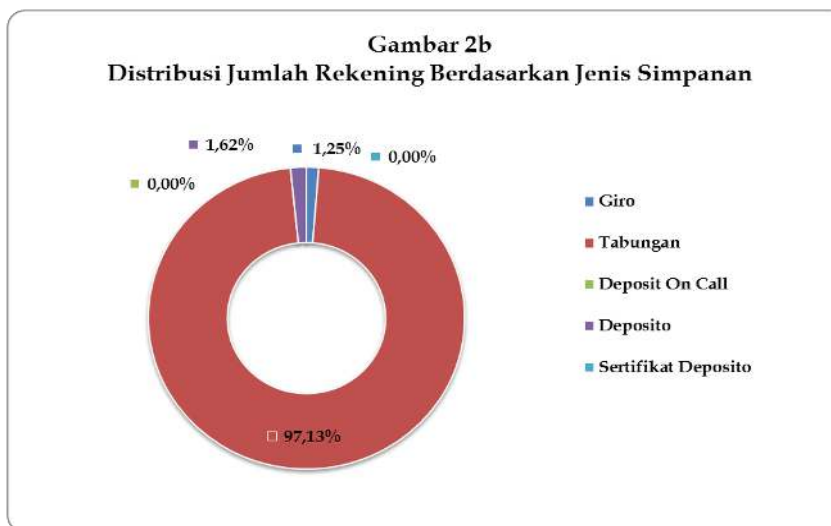
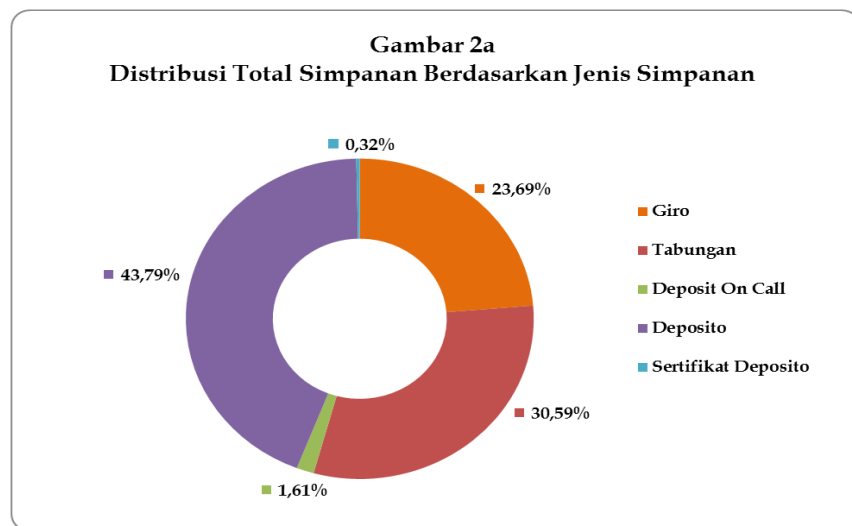
2. Distribusi Total Simpanan Dan Jumlah Rekening

2.1. Total Simpanan dan Jumlah Rekening Berdasarkan Jenis Simpanan

Tabel 2 Total Simpanan Berdasarkan Jenis Simpanan (Total Deposits by Type of Deposits) (Rp Miliar/Billion IDR)												
Jenis Simpanan (Type of Deposits)	Februari 2018				Maret 2018				Δ MoM			
	Rekening (Account)	%	Nominal (Nominal)	%	Rekening (Account)	%	Nominal (Nominal)	%	Δ Rekening (Δ Account)	%	Δ Nominal (Δ Nominal)	%
Giro (Demand Deposits)	3.217.788	1,29%	1.289.433	24,17%	3.154.182	1,25%	1.274.899	23,69%	(63.606)	-1,98%	(14.534)	-1,13%
Tabungan (Saving Account)	243.590.448	97,10%	1.651.734	30,97%	245.342.777	97,13%	1.646.036	30,59%	1.752.329	0,72%	(5.698)	-0,34%
Deposit on Call	6.351	0,00%	63.584	1,19%	5.960	0,00%	86.881	1,61%	(391)	-6,16%	23.297	36,64%
Deposito (Time Deposits)	4.051.331	1,61%	2.310.281	43,31%	4.088.357	1,62%	2.356.351	43,79%	37.026	0,91%	46.071	1,99%
Sertifikat Deposito (Certificate of Time Deposits)	300	0,00%	19.420	0,36%	275	0,00%	17.073	0,32%	(25)	-8,33%	(2.348)	-12,09%
Total	250.866.218	100,00%	5.334.452	100,00%	252.591.551	100,00%	5.381.240	100,00%	1.725.333	0,69%	46.788	0,88%

Keterangan: Persentase simpanan pada masing-masing jenis simpanan merupakan persentase terhadap total simpanan

2.1.1. Distribusi Total Simpanan dan Jumlah Rekening Berdasarkan Jenis Simpanan Periode Maret 2018



2.2. Total Simpanan dan Jumlah Rekening Berdasarkan Kepemilikan Simpanan

Tabel 3 Total Simpanan Berdasarkan Kepemilikan Simpanan (Total Deposits by Ownership of Deposits) (Rp Miliar/Billion IDR)												
Kepemilikan Simpanan (Ownership of Deposits)	Februari 2018				Maret 2018				Δ MoM			
	Rekening (Account)	%	Nominal (Nominal)	%	Rekening (Account)	%	Nominal (Nominal)	%	Δ Rekening (Δ Account)	%	Δ Nominal (Δ Nominal)	%
Dana Pihak Ketiga (Third Party-Fund)	250.839.213	99,99%	5.239.243	98,22%	252.565.077	99,99%	5.280.703	98,13%	1.725.864	0,69%	41.460	0,79%
Simpanan Dari Bank Lain (Funds From Other Bank)	27.005	0,01%	95.209	1,78%	26.474	0,01%	100.537	1,87%	(531)	-1,97%	5.328	5,60%
Total	250.866.218	100,00%	5.334.452	100,00%	252.591.551	100,00%	5.381.240	100,00%	1.725.333	0,69%	46.788	0,88%

Keterangan: Persentase simpanan pada masing-masing jenis simpanan merupakan persentase terhadap total simpanan

2.3. Total Simpanan dan Jumlah Rekening Berdasarkan Jenis Usaha

Tabel 4 Total Simpanan Berdasarkan Jenis Usaha Bank (Total Deposits by Type of Business Banks) (Rp Miliar/Billion IDR)												
Jenis Usaha (Type of Business Banks)	Februari 2018				Maret 2018				Δ MoM			
	Rekening (Account)	%	Nominal (Nominal)	%	Rekening (Account)	%	Nominal (Nominal)	%	Δ Rekening (Δ Account)	%	Δ Nominal (Δ Nominal)	%
Konvensional (Conventional)	229.040.903	90,68%	5.092.231	94,63%	230.522.607	91,26%	5.133.628	95,40%	1.481.704	0,65%	41.397	0,81%
Syariah (Sharia)	21.825.315	8,64%	242.221	4,50%	22.068.944	8,74%	247.612	4,60%	243.629	1,12%	5.391	2,23%
Total	250.866.218	99,32%	5.334.452	99,13%	252.591.551	100,00%	5.381.240	100,00%	1.725.333	0,69%	46.788	0,88%

Keterangan: Persentase simpanan pada masing-masing jenis simpanan merupakan persentase terhadap total simpanan

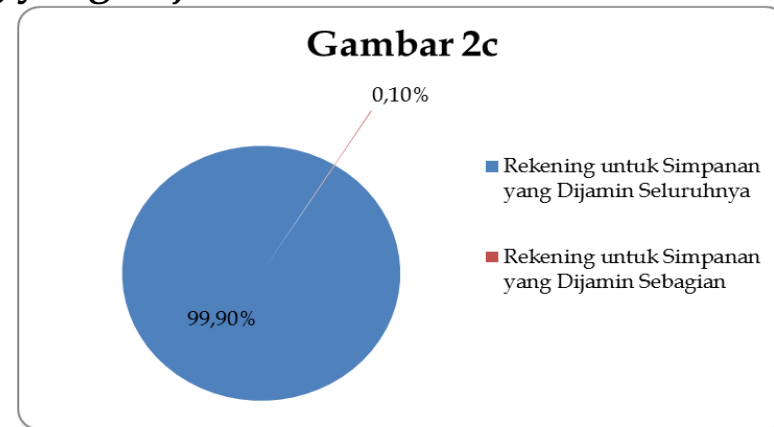
2.4. Total Simpanan dan Jumlah Rekening Berdasarkan Tiering Nominal dan Simpanan Yang Dijamin

Tabel 5 Total Simpanan Berdasarkan Tiering Nominal (Total Deposits by Tiering of Nominal) (Rp Miliar/Billion IDR)												
Tiering Nominal (Tiering of Nominal)	Februari 2018				Maret 2018				Δ MoM			
	Rekening (Account)	%	Nominal (Nominal)	%	Rekening (Account)	%	Nominal (Nominal)	%	Δ Rekening (Δ Account)	%	Δ Nominal (Δ Nominal)	%
N ≤ 100 Jt	246.196.005	98,14%	754.679	14,15%	247.912.376	98,15%	754.020	14,01%	1.716.371	0,70%	(659)	-0,09%
100 Jt < N ≤ 200 Jt	2.146.294	0,86%	301.569	5,65%	2.155.571	0,85%	302.856	5,63%	9.277	0,43%	1.287	0,43%
200 Jt < N ≤ 500 Jt	1.442.186	0,57%	464.979	8,72%	1.446.370	0,57%	466.288	8,67%	4.184	0,29%	1.309	0,28%
500 Jt < N ≤ 1 M	571.120	0,23%	417.282	7,82%	569.523	0,23%	415.829	7,73%	(1.597)	-0,28%	(1.453)	-0,35%
1 M < N ≤ 2 M	260.065	0,10%	371.171	6,96%	258.006	0,10%	368.041	6,84%	(2.059)	-0,79%	(3.130)	-0,84%
2 M < N ≤ 5 M	159.513	0,06%	498.770	9,35%	158.473	0,06%	495.846	9,21%	(1.040)	-0,65%	(2.924)	-0,59%
N > 5 M	91.035	0,04%	2.526.002	47,35%	91.232	0,04%	2.578.360	47,91%	197	0,22%	52.358	2,07%
Total	250.866.218	100,00%	5.334.452	100,00%	252.591.551	100,00%	5.381.240	100,00%	1.725.333	0,69%	46.788	0,88%

Keterangan: Persentase simpanan pada masing-masing jenis simpanan merupakan persentase terhadap total simpanan

2.4.1. Distribusi Jumlah Rekening Berdasarkan Rekening yang Dijamin

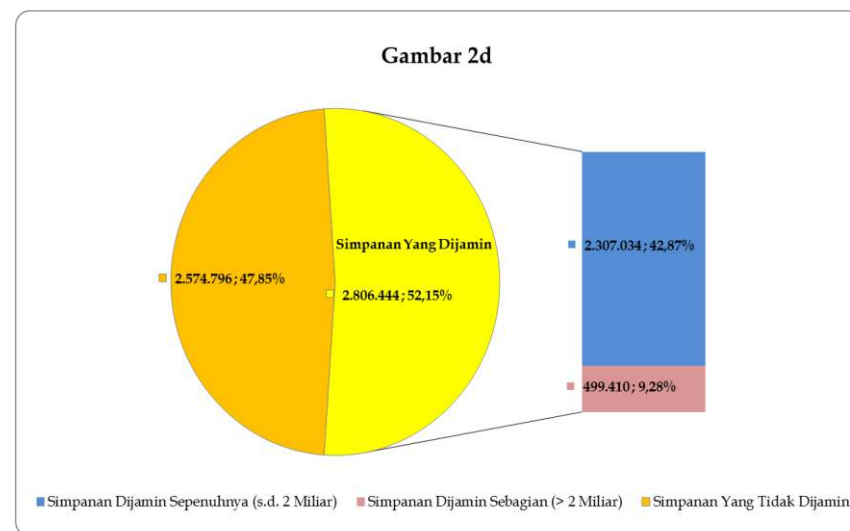
Tabel 6 Distribusi Rekening berdasarkan Rekening Yang Dijamin (Distribution of Accounts by Insured Accounts) Maret 2018			
Keterangan	Nominal Simpanan	Jumlah Rekening	%
Rekening untuk Simpanan yang Dijamin Seluruhnya	≤ 2 Miliar	252.341.846	99,90%
Rekening untuk Simpanan yang Dijamin Sebagian	> 2 Milyar	249.705	0,10%
Total Rekening		252.591.551	100,00%



Gambar 2c Distribusi Jumlah Rekening Berdasarkan Rekening Yang Dijamin Maret 2018

2.4.2. Distribusi Total Simpanan Berdasarkan Simpanan yang Dijamin

Tabel 7 Distribusi Simpanan Berdasarkan Simpanan Yang Dijamin (Distribution of Deposits by Insured Deposits) (Rp Miliar/Billion IDR) Maret 2018			
Keterangan	Nominal Simpanan	Total Nominal	%
Simpanan Dijamin	≤ 2 Miliar	2.307.034	42,87%
	> 2 Milyar	499.410	9,28%
Subtotal Simpanan Dijamin		2.806.444	52,15%
Simpanan Tidak Dijamin	> 2 Milyar	2.574.796	47,85%
Subtotal Simpanan Tidak Dijamin		2.574.796	100,00%
Total		5.381.240	



Gambar 2d Distribusi Total Simpanan Berdasarkan Simpanan Yang Dijamin Maret 2018 (Rp Miliar)

2.5. Total Simpanan dan Jumlah Rekening Berdasarkan Kepemilikan Bank

Tabel 8 Total Simpanan Berdasarkan Kepemilikan Bank (Total Deposits by Group of Banks) (Rp Miliar/Billion IDR)																
Kepemilikan Bank (Group of Banks)	Februari 2018					Maret 2018					Δ MoM					
	Jumlah Bank (Number of Banks)	Rekening (Account)	%	Nominal (Nominal)	%	Jumlah Bank (Number of Banks)	Rekening (Account)	%	Nominal (Nominal)	%	Δ Jumlah Bank (Δ Number of Banks)	%	Δ Rekening (Δ Account)	%	Δ Nominal (Δ Nominal)	%
Pemerintah (State Banks)	4	156.921.695	62,55%	2.116.858	39,68%	4	157.311.110	62,28%	2.133.453	39,65%	0	0,00%	389.415	0,25%	16.595	0,78%
BPD (Regional Government Banks)	26	31.178.898	12,43%	485.458	9,10%	26	31.809.710	12,59%	508.296	9,45%	0	0,00%	630.812	2,02%	22.838	4,70%
Swasta Nasional (Private National Banks)	63	61.856.874	24,66%	2.368.907	44,41%	63	62.569.284	24,77%	2.362.736	43,91%	0	0,00%	712.410	1,15%	(6.171)	-0,26%
Campuran (Joint Banks)	13	664.017	0,26%	189.280	3,55%	13	660.221	0,26%	197.523	3,67%	0	0,00%	(3.796)	-0,57%	8.243	4,36%
Asing (Foreign Banks)	9	244.734	0,10%	173.949	3,26%	9	241.226	0,10%	179.232	3,32%	0	0,00%	(3.508)	-1,43%	5.284	3,04%
Total	115	250.866.218	100,00%	5.334.452	100,00%	115	252.591.551	100,00%	5.381.240	100,00%	0	0,00%	1.725.333	0,69%	46.788	0,88%

Keterangan: Persentase simpanan pada masing-masing jenis simpanan merupakan persentase terhadap total simpanan

2.6. Total Simpanan dan Jumlah Rekening Berdasarkan Valuta

Tabel 9 Total Simpanan Berdasarkan Valuta (Total Deposits by Currency) (Rp Miliar/Billion IDR)													
Jenis Simpanan (Type of Deposits)	Februari 2018				Maret 2018				Δ MoM				
	Rekening (Account)	%	Nominal (Nominal)	%	Rekening (Account)	%	Nominal (Nominal)	%	Δ Rekening (Δ Account)	%	Δ Nominal (Δ Nominal)	%	
Rupiah (IDR)	249.858.135	99,60%	4.599.403	86,22%	251.586.343	99,60%	4.644.124	86,30%	1.728.208	0,69%	44.721	0,97%	
Valas (Currency)	1.008.083	0,40%	735.049	13,78%	1.005.208	0,40%	737.116	13,70%	(2.875)	-0,29%	2.067	0,28%	
Total	250.866.218	100,00%	5.334.452	100,00%	252.591.551	100,00%	5.381.240	100,00%	1.725.333	0,69%	46.788	0,88%	

Keterangan: Persentase simpanan pada masing-masing jenis simpanan merupakan persentase terhadap total simpanan

Lampiran

Lampiran 1

Pertumbuhan Simpanan dan Jumlah Rekening Selama 5 Tahun (YoY)

Tabel 1.1 Pertumbuhan Total Simpanan dan Jumlah Rekening (Growth of Total Deposits and The Number of Accounts) Year on Year (YoY)						
Tahun	Rekening	Nominal (Rp Miliar)	Rekening		Nominal	
			Δ	% Δ	Δ (Rp Miliar)	% Δ
2014*	160.881.757	4.168.558	13.255.247	8,98%	461.949	12,46%
2015*	175.501.915	4.473.772	14.620.158	9,09%	305.214	7,32%
2016*	199.301.222	4.900.193	23.799.307	13,56%	426.421	9,53%
2017*	242.396.164	5.363.316	43.094.942	21,62%	463.123	9,45%
2018**	252.591.551	5.381.240	10.195.387	4,21%	17.924	0,33%

*) Data *Year on Year* (YoY) per 31 Desember

***) Data *Year to Date* (Ytd) sampai dengan 31 Maret 2018

Lampiran 2

Total Simpanan dan Jumlah Rekening Berdasarkan Kepemilikan Simpanan, Jenis Simpanan dan Valuta

Total Simpanan Berdasarkan Kepemilikan Simpanan, Jenis Simpanan dan Valuta (Total Deposits by Ownership of Deposits, Type of Deposits and Currency) (Rp Miliar/Billion IDR)												
Jenis Simpanan (Type of Deposits)	Dana Pihak Ketiga				Simpanan Dari Bank Lain				Total			
	Rekening (Account)	%	Nominal (Nominal)	%	Rekening (Account)	%	Nominal (Nominal)	%	Rekening (Account)	%	Nominal (Nominal)	%
Giro (Demand Deposit)	3.143.673	1,24%	1.227.203	23,20%	10.509	39,70%	47.696	47,44%	3.154.182	1,25%	1.274.899	23,69%
Rupiah (IDR)	2.964.052	94,29%	940.384	76,63%	10.087	95,98%	34.580	72,50%	2.974.139	94,29%	974.964	76,47%
Valas (Currency)	179.621	5,71%	286.819	23,37%	422	4,02%	13.116	27,50%	180.043	5,71%	299.935	23,53%
Tabungan (Saving Account)	245.336.140	97,14%	1.641.237	31,10%	6.637	25,06%	4.799	4,77%	245.342.777	97,13%	1.646.036	30,59%
Rupiah (IDR)	244.645.790	99,72%	1.518.000	92,49%	6.624	99,80%	4.741	98,79%	244.652.414	99,72%	1.522.741	92,51%
Valas (Currency)	690.350	0,28%	123.237	7,51%	13	0,20%	58	1,21%	690.363	0,28%	123.295	7,49%
Deposit on Call	5.778	0,00%	69.879	1,30%	182	0,69%	17.002	16,91%	5.960	0,00%	86.881	1,61%
Rupiah (IDR)	5.609	97,08%	61.774	88,40%	182	100,00%	17.002	100,00%	5.791	97,16%	78.776	90,67%
Valas (Currency)	169	2,92%	8.105	11,60%	-	0,00%	-	0,00%	169	2,84%	8.105	9,33%
Deposito (Time Deposits)	4.079.406	1,62%	2.339.581	44,30%	8.951	33,81%	16.770	16,68%	4.088.357	1,62%	2.356.351	43,79%
Rupiah (IDR)	3.944.779	96,70%	2.033.880	86,93%	8.945	99,93%	16.689	99,52%	3.953.724	96,71%	2.050.570	87,02%
Valas (Currency)	134.627	3,30%	305.701	13,07%	6	0,07%	81	0,48%	134.633	3,29%	305.781	12,98%
Sertifikat Deposito (Certificate of Time Deposits)	80	0,00%	2.803	0,10%	195	0,74%	14.270	14,20%	275	0,00%	17.073	0,32%
Rupiah (IDR)	80	100,00%	2.803	100,00%	195	100,00%	14.270	100,00%	275	100,00%	17.073	100,00%
Valas (Currency)	0	0,00%	0	0,00%	0	0,00%	0	0,00%	0	0,00%	0	0,00%
Total	252.565.077	100,00%	5.280.703	100,00%	26.474	100,00%	100.537	100,00%	252.591.551	100,00%	5.381.240	100,00%
Rupiah (IDR)	251.560.310	99,60%	4.556.841	86,29%	26.033	98,33%	87.283	86,82%	251.586.343	99,60%	4.644.124	86,30%
Valas (Currency)	1.004.767	0,40%	723.862	13,71%	441	1,67%	13.254	13,18%	1.005.208	0,40%	737.116	13,70%

Lampiran 3

Total Simpanan dan Jumlah Rekening Berdasarkan Kepemilikan Simpanan, Tiering Nominal dan Valuta

Total Simpanan Berdasarkan Kepemilikan Simpanan, Tiering Nominal dan Valuta (Total Deposits by Ownership of Deposits, Nominal Tiering and Currency) (Rp Miliar/Billion IDR)												
Nominal Simpanan (Nominal of Deposits)	Dana Pihak Ketiga				Simpanan Dari Bank Lain				Total			
	Rekening (Account)	%	Nominal (Nominal)	%	Rekening (Account)	%	Nominal (Nominal)	%	Rekening (Account)	%	Nominal (Nominal)	%
N ≤ 100 Jt	247.902.149	98,20%	753.753	14,27%	10.227	38,50%	267	0,30%	247.912.376	98,10%	754.020	14,10%
Rupiah (IDR)	247.172.360	99,71%	740.470	98,24%	10.105	98,81%	264	98,98%	247.182.465	99,71%	740.734	98,24%
Valas (Currency)	729.789	0,29%	13.283	1,76%	122	1,19%	3	1,02%	729.911	0,29%	13.285	1,76%
100 Jt < N ≤ 200 Jt	2.153.012	0,90%	302.489	5,73%	2.559	9,70%	367	0,40%	2.155.571	0,90%	302.856	5,60%
Rupiah (IDR)	2.057.956	95,58%	289.085	95,57%	2.533	98,98%	363	98,97%	2.060.489	95,59%	289.449	95,57%
Valas (Currency)	95.056	4,42%	13.404	4,43%	26	1,02%	4	1,03%	95.082	4,41%	13.407	4,43%
200 Jt < N ≤ 500 Jt	1.442.044	0,60%	464.735	8,80%	4.326	16,30%	1.553	1,50%	1.446.370	0,60%	466.289	8,70%
Rupiah (IDR)	1.355.957	94,03%	437.639	94,17%	4.285	99,05%	1.540	99,13%	1.360.242	94,05%	439.179	94,19%
Valas (Currency)	86.087	5,97%	27.096	5,83%	41	0,95%	13	0,87%	86.128	5,95%	27.110	5,81%
500 Jt < N ≤ 1 M	565.854	0,20%	412.868	7,82%	3.669	13,90%	2.961	2,90%	569.523	0,20%	415.828	7,70%
Rupiah (IDR)	525.266	92,83%	384.570	93,15%	3.632	98,99%	2.935	99,14%	528.898	92,87%	387.506	93,19%
Valas (Currency)	40.588	7,17%	28.298	6,85%	37	1,01%	26	0,86%	40.625	7,13%	28.324	6,81%
1 M < N ≤ 2 M	255.688	0,10%	364.585	6,90%	2.318	8,80%	3.456	3,44%	258.006	0,10%	368.041	6,80%
Rupiah (IDR)	232.015	90,74%	331.813	91,01%	2.285	98,58%	3.409	98,64%	234.300	90,81%	335.221	91,08%
Valas (Currency)	23.673	9,26%	32.772	8,99%	33	1,42%	47	1,36%	23.706	9,19%	32.820	8,92%
2 M < N ≤ 5 M	156.659	0,10%	490.035	9,28%	1.814	6,90%	5.811	5,80%	158.473	0,10%	495.846	9,20%
Rupiah (IDR)	141.769	90,50%	444.334	90,67%	1.783	98,29%	5.711	98,27%	143.552	90,58%	450.043	90,76%
Valas (Currency)	14.890	9,50%	45.701	9,33%	31	1,71%	100	1,73%	14.921	9,42%	45.801	9,24%
N > 5 M	89.671	0,00%	2.492.238	47,20%	1.561	5,90%	86.122	85,66%	91.232	0,00%	2.578.360	47,90%
Rupiah (IDR)	74.987	83,62%	1.928.930	77,40%	1.410	90,33%	73.060	84,83%	76.397	83,74%	2.001.990	77,65%
Valas (Currency)	14.684	16,38%	563.308	22,60%	151	9,67%	13.062	15,17%	14.835	16,26%	576.370	22,35%
Total	252.565.077	100,10%	5.280.703	100,00%	26.474	100,00%	100.537	100,00%	252.591.551	100,00%	5.381.240	100,00%
Rupiah (IDR)	251.560.310	99,60%	4.556.841	86,29%	26.033	98,33%	87.282	86,82%	251.586.343	99,60%	4.644.123	86,30%
Valas (Currency)	1.004.767	0,40%	723.862	13,71%	441	1,67%	13.255	13,18%	1.005.208	0,40%	737.117	13,70%

Lampiran 4

Total Simpanan dan Jumlah Rekening Berdasarkan Kepemilikan Simpanan, Besaran Nilai Simpanan dan Valuta

Total Simpanan Berdasarkan Besaran Nilai Simpanan dan Valuta (Total Deposits by Nominal of Deposits and Currency) (Rp Miliar/Billion IDR)												
Nominal Simpanan (Nominal of Deposits)	Dana Pihak Ketiga				Simpanan Dari Bank Lain				Total			
	Rekening (Account)	%	Nominal (Nominal)	%	Rekening (Account)	%	Nominal (Nominal)	%	Rekening (Account)	%	Nominal (Nominal)	%
N ≤ 2 M	252.318.747	99,90%	2.298.430	43,53%	23.099	87,25%	8.604	8,56%	252.341.846	99,90%	2.307.034	42,87%
Rupiah (IDR)	251.343.554	99,61%	2.183.577	95,00%	22.840	98,88%	8.511	98,92%	251.366.394	99,61%	2.192.088	95,02%
Valas (Currency)	975.193	0,39%	114.853	5,00%	259	1,12%	93	1,08%	975.452	0,39%	114.946	4,98%
N > 2 M	246.330	0,10%	2.982.273	56,47%	3.375	12,75%	91.933	91,44%	249.705	0,10%	3.074.206	57,13%
Rupiah (IDR)	216.756	87,99%	2.373.264	79,58%	3.193	94,61%	78.771	85,68%	219.949	88,08%	2.452.035	79,76%
Valas (Currency)	29.574	12,01%	609.009	20,42%	182	5,39%	13.162	14,32%	29.756	11,92%	622.171	20,24%
Total	252.565.077	100,00%	5.280.703	100,00%	26.474	100,00%	100.537	100,00%	252.591.551	100,00%	5.381.240	100,00%
Rupiah (IDR)	251.560.310	99,60%	4.556.841	86,29%	26.033	98,33%	87.282	86,82%	251.586.343	99,60%	4.644.123	86,30%
Valas (Currency)	1.004.767	0,40%	723.862	13,71%	441	1,67%	13.255	13,18%	1.005.208	0,40%	737.117	13,70%

Lampiran 5

Total Simpanan dan Jumlah Rekening Yang Dijamin Berdasarkan Kepemilikan Simpanan, Simpanan yang Dijamin dan Valuta

Total Simpanan Berdasarkan Simpanan Yang Dijamin dan Valuta (Total Deposits by Insured Deposits and Currency) (Rp Miliar/Billion IDR)												
Nominal Simpanan (Nominal of Deposits)	Dana Pihak Ketiga				Simpanan Dari Bank Lain				Total			
	Rekening (Account)	%	Nominal (Nominal)	%	Rekening (Account)	%	Nominal (Nominal)	%	Rekening (Account)	%	Nominal (Nominal)	%
N ≤ 2 M (Dijamin Seluruhnya)	252.318.747	99,90%	2.298.430	82,35%	23.099	87,25%	8.604	56,04%	252.341.846	99,90%	2.307.034	82,20%
Rupiah (IDR)	251.343.554	99,61%	2.183.577	95,00%	22.840	98,88%	8.511	98,92%	251.366.394	99,61%	2.192.088	95,02%
Valas (Currency)	975.193	0,39%	114.853	5,00%	259	1,12%	93	1,08%	975.452	0,39%	114.946	4,98%
N > 2 M (Dijamin Sebagian)	246.330	0,10%	492.660	17,65%	3.375	12,75%	6.750	43,96%	249.705	0,10%	499.410	17,80%
Rupiah (IDR)	216.756	87,99%	433.512	87,99%	3.193	94,61%	6.386	94,61%	219.949	88,08%	439.898	88,08%
Valas (Currency)	29.574	12,01%	59.148	12,01%	182	5,39%	364	5,39%	29.756	11,92%	59.512	11,92%
Total	252.565.077	100,00%	2.791.090	100,00%	26.474	100,00%	15.354	100,00%	252.591.551	100,00%	2.806.444	100,00%
Rupiah (IDR)	251.560.310	99,60%	2.617.089	93,77%	26.033	98,33%	14.897	97,03%	251.586.343	99,60%	2.631.986	93,78%
Valas (Currency)	1.004.767	0,40%	174.001	6,23%	441	1,67%	457	2,97%	1.005.208	0,40%	174.458	6,22%