



LEMBAGA
PENJAMIN
SIMPANAN

Indonesia
Deposit
Insurance
Corporation

Distribusi Simpanan Bank Umum

Januari 2017

DAFTAR ISI

Keterangan		2
1. Pertumbuhan Total Simpanan dan Jumlah Rekening pada Bank Umum		3
Total Simpanan dan Jumlah Rekening	Tabel 1	3
Pertumbuhan Total Simpanan dan Jumlah Rekening	Grafik 1	3
Tabel Pertumbuhan Simpanan dan Jumlah Rekening Year on Year	Tabel 1.1	4
2. Distribusi Total Simpanan dan Jumlah Rekening Berdasarkan Jenis Simpanan		5
2.1. Total Simpanan dan Jumlah Rekening Berdasarkan Jenis Simpanan dan Valuta	Tabel 2	5
2.2. Distribusi Total Simpanan dan Jumlah Rekening Berdasarkan Jenis Simpanan		6
Distribusi Total Simpanan Berdasarkan Jenis Simpanan	Grafik 2a	6
Distribusi Jumlah Rekening Berdasarkan jenis Simpanan	Grafik 2b	6
2.3. Dana Pihak ketiga Berdasarkan Jumlah Simpanan dan Valuta	Tabel 3	7
2.4. Distribusi Nominal dan Rekening Dana Pihak Ketiga Berdasarkan Jenis Simpanan		8
Distribusi Nominal dan Rekening Dana Pihak Ketiga Berdasarkan Jenis Simpanan	Grafik 3a, 3b	8
2.5. Simpanan Dari Bank Lain Berdasarkan Jenis Simpanan dan Valuta	Tabel 4	9
2.6. Distribusi Nominal dan Rekening Simpanan dari Bank Lain Berdasarkan Jenis Simpanan	Grafik 4a, 4b	10
3. Distribusi Simpanan Berdasarkan Segmen Nominal Simpanan		11
3.1. Total Simpanan Berdasarkan Segmen Nominal dan Valuta	Tabel 5	11
3.2. Dana Pihak Ketiga Berdasarkan Segmen Nominal dan Valuta	Tabel 6	12
3.3. Simpanan dari Bank Lain berdasarkan Segmen Nominal dan Valuta	Tabel 7	13
4. Distribusi Simpanan Berdasarkan Besaran Nilai Simpanan dan Valuta		14
4.1. Total Simpanan berdasarkan Besaran Nilai Simpanan dan Valuta	Tabel 8	14
4.2. Dana Pihak Ketiga berdasarkan Besaran Nilai Simpanan dan Valuta	Tabel 9	15
4.3. Simpanan dari Bank Lain berdasarkan Besaran Nilai Simpanan dan Valuta	Tabel 10	16
5. Distribusi Dana Pihak Ketiga dan Simpanan dari Bank Lain Yang Dijamin		17
5.1. Total Simpanan dan Distribusi Total Simpanan yang Dijamin dan Valuta	Tabel 11	17
Distribusi Total Simpanan Berdasarkan Simpanan yang Dijamin	Grafik 5	17
5.2. Dana Pihak Ketiga Berdasarkan Simpanan yang Dijamin dan Valuta	Tabel 12	18
Distribusi Dana Pihak Ketiga Berdasarkan Simpanan yang Dijamin dan Valuta	Grafik 6	18
5.3. Simpanan Dari Bank Lain Berdasarkan Simpanan yang Dijamin dan Valuta	Tabel 13	19
Distribusi DPK berdasarkan Simpanan yang Dijamin dan Valuta	Grafik 7	19

KETERANGAN

Sumber Data

- Data yang digunakan bersumber dari Laporan Posisi Simpanan yang disampaikan oleh bank umum kepada Lembaga Penjamin Simpanan.
- Jumlah bank umum:
 - a. Bank Umum Konvensional : 103
 - b. Bank Umum Syariah : 13
- Terdapat 1 bank umum yang telah mendapatkan izin usaha merger oleh OJK sesuai salinan keputusan Dewan Komisiner OJK Nomor KEP-88/D.03/2016 tentang Pemberian Izin Penggabungan Usaha (*Merger*) PT Centratama Nasional Bank ke dalam PT Bank Shinhan Indonesia Tbk pada tanggal 17 Januari 2016.

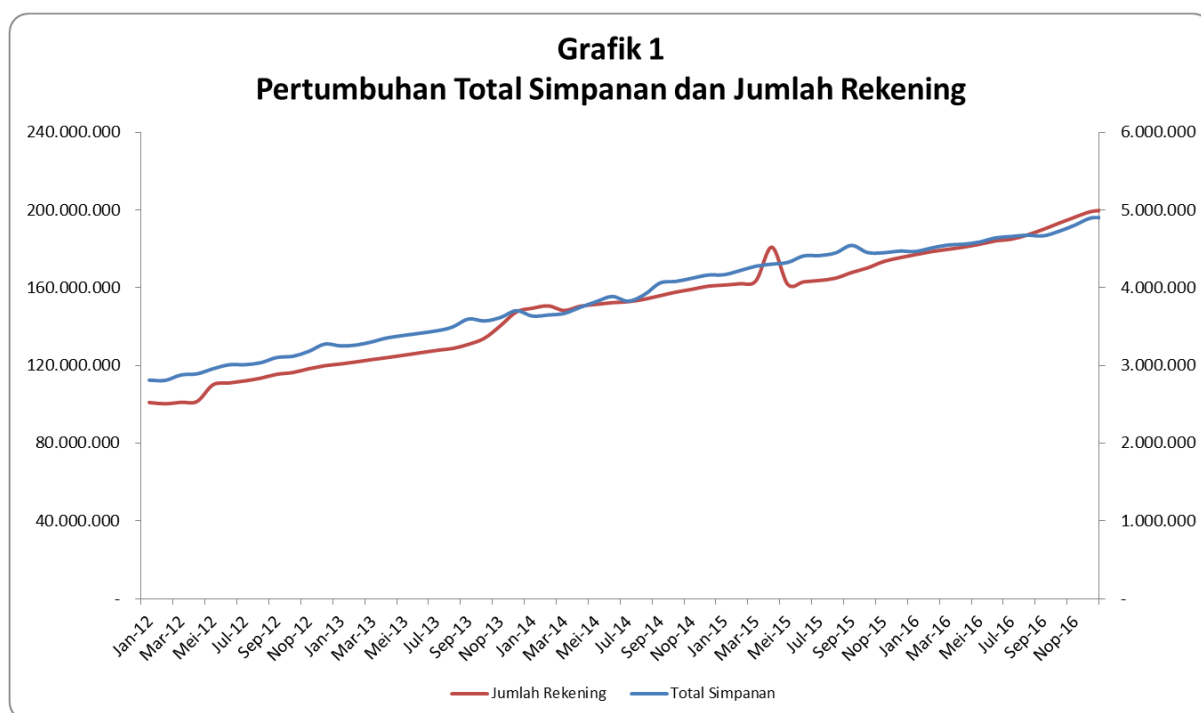
Dengan demikian jumlah bank umum berkurang 1 bank menjadi 103 bank dan bank umum syariah tetap 13 bank, sehingga jumlah bank umum menjadi 116 bank.

Definisi

- *Simpanan* meliputi dana pihak ketiga dan simpanan dari bank lain.
- *Simpanan Yang Dijamin* meliputi:
 - a. seluruh simpanan yang nominalnya \leq Rp2 Miliar;
 - b. proporsi simpanan yang dijamin (Rp2 Miliar) dari seluruh simpanan dengan nominal di atas Rp2 Miliar.
- *Besaran Nilai Simpanan Yang Dijamin* adalah Rp2 Milyar per nasabah per bank sebagaimana diatur dalam Peraturan Pemerintah No. 66 Tahun 2008.

1. PERTUMBUHAN TOTAL SIMPANAN DAN JUMLAH REKENING PADA BANK UMUM

Tabel 1												
Total Simpanan dan Jumlah Rekening (Total Deposit and Total Account) (Rp Miliar/Billion IDR)												
Bulan (Month)	2012		2013		2014		2015		2016		2017	
	Rekening (Account)	Nominal (Amount)	Rekening (Account)	Nominal (Amount)	Rekening (Account)	Nominal (Amount)	Rekening (Account)	Nominal (Amount)	Rekening (Account)	Nominal (Amount)	Rekening (Account)	Nominal (Amount)
Januari	100.995.991	2.812.389	120.846.777	3.253.000	149.530.751	3.637.382	161.428.538	4.168.841	177.136.748	4.468.853	200.044.129	4.897.158
Februari	100.339.507	2.809.349	121.930.266	3.265.247	150.736.550	3.651.574	162.168.106	4.222.482	178.672.163	4.512.751		
Maret	101.097.601	2.879.534	123.124.821	3.307.495	148.368.994	3.671.553	163.591.483	4.279.063	179.821.572	4.550.903		
April	101.531.209	2.894.013	124.229.263	3.360.062	150.569.713	3.749.915	180.940.098	4.305.689	180.940.098	4.562.444		
Mei	110.120.237	2.958.972	125.418.155	3.399.580	151.524.434	3.822.525	161.794.457	4.327.966	182.436.133	4.589.454		
Juni	111.011.366	3.010.181	126.795.614	3.434.159	152.378.966	3.889.318	163.120.385	4.411.687	184.178.757	4.646.114		
Juli	112.124.718	3.011.850	127.809.412	3.447.375	152.859.205	3.828.767	163.802.231	4.415.321	185.098.125	4.669.594		
Agustus	113.534.168	3.037.803	128.817.609	3.496.756	154.140.288	3.910.281	165.008.226	4.450.891	187.238.755	4.680.848		
September	115.525.552	3.104.251	130.943.737	3.599.133	155.974.513	4.062.918	167.924.825	4.546.948	190.121.455	4.675.317		
Oktober	116.426.607	3.119.552	134.082.846	3.574.573	157.829.886	4.084.023	170.285.831	4.454.886	193.352.001	4.728.887		
Nopember	118.364.092	3.182.867	140.510.194	3.617.855	159.273.484	4.124.111	173.560.667	4.452.219	196.468.148	4.809.306		
Desember	119.917.930	3.277.154	147.626.510	3.706.609	160.867.462	4.165.300	175.501.915	4.473.772	199.301.222*)	4.900.193*)		



*) Terdapat perubahan total simpanan dan total rekening periode Desember 2016 dari Rp4.900.313.867.334.410 (199.301.502 rekening) menjadi Rp4.900.192.559.831.050 (199.301.222 rekening). Perubahan tersebut dikarenakan adanya koreksi pada 2 bank terhadap laporan bulan Desember 2016 yang telah disampaikan sebelumnya.

Tabel 1.1						
Pertumbuhan Total Simpanan dan Jumlah Rekening (Growth of Deposit and Account)						
Year On Year						
Tahun/Year	Rekening/Account	Nominal/Amount (Rp Miliar/Bio)	Rekening/Account		Nominal/Amount	
			Δ	%Δ	Δ (Rp Milyar/Bio)	%Δ
2012	119.917.930	3.277.154	18.414.366	18,14%	446.832	15,79%
2013	147.626.510	3.706.609	27.708.580	23,11%	429.455	13,10%
2014	160.867.462	4.165.300	13.240.952	8,97%	458.691	12,37%
2015	175.501.915	4.473.772	14.634.453	9,10%	308.471	7,41%
2016	199.301.222	4.900.193	23.799.307	13,56%	426.421	9,53%
2017	200.044.129	4.897.158	742.907	0,37%	(3.035)	-0,06%

*) Data sampai dengan Januari 2017

2. DISTRIBUSI TOTAL SIMPANAN DAN JUMLAH REKUNING BERDASARKAN JENIS SIMPANAN

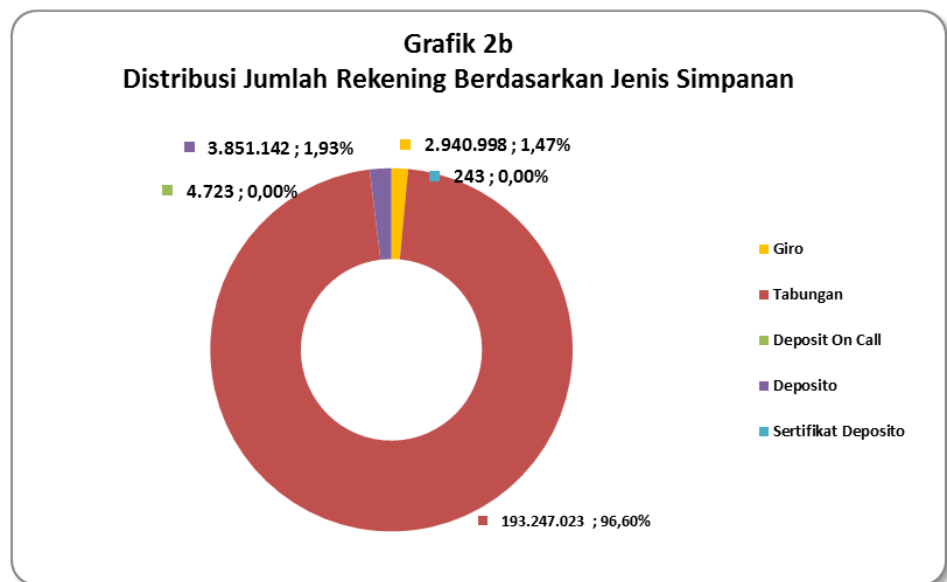
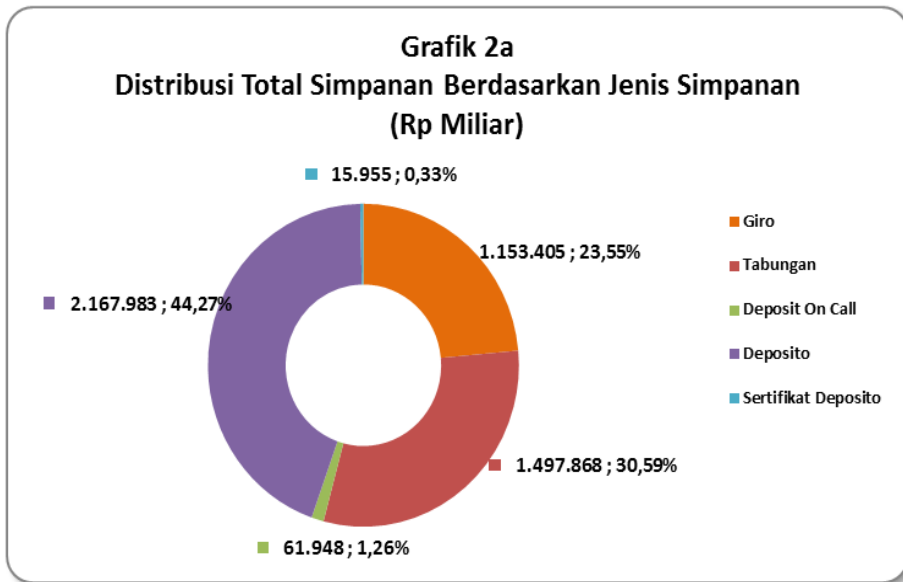
2.1. Total Simpanan dan Jumlah Rekening Berdasarkan Jenis Simpanan dan Valuta

Tabel 2 Total Simpanan Berdasarkan Jenis Simpanan dan Valuta (Deposit by Type of Deposits and Foreign Exchange) (Rp Miliar/Billion IDR)												
Jenis Simpanan (Type of Deposits)	Des-16*)				Jan-17				Δ			
	Rekening (Account)	%	Nominal (Amount)	%	Rekening (Account)	%	Nominal (Amount)	%	Δ Rekening (Δ Account)	%	Δ Nominal (Δ Amount)	%
Giro (Demand Deposit)	2.940.774	1,48%	1.149.973	23,47%	2.940.998	1,47%	1.153.405	23,55%	224	0,01%	3.432	0,30%
Rupiah (IDR)	2.748.733	93,47%	845.379	73,51%	2.750.099	93,51%	836.738	72,55%	1.366	0,05%	(8.641)	-1,02%
Valas (Foreign Exchange)	192.041	6,53%	304.594	26,49%	190.899	6,49%	316.667	27,45%	(1.142)	-0,59%	12.073	3,96%
			-				0					
Tabungan (Saving Account)	192.540.889	96,61%	1.554.704	31,73%	193.247.023	96,60%	1.497.868	30,59%	706.134	0,37%	(56.836)	-3,66%
Rupiah (IDR)	191.819.906	99,63%	1.417.968	91,21%	192.526.026	99,63%	1.362.985	90,99%	706.120	0,37%	(54.983)	-3,88%
Valas (Foreign Exchange)	720.983	0,37%	136.736	8,80%	720.997	0,37%	134.883	9,01%	14	0,00%	(1.853)	-1,36%
			-				0					
Deposit on Call	5.917	0,00%	67.863	1,38%	4.723	0,00%	61.948	1,26%	(1.194)	-20,18%	(5.915)	-8,72%
Rupiah (IDR)	5.656	95,59%	58.720	86,53%	4.492	95,11%	54.939	88,69%	(1.164)	-20,58%	(3.781)	-6,44%
Valas (Foreign Exchange)	261	4,41%	9.143	13,47%	231	4,89%	7.009	11,31%	(30)	-11,49%	(2.134)	-23,34%
			-				0					
Deposito (Time Deposits)	3.813.346	1,91%	2.110.148	43,06%	3.851.142	1,93%	2.167.983	44,27%	37.796	0,99%	57.835	2,74%
Rupiah (IDR)	3.670.947	96,27%	1.818.567	86,18%	3.708.536	96,30%	1.884.093	86,91%	37.589	1,02%	65.526	3,60%
Valas (Foreign Exchange)	142.399	3,73%	291.581	13,82%	142.606	3,70%	283.890	13,09%	207	0,15%	(7.691)	-2,64%
			-				0					
Sertifikat Deposito (Certificate of Time Deposits)	296	0,00%	17.505	0,36%	243	0,00%	15.955	0,33%	(53)	-17,91%	(1.550)	-8,85%
Rupiah (IDR)	296	0,00%	17.505	100,00%	243	100,00%	15.955	100,00%	(53)	-17,91%	(1.550)	-8,85%
Valas (Foreign Exchange)	-	0,00%	-	0,00%	-	0,00%	-	0,00%	0	0,00%	0	0,00%
			-				-					
Total	199.301.222	100,00%	4.900.193	100,00%	200.044.129	100,00%	4.897.158	100,00%	742.907	0,37%	(3.035)	-0,06%
Rupiah (IDR)	198.245.538	99,47%	4.158.138	84,86%	198.989.396	99,47%	4.154.709	84,84%	743.858	0,38%	(3.430)	-0,08%
Valas (Foreign Exchange)	1.055.684	0,53%	742.055	15,14%	1.054.733	0,53%	742.449	15,16%	(951)	-0,09%	395	0,05%

Keterangan: Prosentase simpanan pada masing-masing jenis simpanan merupakan prosentase terhadap total simpanan

*) Terdapat perubahan total simpanan dan total rekening periode Desember 2016 dari Rp4.900.313.867.334.410 (199.301.502 rekening) menjadi Rp4.900.192.559.831.050 (199.301.222 rekening). Perubahan tersebut dikarenakan adanya koreksi pada 2 bank terhadap laporan bulan Desember 2016 yang telah disampaikan sebelumnya.

2.2. Total Simpanan dan Jumlah Rekening Berdasarkan Jenis Simpanan dan Valuta Januari 2017



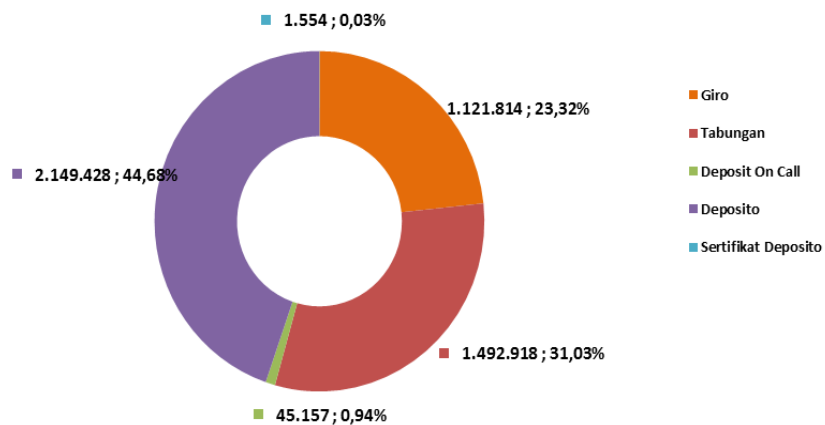
2.3. Dana Pihak Ketiga Berdasarkan Jenis Simpanan dan Valuta

Tabel 3												
DPK Berdasarkan Jenis Simpanan dan Valuta												
(Third Party-Fund by Types of Deposits and Foreign Exchange)												
(Rp Miliar/Billion IDR)												
Jenis Simpanan (Type of Deposits)	Des-16				Jan-17				Δ			
	Rekening (Account)	%	Nominal (Amount)	%	Rekening (Account)	%	Nominal (Amount)	%	Δ Rekening (Δ Account)	%	Δ Nominal (Δ Amount)	%
Giro (Demand Deposit)	2.930.383	1,47%	1.117.940	23,17%	2.930.199	1,47%	1.121.814	23,32%	(184)	-0,01%	3.874	0,35%
Rupiah (IDR)	2.738.759	93,46%	821.011	73,44%	2.739.715	93,50%	814.488	72,60%	956	0,03%	(6.523)	-0,79%
Valas (Foreign Exchange)	191.624	6,54%	296.929	26,56%	190.484	6,50%	307.326	27,40%	(1.140)	-0,59%	10.397	3,50%
Tabungan (Saving Account)	192.534.447	96,62%	1.550.068	32,13%	193.223.911	96,61%	1.492.918	31,03%	689.464	0,36%	(57.150)	-3,69%
Rupiah (IDR)	191.813.479	99,63%	1.413.350	91,18%	192.502.930	99,63%	1.358.203	90,98%	689.451	0,36%	(55.147)	-3,90%
Valas (Foreign Exchange)	720.968	0,37%	136.718	8,82%	720.981	0,37%	134.715	9,02%	13	0,00%	(2.003)	-1,47%
Deposit on Call	5.839	0,00%	62.101	1,29%	4.553	0,00%	45.158	0,94%	(1.286)	-22,02%	(16.944)	-27,28%
Rupiah (IDR)	5.580	95,56%	53.065	85,45%	4.322	94,93%	38.149	84,48%	(1.258)	-22,54%	(14.917)	-28,11%
Valas (Foreign Exchange)	259	4,44%	9.036	14,55%	231	5,07%	7.009	15,52%	(28)	-10,81%	(2.027)	-22,43%
Deposito (Time Deposits)	3.804.185	1,91%	2.092.662	43,38%	3.837.763	1,92%	2.149.428	44,68%	33.578	0,88%	56.767	2,71%
Rupiah (IDR)	3.661.796	96,26%	1.801.870	86,10%	3.695.165	96,28%	1.866.182	86,82%	33.369	0,91%	64.313	3,57%
Valas (Foreign Exchange)	142.389	3,74%	290.792	13,90%	142.598	3,72%	283.246	13,18%	209	0,15%	(7.546)	-2,59%
Sertifikat Deposito (Certificate of Time Deposits)	69	0,00%	1.548	0,03%	65	0,00%	1.554	0,03%	(4)	-5,80%	6	0,41%
Rupiah (IDR)	69	100,00%	1.548	100,00%	65	100,00%	1.554	100,00%	(4)	-5,80%	6	0,41%
Valas (Foreign Exchange)	-	0,00%	-	0,00%	-	0,00%	-	0,00%	0	0,00%	0	0,00%
Total	199.274.923	100,00%	4.824.318	100,00%	199.996.491	100,00%	4.810.872	100,00%	721.568	0,36%	(13.446)	-0,28%
Rupiah (IDR)	198.219.683	99,47%	4.090.843	84,80%	198.942.197	99,47%	4.078.576	84,78%	722.514	0,36%	(12.267)	-0,30%
Valas (Foreign Exchange)	1.055.240	0,53%	733.475	15,20%	1.054.294	0,53%	732.296	15,22%	(946)	-0,09%	(1.179)	-0,16%

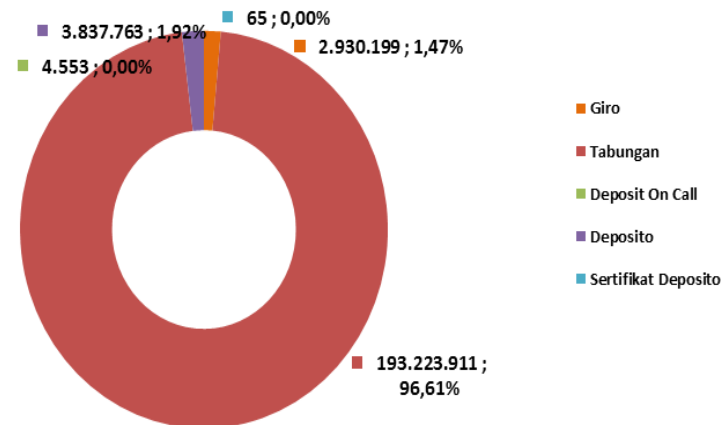
Keterangan: Prosentase simpanan pada masing-masing jenis simpanan merupakan prosentase terhadap total simpanan

2.4. Distribusi Nominal dan Rekening Dana Pihak Ketiga Berdasarkan Jenis Simpanan Januari 2017

Grafik 3a
Distribusi Nominal DPK Berdasarkan Jenis Simpanan
(Rp Miliar)



Grafik 3b
Distribusi Rekening DPK Berdasarkan Jenis Simpanan



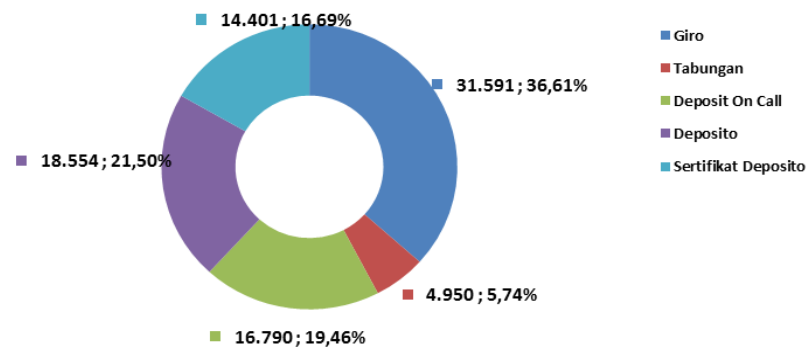
2.5. Simpanan Dari Bank Lain Berdasarkan Jenis Simpanan dan Valuta

Tabel 4												
Simpanan Dari Bank Lain Berdasarkan Jenis Simpanan dan Valuta (Interbank Deposit by Types of Deposit and Foreign Exchange) (Rp Miliar/Billion IDR)												
Jenis Simpanan (Type of Deposits)	Des-16				Jan-17				Δ			
	Rekening (Account)	%	Nominal (Amount)	%	Rekening (Account)	%	Nominal (Amount)	%	Δ Rekening (Δ Account)	%	Δ Nominal (Δ Amount)	%
Giro (Demand Deposit)	10.391	39,51%	32.034	42,22%	10.799	22,67%	31.591	36,61%	408	3,93%	(443)	-1,38%
Rupiah (IDR)	9.974	95,99%	24.369	76,07%	10.384	96,16%	22.250	70,43%	410	4,11%	(2.119)	-8,69%
Valas (Foreign Exchange)	417	4,01%	7.665	23,93%	415	3,84%	9.341	29,57%	(2)	-0,48%	1.676	21,87%
Tabungan (Saving Account)	6.442	24,50%	4.636	6,11%	23.112	48,52%	4.950	5,74%	16.670	258,77%	314	6,77%
Rupiah (IDR)	6.427	99,77%	4.618	99,62%	23.096	99,93%	4.782	96,60%	16.669	259,36%	164	3,55%
Valas (Foreign Exchange)	15	0,23%	18	0,40%	16	0,07%	168	3,40%	1	6,67%	150	819,08%
Deposit on Call	78	0,30%	5.762	7,59%	170	0,36%	16.790	19,46%	92	117,95%	11.028	191,39%
Rupiah (IDR)	76	97,44%	5.654	98,13%	170	100,00%	16.790	100,00%	94	123,68%	11.136	196,95%
Valas (Foreign Exchange)	2	2,56%	108	1,87%	-	0,00%	-	0,00%	(2)	-2,17%	(108)	-0,98%
Deposito (Time Deposits)	9.161	34,83%	17.486	23,05%	13.379	28,08%	18.554	21,50%	4.218	46,04%	1.068	6,11%
Rupiah (IDR)	9.151	99,89%	16.698	95,49%	13.371	99,94%	17.910	96,53%	4.220	46,12%	1.213	7,26%
Valas (Foreign Exchange)	10	0,11%	789	4,51%	8	0,06%	644	3,47%	(2)	-20,00%	(145)	-18,39%
Sertifikat Deposito (Certificate of Time Deposits)	227	0,86%	15.957	21,03%	178	0,37%	14.401	16,69%	(49)	-0,06%	(1.556)	-9,75%
Rupiah (IDR)	227	100,00%	15.957	100,00%	178	100,00%	14.401	0,00%	(49)	0,00%	(1.556)	-9,75%
Valas (Foreign Exchange)	-	0,00%	-	0,00%	-	0,00%	-	0,00%	0	0,00%	0	0,00%
Total	26.299	100,00%	75.875	100,00%	47.638	100,00%	86.286	100,00%	21.339	81,14%	10.412	13,72%
Rupiah (IDR)	25.855	98,31%	67.296	88,69%	47.199	99,08%	76.133	88,23%	21.344	82,55%	8.838	13,13%
Valas (Foreign Exchange)	444	1,69%	8.579	11,31%	439	0,92%	10.153	11,77%	(5)	-1,13%	1.574	18,35%

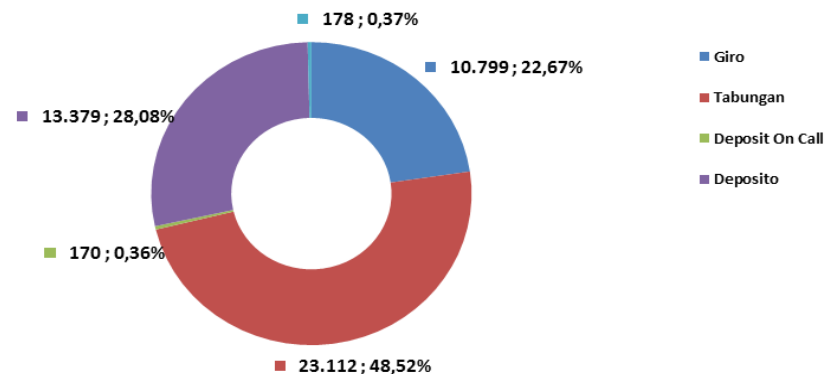
Keterangan: Prosentase simpanan pada masing-masing jenis simpanan merupakan prosentase terhadap total simpanan

2.6. Distribusi Nominal dan Rekening Simpanan dari Bank Lain Berdasarkan Jenis Simpanan Januari 2017

Grafik 4a
Distribusi Nominal Simpanan dari Bank Lain Berdasarkan Jenis Simpanan (Rp Miliar)



Grafik 4b
Distribusi Rekening Simpanan dari Bank Lain Berdasarkan Jenis Simpanan



3. DISTRIBUSI SIMPANAN BERDASARKAN SEGMENT NOMINAL SIMPANAN

3.1. Total Simpanan Berdasarkan Segment Nominal dan Valuta

Tabel 5 Total Simpanan Berdasarkan Segment Nominal dan Valuta (Deposit by Deposit Balance and Foreign Exchange) (Rp Miliar/Billion IDR)												
Nominal Simpanan (Balance of Deposit)	Des-16*)				Jan-17				Δ			
	Rekening (Account)	%	Nominal (Amount)	%	Rekening (Account)	%	Nominal (Amount)	%	Δ Rekening (Δ Account)	%	Δ Nominal (Δ Amount)	%
N/B ≤ 100 Jt/Mio	195.002.326	97,84%	722.353	14,74%	195.806.540	97,88%	691.354	14,12%	804.214	0,41%	(30.999)	-4,29%
Rupiah (IDR)	194.238.577	99,61%	707.829	97,99%	195.043.728	99,61%	677.965	98,06%	805.151	0,41%	(29.865)	-4,22%
Valas (Foreign Exchange)	763.749	0,39%	14.524	2,01%	762.812	0,39%	13.389	1,94%	(937)	-0,12%	(1.134)	-7,81%
100 Jt/Mio < N/B ≤ 200 Jt/Mio	1.952.563	0,98%	274.014	5,59%	1.926.178	0,96%	270.197	5,52%	(26.385)	-1,35%	(3.816)	-1,39%
Rupiah (IDR)	1.853.493	94,93%	259.813	94,82%	1.827.155	94,86%	256.248	94,84%	(26.338)	-1,42%	(3.565)	-1,37%
Valas (Foreign Exchange)	99.070	5,07%	14.201	5,18%	99.023	5,14%	13.949	5,16%	(47)	-0,05%	(251)	-1,77%
200 Jt/Mio < N/B ≤ 500 Jt/Mio	1.313.244	0,66%	422.779	8,63%	1.294.362	0,65%	417.124	8,52%	(18.882)	-1,44%	(5.655)	-1,34%
Rupiah (IDR)	1.221.874	93,04%	393.940	93,18%	1.203.168	92,95%	388.460	93,13%	(18.706)	-1,53%	(5.480)	-1,39%
Valas (Foreign Exchange)	91.370	6,96%	28.839	6,82%	91.194	7,05%	28.664	6,87%	(176)	-0,19%	(175)	-0,61%
500 Jt/Mio < N/B ≤ 1 M/Bio	527.255	0,26%	387.573	7,91%	520.388	0,26%	382.734	7,82%	(6.867)	-1,30%	(4.839)	-1,25%
Rupiah (IDR)	483.974	91,79%	357.314	92,19%	477.055	91,67%	352.585	92,12%	(6.919)	-1,43%	(4.729)	-1,32%
Valas (Foreign Exchange)	43.281	8,21%	30.259	7,81%	43.333	8,33%	30.149	7,88%	52	0,12%	(110)	-0,36%
1 M/Bio < N/B ≤ 2 M/Bio	262.903	0,13%	373.958	7,63%	257.753	0,13%	366.571	7,49%	(5.150)	-1,96%	(7.387)	-1,98%
Rupiah (IDR)	236.915	90,11%	337.978	90,38%	231.518	89,82%	330.492	90,16%	(5.397)	-2,28%	(7.486)	-2,21%
Valas (Foreign Exchange)	25.988	9,89%	35.980	9,62%	26.235	10,18%	36.079	9,84%	247	0,95%	99	0,27%
2 M/Bio < N/B ≤ 5 M/Bio	157.651	0,08%	490.803	10,02%	154.876	0,08%	482.839	9,86%	(2.775)	-1,76%	(7.964)	-1,62%
Rupiah (IDR)	141.178	89,55%	440.075	89,66%	138.412	89,37%	432.344	89,54%	(2.766)	-1,96%	(7.731)	-1,76%
Valas (Foreign Exchange)	16.473	10,45%	50.728	10,34%	16.464	10,63%	50.495	10,46%	(9)	-0,05%	(233)	-0,46%
N/B > 5 M/Bio	85.280	0,04%	2.228.713	45,48%	84.032	0,04%	2.286.338	46,69%	(1.248)	-1,46%	57.625	2,59%
Rupiah (IDR)	69.527	81,53%	1.661.189	74,54%	68.360	81,35%	1.716.615	75,08%	(1.167)	-1,68%	55.426	3,34%
Valas (Foreign Exchange)	15.753	18,47%	567.524	25,46%	15.672	18,65%	569.723	24,92%	(81)	-0,51%	2.199	0,39%
Total	199.301.222	100,00%	4.900.193	100,00%	200.044.129	100,00%	4.897.158	100,00%	742.907	0,37%	(3.035)	-0,06%
Rupiah (IDR)	198.245.538	99,47%	4.158.138	84,86%	198.989.396	99,47%	4.154.709	84,84%	743.858	0,38%	(3.430)	-0,08%
Valas (Foreign Exchange)	1.055.684	0,53%	742.055	15,14%	1.054.733	0,53%	742.449	15,16%	(951)	-0,09%	395	0,05%

Keterangan: Prosentase simpanan pada masing-masing segment nominal simpanan merupakan prosentase terhadap total simpanan

*) Terdapat perubahan total simpanan dan total rekening periode Desember 2016 dari Rp4.900.313.867.334.410 (199.301.502 rekening) menjadi Rp4.900.192.559.831.050 (199.301.222 rekening). Perubahan tersebut dikarenakan adanya koreksi pada 2 bank terhadap laporan bulan Desember 2016 yang telah disampaikan sebelumnya.

3.2. Dana Pihak Ketiga Berdasarkan Segmen Nominal dan Valuta

Tabel 6												
DPK Berdasarkan Segmen Nominal dan Valuta												
(Third Party-Fund by Deposit Balance and Foreign Exchange)												
(Rp Miliar/Billion IDR)												
Nominal Simpanan (Balance of Deposits)	Des-16				Jan-17				Δ			
	Rekening (Account)	%	Nominal (Amount)	%	Rekening (Account)	%	Nominal (Amount)	%	Δ Rekening (Δ Account)	%	Δ Nominal (Δ Amount)	%
N/B ≤ 100 Jt/Mio	194.991.644	97,85%	722.069	14,97%	195.776.929	97,89%	690.919	14,36%	785.285	0,40%	(31.150)	-4,31%
Rupiah (IDR)	194.228.009	99,61%	707.548	97,99%	195.014.233	99,61%	677.532	98,06%	786.224	0,40%	(30.016)	-4,24%
Valas (Foreign Exchange)	763.635	0,39%	14.521	2,01%	762.696	0,39%	13.387	1,94%	(939)	-0,12%	(1.134)	-7,81%
100 Jt/Mio < N/B ≤ 200 Jt/Mio	1.949.921	0,98%	273.470	5,67%	1.922.705	0,96%	269.690	5,61%	(27.216)	-1,40%	(3.780)	-1,38%
Rupiah (IDR)	1.850.888	94,92%	259.431	94,87%	1.823.717	94,85%	255.746	94,83%	(27.171)	-1,47%	(3.685)	-1,42%
Valas (Foreign Exchange)	99.033	5,08%	14.039	5,13%	98.988	5,15%	13.944	5,17%	(45)	-0,05%	(95)	-0,68%
200 Jt/Mio < N/B ≤ 500 Jt/Mio	1.309.059	0,66%	420.752	8,72%	1.289.421	0,64%	415.333	8,63%	(19.638)	-1,50%	(5.419)	-1,29%
Rupiah (IDR)	1.217.735	93,02%	391.927	93,15%	1.198.263	92,93%	386.680	93,10%	(19.472)	-1,60%	(5.247)	-1,34%
Valas (Foreign Exchange)	91.324	6,98%	28.825	6,85%	91.158	7,07%	28.653	6,90%	(166)	-0,18%	(172)	-0,60%
500 Jt/Mio < N/B ≤ 1 M/Bio	523.734	0,26%	384.637	7,97%	516.372	0,26%	379.413	7,89%	(7.362)	-1,41%	(5.224)	-1,36%
Rupiah (IDR)	480.479	91,74%	354.397	92,14%	473.076	91,62%	349.290	92,06%	(7.403)	-1,54%	(5.107)	-1,44%
Valas (Foreign Exchange)	43.255	8,26%	30.240	7,86%	43.296	8,38%	30.123	7,94%	41	0,09%	(117)	-0,39%
1 M/Bio < N/B ≤ 2 M/Bio	260.727	0,13%	370.624	7,68%	255.407	0,13%	362.980	7,55%	(5.320)	-2,04%	(7.644)	-2,06%
Rupiah (IDR)	234.768	90,04%	334.684	90,30%	229.205	89,74%	326.946	90,07%	(5.563)	-2,37%	(7.738)	-2,31%
Valas (Foreign Exchange)	25.959	9,96%	35.940	9,70%	26.202	10,26%	36.034	9,93%	243	0,94%	94	0,26%
2 M/Bio < N/B ≤ 5 M/Bio	156.017	0,08%	485.377	10,06%	153.114	0,08%	476.879	9,91%	(2.903)	-1,86%	(8.498)	-1,75%
Rupiah (IDR)	139.589	89,47%	434.788	89,58%	136.687	89,27%	426.502	89,44%	(2.902)	-2,08%	(8.286)	-1,91%
Valas (Foreign Exchange)	16.428	10,53%	50.589	10,42%	16.427	10,73%	50.377	10,56%	(1)	-0,01%	(212)	-0,42%
N/B > 5 M/Bio	83.821	0,04%	2.167.389	44,93%	82.543	0,04%	2.215.657	46,06%	(1.278)	-1,52%	48.268	2,23%
Rupiah (IDR)	68.215	81,38%	1.608.067	74,19%	67.016	81,19%	1.655.881	74,74%	(1.199)	-1,76%	47.813	2,97%
Valas (Foreign Exchange)	15.606	18,62%	559.322	25,81%	15.527	18,81%	559.776	25,26%	(79)	-0,51%	455	0,08%
Total	199.274.923	100,00%	4.824.318	100,00%	199.996.491	100,00%	4.810.872	100,00%	721.568	0,36%	(13.446)	-0,28%
Rupiah (IDR)	198.219.683	99,47%	4.090.843	84,80%	198.942.197	99,47%	4.078.576	84,78%	722.514	0,36%	(12.267)	-0,30%
Valas (Foreign Exchange)	1.055.240	0,53%	733.475	15,20%	1.054.294	0,53%	732.296	15,22%	(946)	-0,09%	(1.179)	-0,16%

Keterangan: Prosentase simpanan pada masing-masing segmen nominal simpanan merupakan prosentase terhadap total simpanan

3.3. Simpanan dari Bank Lain Berdasarkan Segmen Nominal dan Valuta

Tabel 7 Simpanan Dari Bank Lain Berdasarkan Segmen Nominal dan Valuta (Interbank Deposit by Deposit Balance and Foreign Exchange) (Rp Miliar/Billion IDR)												
Nominal Simpanan (Balance of Deposit)	Des-16				Jan-17				Δ			
	Rekening (Account)	%	Nominal (Amount)	%	Rekening (Account)	%	Nominal (Amount)	%	Δ Rekening (Δ Account)	%	Δ Nominal (Δ Amount)	%
N/B ≤ 100 Jt/Mio	10.682	40,62%	284	0,37%	29.611	62,16%	435	0,50%	18.929	177,20%	151	53,28%
Rupiah (IDR)	10.568	98,93%	281	99,11%	29.495	99,61%	433	99,46%	18.927	179,10%	151	53,83%
Valas (Foreign Exchange)	114	1,07%	3	0,89%	116	0,39%	2	0,54%	2	1,75%	(0)	-7,54%
100 Jt/Mio < N/B ≤ 200 Jt/Mio	2.642	10,05%	544	0,72%	3.473	7,29%	508	0,59%	831	31,45%	(36)	-6,61%
Rupiah (IDR)	2.605	98,60%	382	70,24%	3.438	98,99%	503	98,99%	833	31,98%	121	31,60%
Valas (Foreign Exchange)	37	1,40%	162	29,76%	35	1,01%	5	1,01%	(2)	-5,41%	(157)	-96,83%
200 Jt/Mio < N/B ≤ 500 Jt/Mio	4.185	15,91%	2.028	2,67%	4.941	10,37%	1.791	2,08%	756	18,06%	(237)	-11,68%
Rupiah (IDR)	4.139	98,90%	2.013	99,28%	4.905	99,27%	1.779	99,36%	766	18,51%	(234)	-11,61%
Valas (Foreign Exchange)	46	1,10%	15	0,72%	36	0,73%	12	0,67%	(10)	-21,74%	(3)	-18,17%
500 Jt/Mio < N/B ≤ 1 M/Bio	3.521	13,39%	2.936	3,87%	4.016	8,43%	3.321	3,85%	495	14,06%	385	13,10%
Rupiah (IDR)	3.495	99,26%	2.917	99,33%	3.979	99,08%	3.296	99,24%	484	13,85%	379	12,99%
Valas (Foreign Exchange)	26	0,74%	19	0,65%	37	0,92%	25	0,76%	11	42,31%	6	33,19%
1 M/Bio < N/B ≤ 2 M/Bio	2.176	8,27%	3.335	4,39%	2.346	4,92%	3.591	4,16%	170	7,81%	256	7,68%
Rupiah (IDR)	2.147	98,67%	3.294	98,78%	2.313	98,59%	3.546	98,76%	166	7,73%	252	7,65%
Valas (Foreign Exchange)	29	1,33%	41	1,22%	33	1,41%	45	1,24%	4	13,79%	4	9,97%
2 M/Bio < N/B ≤ 5 M/Bio	1.634	6,21%	5.426	7,15%	1.762	3,70%	5.961	6,91%	128	7,83%	535	9,85%
Rupiah (IDR)	1.589	97,25%	5.287	97,44%	1.725	97,90%	5.843	98,03%	136	8,56%	556	10,52%
Valas (Foreign Exchange)	45	2,75%	139	2,56%	37	2,10%	118	1,97%	(8)	-17,78%	(21)	-15,45%
N/B > 5 M/Bio	1.459	5,55%	61.324	80,82%	1.489	3,13%	70.681	81,91%	30	2,06%	9.357	15,26%
Rupiah (IDR)	1.312	89,92%	53.122	86,63%	1.344	90,26%	60.734	85,93%	32	2,44%	7.612	14,33%
Valas (Foreign Exchange)	147	10,08%	8.202	13,37%	145	9,74%	9.947	14,07%	(2)	-1,36%	1.745	21,28%
Total	26.299	100,00%	75.875	100,00%	47.638	100,00%	86.286	100,00%	21.339	81,14%	10.412	13,72%
Rupiah (IDR)	25.855	98,31%	67.296	88,69%	47.199	99,08%	76.133	88,23%	21.344	82,55%	8.838	13,13%
Valas (Foreign Exchange)	444	1,69%	8.579	11,31%	439	0,92%	10.153	11,77%	(5)	-1,13%	1.574	18,35%

Keterangan: Prosentase simpanan pada masing-masing segmen nominal simpanan merupakan prosentase terhadap total simpanan

4. DISTRIBUSI SIMPANAN BERDASARKAN BESARAN NILAI SIMPANAN DAN VALUTA

4.1. Total Simpanan Berdasarkan Besaran Nilai Simpanan dan Valuta

Tabel 8												
Total Simpanan Berdasarkan Besaran Nilai Simpanan dan Valuta (Deposit by Deposit Balance and Foreign Exchange) (Rp Miliar/Billion IDR)												
Nominal Simpanan (Balance of Deposit)	Des-16*)				Jan-17				Δ			
	Rekening (Account)	%	Nominal (Amount)	%	Rekening (Account)	%	Nominal (Amount)	%	Δ Rekening (Δ Account)	%	Δ Nominal (Δ Amount)	%
N/B ≤ 2 M/Bio	199.058.291	99,88%	2.180.678	44,50%	199.805.221	99,88%	2.127.981	43,45%	746.930	0,38%	(52.696)	-2,42%
Rupiah (IDR)	198.034.833	99,49%	2.056.875	94,32%	198.782.624	99,49%	2.005.750	94,26%	747.791	0,38%	(51.125)	-2,49%
Valas (Foreign Exchange)	1.023.458	0,51%	123.803	5,68%	1.022.597	0,51%	122.231	5,74%	(861)	-0,08%	(1.571)	-1,27%
N/B > 2 M/Bio	242.931	0,12%	2.719.515	55,50%	238.908	0,12%	2.769.177	56,55%	(4.023)	-1,66%	49.661	1,83%
Rupiah (IDR)	210.705	86,73%	2.101.264	77,27%	206.772	86,55%	2.148.959	77,60%	(3.933)	-1,87%	47.695	2,27%
Valas (Foreign Exchange)	32.226	13,27%	618.251	22,73%	32.136	13,45%	620.218	22,40%	(90)	-0,28%	1.966	0,32%
Total	199.301.222	100,00%	4.900.193	100,00%	200.044.129	100,00%	4.897.158	100,00%	742.907	0,37%	(3.035)	-0,06%
Rupiah (IDR)	198.245.538	99,47%	4.158.139	84,86%	198.989.396	99,47%	4.154.709	84,84%	743.858	0,38%	(3.430)	-0,08%
Valas (Foreign Exchange)	1.055.684	0,53%	742.054	15,14%	1.054.733	0,53%	742.449	15,16%	(951)	-0,09%	395	0,05%

Keterangan: Prosentase simpanan pada masing-masing segmen nominal simpanan meruakan prosentase terhadap total simpanan

*) Terdapat perubahan total simpanan dan total rekening periode Desember 2016 dari Rp4.900.313.867.334.410 (199.301.502 rekening) menjadi Rp4.900.192.559.831.050 (199.301.222 rekening). Perubahan tersebut dikarenakan adanya koreksi pada 2 bank terhadap laporan bulan Desember 2016 yang telah disampaikan sebelumnya.

4.2. Dana Pihak Ketiga Berdasarkan Besaran Nilai Simpanan dan Valuta

Tabel 9												
DPK Berdasarkan Besaran Nilai Simpanan dan Valuta (Third Party-Fund by Deposit Balance and Foreign Exchange) (Rp Miliar/Billion IDR)												
Nominal Simpanan (Nominal of Deposits)	Des-16				Jan-17				Δ			
	Rekening (Account)	%	Nominal (Amount)	%	Rekening (Account)	%	Nominal (Amount)	%	Δ Rekening (Δ Account)	%	Δ Nominal (Δ Amount)	%
N/B ≤ 2 M/Bio	199.035.085	99,88%	2.171.552	45,01%	199.760.834	99,88%	2.118.336	44,03%	725.749	0,36%	(53.216)	-2,45%
Rupiah (IDR)	198.011.879	99,49%	2.047.988	94,31%	198.738.494	99,49%	1.996.194	94,23%	726.615	0,37%	(51.794)	-2,53%
Valas (Foreign Exchange)	1.023.206	0,51%	123.564	5,69%	1.022.340	0,51%	122.142	5,77%	(866)	-0,08%	(1.422)	-1,15%
N/B > 2 M/Bio	239.838	0,12%	2.652.766	54,99%	235.657	0,12%	2.692.536	55,97%	(4.181)	-1,74%	39.769	1,50%
Rupiah (IDR)	207.804	86,64%	2.042.855	77,01%	203.703	86,44%	2.082.382	77,34%	(4.101)	-1,97%	39.527	1,93%
Valas (Foreign Exchange)	32.034	13,36%	609.911	22,99%	31.954	13,56%	610.154	22,66%	(80)	-0,25%	242	0,04%
Total	199.274.923	100,00%	4.824.318	100,00%	199.996.491	100,00%	4.810.872	100,00%	721.568	0,36%	(13.446)	-0,28%
Rupiah (IDR)	198.219.683	99,47%	4.090.843	84,80%	198.942.197	99,47%	4.078.576	84,78%	722.514	0,36%	(12.267)	-0,30%
Valas (Foreign Exchange)	1.055.240	0,53%	733.475	15,20%	1.054.294	0,53%	732.296	15,22%	(946)	-0,09%	(1.179)	-0,16%

Keterangan: Prosentase simpanan pada masing-masing segmen nominal simpanan merupakan prosentase terhadap total simpanan

4.3. Dana Pihak Ketiga Berdasarkan Besaran Nilai Simpanan dan Valuta

Tabel 10												
Simpanan Dari Bank Lain Berdasarkan Besaran Nilai Simpanan dan Valuta (Interbank Deposit by Deposit Balance and Foreign Exchange) (Rp Miliar/Billion IDR)												
Nominal Simpanan (Nominal of Deposits)	Des-16				Jan-17				Δ			
	Rekening (Account)	%	Nominal (Amount)	%	Rekening (Account)	%	Nominal (Amount)	%	Δ Rekening (Δ Account)	%	Δ Nominal (Δ Amount)	%
N/B ≤ 2 M/Bio	23.206	88,24%	9.126	12,03%	44.387	93,18%	9.645	11,18%	21.181	91,27%	519	5,69%
Rupiah (IDR)	22.954	98,91%	8.887	97,38%	44.130	99,42%	9.556	99,08%	21.176	92,25%	669	7,53%
Valas (Foreign Exchange)	252	1,09%	239	2,62%	257	0,58%	89	0,92%	5	1,98%	(150)	-62,81%
N/B > 2 M/Bio	3.093	11,76%	66.749	87,97%	3.251	6,82%	76.641	88,82%	158	5,11%	9.892	14,82%
Rupiah (IDR)	2.901	93,79%	58.409	87,51%	3.069	94,40%	66.577	86,87%	168	5,79%	8.168	13,99%
Valas (Foreign Exchange)	192	6,21%	8.340	12,49%	182	5,60%	10.064	13,13%	(10)	-5,21%	1.724	20,67%
Total	26.299	100,00%	75.875	100,00%	47.638	100,00%	86.286	100,00%	21.339	81,14%	10.411	13,72%
Rupiah (IDR)	25.855	98,31%	67.296	88,69%	47.199	99,08%	76.133	88,23%	21.344	82,55%	8.837	13,13%
Valas (Foreign Exchange)	444	1,69%	8.579	11,31%	439	0,92%	10.153	11,77%	(5)	-1,13%	1.574	18,34%

Keterangan: Prosentase simpanan pada masing-masing segmen nominal simpanan merupakan prosentase terhadap total simpanan

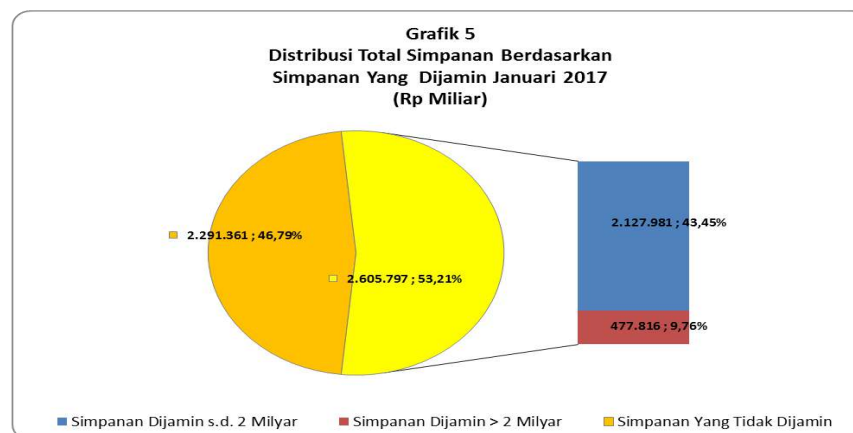
5. DISTRIBUSI DANA PIHAK KETIGA DAN SIMPANAN DARI BANK LAIN YANG DIJAMIN

5.1. Total Simpanan dan Distribusi Total Simpanan Berdasarkan Simpanan yang Dijamin dan Valuta

Tabel 11 Total Simpanan Berdasarkan Simpanan Yang Dijamin dan Valuta (Deposit by Insured Deposit and Foreign Exchange) (Rp Miliar/Billion IDR)												
Nominal Simpanan (Balance of Deposit)	Des-16*)				Jan-17				Δ			
	Rekening (Account)	%	Nominal (Amount)	%	Rekening (Account)	%	Nominal (Amount)	%	Δ Rekening (Δ Account)	%	Δ Nominal (Δ Amount)	%
N/B ≤ 2 M/Bio	199.058.291	99,88%	2.180.677	81,78%	199.805.221	99,88%	2.127.981	81,66%	746.930	0,38%	(52.696)	-2,42%
Rupiah (IDR)	198.034.833	99,49%	2.056.874	94,32%	198.782.624	99,49%	2.005.750	94,26%	747.791	0,38%	(51.124)	-2,49%
Valas (Foreign Exchange)	1.023.458	0,51%	123.803	5,68%	1.022.597	0,51%	122.231	5,74%	(861)	-0,08%	(1.572)	-1,27%
N/B > 2 M/Bio	242.931	0,12%	485.862	18,22%	238.908	0,12%	477.816	18,34%	(4.023)	-1,66%	(8.046)	-1,66%
Rupiah (IDR)	210.705	86,73%	421.410	86,73%	206.772	86,55%	413.544	86,55%	(3.933)	-1,87%	(7.866)	-1,87%
Valas (Foreign Exchange)	32.226	13,27%	64.452	13,27%	32.136	13,45%	64.272	13,45%	(90)	-0,28%	(180)	-0,28%
Total	199.301.222	100,00%	2.666.539	100,00%	200.044.129	100,00%	2.605.797	100,00%	742.907	0,37%	(60.742)	-2,28%
Rupiah (IDR)	198.245.538	99,47%	2.478.284	92,94%	198.989.396	99,47%	2.419.294	92,84%	743.858	0,38%	(58.990)	-2,38%
Valas (Foreign Exchange)	1.055.684	0,53%	188.255	7,06%	1.054.733	0,53%	186.503	7,16%	(951)	-0,09%	(1.752)	-0,93%

Keterangan: Prosentase simpanan pada masing-masing segmen nominal simpanan merupakan prosentase terhadap total simpanan

*) Terdapat perubahan total simpanan yang dijamin dan total rekening yang dijamin periode Desember 2016 dari Rp2.666.593 Miliar (199.301.502 rekening) menjadi Rp2.666.539 Miliar (199.301.222 rekening). dikarenakan adanya koreksi pada 2 bank terhadap laporan bulan Desember 2016 yang telah disampaikan sebelumnya.



5.2. Dana Pihak Ketiga Berdasarkan Simpanan yang Dijamin dan Valuta

Tabel 12												
DPK berdasarkan Simpanan yang Dijamin dan Valuta (Third Party-Fund by Insured Deposit and Foreign Exchange) (Rp Miliar/Billion IDR)												
Nominal Simpanan (Balance of Deposit)	Des-16				Jan-17				Δ			
	Rekening (Account)	%	Nominal (Amount)	%	Rekening (Account)	%	Nominal (Amount)	%	Δ Rekening (Δ Account)	%	Δ Nominal (Δ Amount)	%
N ≤ 2 M	199.035.085	99,88%	2.171.551	81,91%	199.760.834	99,88%	2.118.336	81,80%	725.749	0,36%	(53.215)	-2,45%
Rupiah (IDR)	198.011.879	99,49%	2.047.987	94,31%	198.738.494	99,49%	1.996.194	94,23%	726.615	0,37%	(51.793)	-2,53%
Valas (Foreign Exchange)	1.023.206	0,51%	123.564	5,69%	1.022.340	0,51%	122.142	5,77%	(866)	-0,08%	(1.422)	-1,15%
N > 2 M	239.838	0,12%	479.676	18,09%	235.657	0,12%	471.314	18,20%	(4.181)	-1,74%	(8.362)	-1,74%
Rupiah (IDR)	207.804	86,64%	415.608	86,64%	203.703	86,44%	407.406	86,44%	(4.101)	-1,97%	(8.202)	-1,97%
Valas (Foreign Exchange)	32.034	13,36%	64.068	13,36%	31.954	13,56%	63.908	13,56%	(80)	-0,25%	(160)	-0,25%
Total	199.274.923	100,00%	2.651.227	100,00%	199.996.491	100,00%	2.589.650	100,00%	721.568	0,36%	(61.577)	-2,32%
Rupiah (IDR)	198.219.683	99,47%	2.463.595	92,92%	198.942.197	99,47%	2.403.600	92,82%	722.514	0,36%	(59.995)	-2,44%
Valas (Foreign Exchange)	1.055.240	0,53%	187.632	7,08%	1.054.294	0,53%	186.050	7,18%	(946)	-0,09%	(1.582)	-0,84%

Keterangan: Prosentase simpanan pada masing-masing segmen nominal simpanan merupakan prosentase terhadap total simpanan



5.3. Simpanan dari Bank Lain Berdasarkan Simpanan yang Dijamin dan Valuta

Tabel 13 Simpanan Dari Bank Lain Berdasarkan Simpanan Yang Dijamin dan Valuta (Interbank Deposit by Insured Deposit and Foreign Exchange) (Rp Miliar/Billion IDR)												
Nominal Simpanan (Balance of Deposit)	Des-16				Jan-17				Δ			
	Rekening (Account)	%	Nominal (Amount)	%	Rekening (Account)	%	Nominal (Amount)	%	Δ Rekening (Δ Account)	%	Δ Nominal (Δ Amount)	%
N/B ≤ 2 M/Bio	23.206	88,24%	9.126	59,60%	44.387	93,18%	9.645	59,73%	21.181	91,27%	519	5,68%
Rupiah (IDR)	22.954	98,91%	8.887	97,38%	44.130	99,42%	9.556	99,08%	21.176	92,25%	669	7,53%
Valas (Foreign Exchange)	252	1,09%	239	2,62%	257	0,58%	89	0,92%	5	1,98%	(150)	-62,81%
N/B > 2 M/Bio	3.093	11,76%	6.186	40,40%	3.251	6,82%	6.502	40,27%	158	5,11%	316	5,11%
Rupiah (IDR)	2.901	93,79%	5.802	93,79%	3.069	94,40%	6.138	94,40%	168	5,79%	336	5,79%
Valas (Foreign Exchange)	192	6,21%	384	6,21%	182	5,60%	364	5,60%	(10)	-5,21%	(20)	-5,21%
Total	26.299	100,00%	15.312	100,00%	47.638	100,00%	16.147	100,00%	21.339	81,14%	835	5,45%
Rupiah (IDR)	25.855	98,31%	14.689	95,93%	47.199	99,08%	15.694	97,20%	21.344	82,55%	1.005	6,84%
Valas (Foreign Exchange)	444	1,69%	623	4,07%	439	0,92%	453	2,81%	(5)	-1,13%	(170)	-27,31%

Keterangan: Prosentase simpanan pada masing-masing segmen nominal simpanan merupakan prosentase terhadap total simpanan

