



LEMBAGA
PENJAMIN
SIMPANAN

Indonesia
Deposit
Insurance
Corporation

Distribusi Simpanan Bank Umum

Periode Februari 2017



Transform to Excellence



KATA PENGANTAR

Distribusi Simpanan Bank Umum merupakan media informasi yang menyajikan data mengenai simpanan Bank Umum yang diterbitkan setiap bulan oleh Lembaga Penjamin Simpanan untuk memberikan informasi perkembangan simpanan perbankan khususnya Bank Umum.

Sehubungan dengan kebutuhan penyajian informasi data simpanan yang lebih mudah dipahami (*user friendly*), mulai bulan Februari 2017 LPS menyajikan Distribusi Simpanan Bank Umum dengan menggunakan format baru tanpa mengurangi esensi pada format sebelumnya. Statistik Simpanan Bank Umum dengan format sebelumnya tetap disajikan secara paralel. Hal ini dilakukan dalam rangka transisi penyajian format baru.

Selanjutnya dalam rangka mempertimbangkan kebutuhan pembaca pada penggunaan Distribusi Simpanan Bank Umum, kami menerima masukan (saran dan kritik) terhadap format baru Distribusi Simpanan Bank Umum yang dapat disampaikan melalui email Group Penjaminan LPS yaitu penjaminan@lps.go.id.

DAFTAR ISI

Keterangan		3
1. Total Simpanan dan Jumlah Rekening		4
1.1. Total Simpanan dan Jumlah Rekening Pada Bank Umum	Tabel 1	4
1.2. Pertumbuhan Total Simpanan dan Jumlah Rekening (MoM)	Gambar 1a	4
1.3. Pertumbuhan Simpanan dan Jumlah Rekening (YoY)	Gambar 1b	5
2. Distribusi Total Simpanan Dan Jumlah Rekening		6
2.1. Total Simpanan dan Jumlah Rekening Berdasarkan Jenis Simpanan	Tabel 2	6
2.1.1. Distribusi Total Simpanan dan Jumlah Rekening Berdasarkan Jenis Simpanan Periode Februari 2017	Gambar 2a, Gambar 2b	6
2.2. Total Simpanan dan Jumlah Rekening Berdasarkan Kepemilikan Simpanan	Tabel 3	7
2.3. Total Simpanan dan Jumlah Rekening Berdasarkan Jenis Usaha	Tabel 4	7
2.4. Total Simpanan dan Jumlah Rekening Berdasarkan Tiering Nominal dan Simpanan Yang Dijamin	Tabel 5	8
2.4.1. Distribusi Total Simpanan Berdasarkan Simpanan yang Dijamin	Tabel 6, Gambar 2c	8
2.5. Total Simpanan dan Jumlah Rekening Berdasarkan Kepemilikan Bank	Tabel 7	9
2.6. Total Simpanan dan Jumlah Rekening Berdasarkan Valuta	Tabel 8	9
Lampiran		10
1. Lampiran 1: Pertumbuhan Simpanan dan Jumlah Rekening Selama 5 Tahun (YoY)		10
2. Lampiran 2: Total Simpanan dan Jumlah Rekening Berdasarkan Kepemilikan Simpanan, Jenis Simpanan dan Valuta		11
3. Lampiran 3: Total Simpanan dan Jumlah Rekening Berdasarkan Kepemilikan Simpanan, Tiering Nominal dan Valuta		12
4. Lampiran 4: Total Simpanan dan Jumlah Rekening Berdasarkan Kepemilikan Simpanan, Besaran Nilai Simpanan dan Valuta		13
5. Lampiran 5: Total Simpanan dan Jumlah Rekening Yang Dijamin Berdasarkan Kepemilikan Simpanan, Simpanan yang Dijamin dan Valuta		13

KETERANGAN

Sumber Data

- Data yang digunakan bersumber dari Laporan Posisi Simpanan yang disampaikan oleh bank umum kepada Lembaga Penjamin Simpanan.
- Jumlah bank umum:
 - a. Bank Umum Konvensional : 102
 - b. Bank Umum Syariah : 13
- Terdapat 1 bank umum yang telah mendapatkan izin *self liquidation* oleh OJK sesuai salinan keputusan Dewan Komisiner OJK Nomor 7/KDK.03/2017 tentang Pencabutan Izin Usaha Kantor Cabang The Royal Bank of Scotland N.V. di Indonesia pada tanggal 28 Februari 2017. Dengan demikian jumlah bank umum berkurang 1 bank menjadi 102 bank dan bank umum syariah tetap 13 bank, sehingga jumlah bank umum menjadi 115 bank.

Definisi

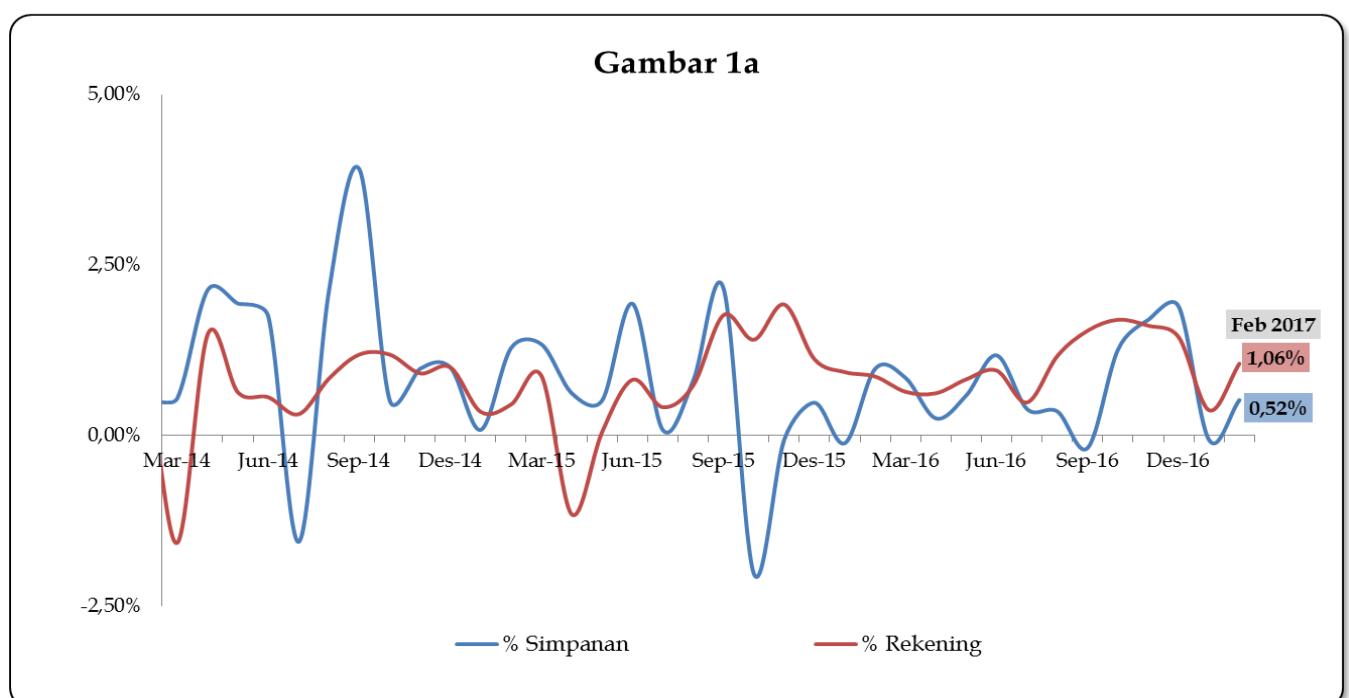
- *Simpanan* meliputi dana pihak ketiga dan simpanan dari bank lain.
- *Simpanan Yang Dijamin* meliputi:
 - a. seluruh simpanan yang nominalnya \leq Rp2 Miliar;
 - b. proporsi simpanan yang dijamin (Rp2 Miliar) dari seluruh simpanan dengan nominal di atas Rp2 Miliar.
- *Besaran Nilai Simpanan Yang Dijamin* adalah Rp2 Miliar per nasabah per bank sebagaimana diatur dalam Peraturan Pemerintah No. 66 Tahun 2008.

1. Total Simpanan dan Jumlah Rekening

1.1. Tabel Total Simpanan dan Jumlah Rekening Pada Bank Umum

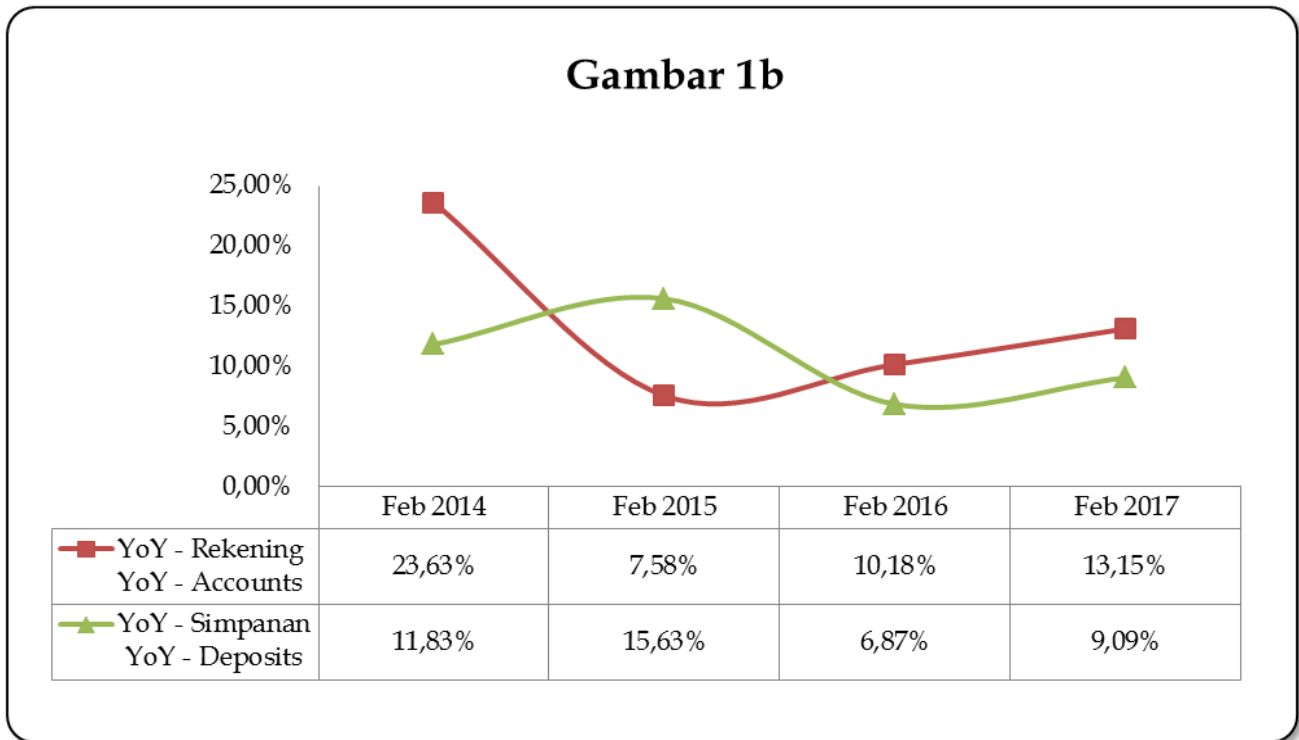
Tabel 1								
Total Simpanan dan Jumlah Rekening (Total Deposits and Number of Accounts) (Rp Miliar/Billion IDR)								
Bulan (Month)	2014		2015		2016		2017	
	Rekening (Account)	Nominal (Nominal)	Rekening (Account)	Nominal (Nominal)	Rekening (Account)	Nominal (Nominal)	Rekening (Account)	Nominal (Nominal)
Januari	149.530.751	3.637.382	161.428.538	4.168.841	177.136.748	4.468.853	200.044.129	4.897.158
Februari	150.736.550	3.651.574	162.168.106	4.222.482	178.672.163	4.512.751	202.160.883	4.922.814
Maret	148.368.994	3.671.553	163.591.483	4.279.063	179.821.572	4.550.903		
April	150.569.713	3.749.915	161.703.787	4.305.689	180.940.098	4.562.444		
Mei	151.524.434	3.822.525	161.794.457	4.327.966	182.436.133	4.589.454		
Juni	152.378.966	3.889.318	163.120.385	4.411.687	184.178.757	4.646.114		
Juli	152.859.205	3.828.767	163.802.232	4.415.321	185.098.125	4.669.594		
Agustus	154.140.288	3.910.281	165.008.226	4.450.891	187.238.755	4.680.848		
September	155.974.513	4.062.918	167.924.825	4.546.948	190.121.455	4.675.317		
Oktober	157.829.886	4.084.023	170.285.831	4.454.886	193.352.001	4.728.887		
Nopember	159.273.484	4.124.111	173.560.667	4.452.219	196.468.148	4.809.306		
Desember	160.867.462	4.165.300	175.501.915	4.473.772	199.301.222	4.900.193		

1.2. Pertumbuhan Total Simpanan dan Jumlah Rekening (MoM)



Gambar 1a Pertumbuhan Total Simpanan dan Jumlah Rekening (MoM)

1.3. Pertumbuhan Total Simpanan dan Jumlah Rekening (YoY)



Gambar 1b Pertumbuhan Total Simpanan dan Jumlah Rekening (YoY)

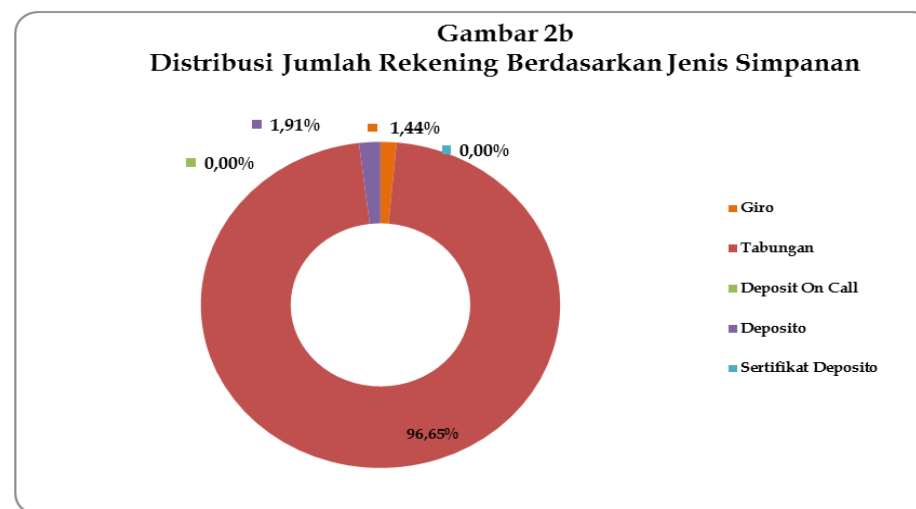
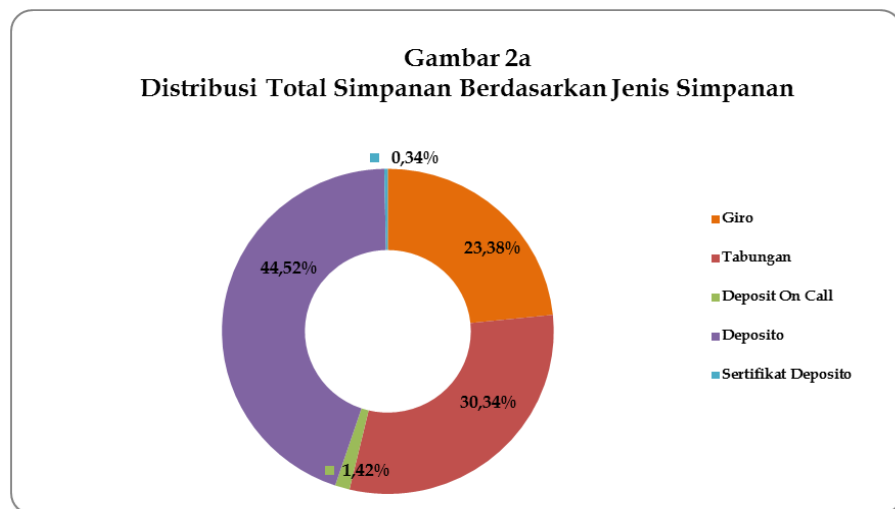
2. Distribusi Total Simpanan Dan Jumlah Rekening

2.1. Total Simpanan dan Jumlah Rekening Berdasarkan Jenis Simpanan

Tabel 2 Total Simpanan Berdasarkan Jenis Simpanan (Total Deposits by Type of Deposits) (Rp Miliar/Billion IDR)												
Jenis Simpanan (Type of Deposits)	Jan-17				Feb-17				Δ MoM			
	Rekening (Account)	%	Nominal (Nominal)	%	Rekening (Account)	%	Nominal (Nominal)	%	Δ Rekening (Δ Account)	%	Δ Nominal (Δ Nominal)	%
Giro (Demand Deposit)	2.940.998	1,47%	1.153.405	23,55%	2.908.869	1,44%	1.150.988	23,38%	(32.129)	-1,09%	(2.417)	-0,21%
Tabungan (Saving Account)	193.247.023	96,60%	1.497.868	30,59%	195.389.106	96,65%	1.493.600	30,34%	2.142.083	1,11%	(4.268)	-0,28%
Deposit on Call	4.723	0,00%	61.948	1,26%	4.854	0,00%	69.859	1,42%	131	2,77%	7.911	12,77%
Deposito (Time Deposits)	3.851.142	1,93%	2.167.983	44,27%	3.857.775	1,91%	2.191.483	44,52%	6.633	0,17%	23.500	1,08%
Sertifikat Deposito (Certificate of Time Deposits)	243	0,00%	15.955	0,33%	279	0,00%	16.885	0,34%	36	14,81%	930	5,83%
Total	200.044.129	100,00%	4.897.158	100,00%	202.160.883	100,00%	4.922.814	100,00%	2.116.754	1,06%	25.656	0,52%

Keterangan: Persentase simpanan pada masing-masing jenis simpanan merupakan persentase terhadap total simpanan

2.1.1. Distribusi Total Simpanan dan Jumlah Rekening Berdasarkan Jenis Simpanan Periode Februari 2017



2.2. Total Simpanan dan Jumlah Rekening Berdasarkan Kepemilikan Simpanan

Tabel 3												
Total Simpanan Berdasarkan Kepemilikan Simpanan (Total Deposits by Ownership of Deposits) (Rp Miliar/Billion IDR)												
Kepemilikan Simpanan (Ownership of Deposits)	Jan-17				Feb-17				Δ MoM			
	Rekening (Account)	%	Nominal (Nominal)	%	Rekening (Account)	%	Nominal (Nominal)	%	Δ Rekening (Δ Account)	%	Δ Nominal (Δ Nominal)	%
Dana Pihak Ketiga (Third Party-Fund)	199.996.491	99,98%	4.810.872	98,24%	202.134.238	99,99%	4.835.180	98,22%	2.137.747	1,07%	24.309	0,51%
Simpanan Dari Bank Lain (Funds From Other Bank)	47.638	0,02%	86.286	1,76%	26.645	0,01%	87.634	1,78%	(20.993)	-44,07%	1.348	1,56%
Total	200.044.129	100,00%	4.897.158	100,00%	202.160.883	100,00%	4.922.814	100,00%	2.116.754	1,06%	25.656	0,52%

Keterangan: Persentase simpanan pada masing-masing jenis simpanan merupakan persentase terhadap total simpanan

2.3. Total Simpanan dan Jumlah Rekening Berdasarkan Jenis Usaha

Tabel 4												
Total Simpanan Berdasarkan Jenis Usaha Bank (Total Deposits by Type of Business Banks) (Rp Miliar/Billion IDR)												
Jenis Usaha (Type of Business Banks)	Jan-17				Feb-17				Δ MoM			
	Rekening (Account)	%	Nominal (Nominal)	%	Rekening (Account)	%	Nominal (Nominal)	%	Δ Rekening (Δ Account)	%	Δ Nominal (Δ Nominal)	%
Konvensional (Conventional)	181.215.464	90,59%	4.687.496	95,72%	183.141.932	90,59%	4.710.623	95,69%	1.926.468	1,06%	23.127	0,49%
Syariah (Sharia)	18.828.665	9,41%	209.662	4,28%	19.018.951	9,41%	212.191	4,31%	190.286	1,01%	2.529	1,21%
Total	200.044.129	100,00%	4.897.158	100,00%	202.160.883	100,00%	4.922.814	100,00%	2.116.754	1,06%	25.656	0,52%

Keterangan: Persentase simpanan pada masing-masing jenis simpanan merupakan persentase terhadap total simpanan

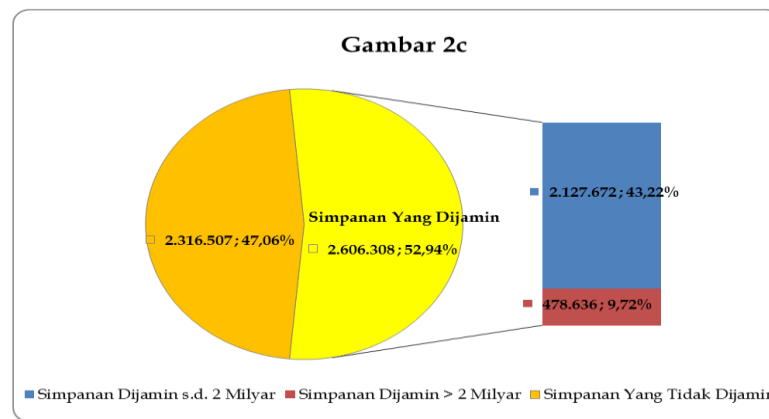
2.4. Total Simpanan dan Jumlah Rekening Berdasarkan Tiering Nominal dan Simpanan Yang Dijamin

Tabel 5 Total Simpanan Berdasarkan Tiering Nominal (Total Deposits by Tiering of Nominal) (Rp Miliar/Billion IDR)												
Tiering Nominal (Tiering of Nominal)	Jan-17				Feb-17				Δ MoM			
	Rekening (Account)	%	Nominal (Nominal)	%	Rekening (Account)	%	Nominal (Nominal)	%	Δ Rekening (Δ Account)	%	Δ Nominal (Δ Nominal)	%
N ≤ 100 Jt	195.806.540	97,88%	691.354	14,12%	197.923.842	97,90%	691.173	14,04%	2.117.302	1,08%	(181)	-0,03%
100 Jt < N ≤ 200 Jt	1.926.178	0,96%	270.198	5,52%	1.926.000	0,95%	270.328	5,49%	(178)	-0,01%	131	0,05%
200 Jt < N ≤ 500 Jt	1.294.362	0,65%	417.124	8,52%	1.294.883	0,64%	417.796	8,49%	521	0,04%	672	0,16%
500 Jt < N ≤ 1 M	520.388	0,26%	382.734	7,82%	519.291	0,26%	381.950	7,76%	(1.097)	-0,21%	(784)	-0,20%
1 M < N ≤ 2 M	257.753	0,13%	366.571	7,49%	257.549	0,13%	366.424	7,44%	(204)	-0,08%	(147)	-0,04%
2 M < N ≤ 5 M	154.876	0,08%	482.839	9,86%	154.804	0,08%	481.852	9,79%	(72)	-0,05%	(987)	-0,20%
N > 5 M	84.032	0,04%	2.286.337	46,69%	84.514	0,04%	2.313.291	46,99%	482	0,57%	26.953	1,18%
Total	200.044.129	100,00%	4.897.158	100,00%	202.160.883	100,00%	4.922.814	100,00%	2.116.754	1,06%	25.656	0,52%

Keterangan: Persentase simpanan pada masing-masing jenis simpanan merupakan persentase terhadap total simpanan

2.4.1. Distribusi Total Simpanan Jumlah Rekening Berdasarkan Simpanan yang Dijamin

Tabel 6 Distribusi Simpanan Berdasarkan Simpanan Yang Dijamin (Distribution of Deposits by Insured Deposits) (Rp Miliar/Billion IDR) Februari 2017			
Keterangan	Nominal Simpanan	Rekening	Total Nominal
Simpanan Dijamin	≤ 2 Miliar	201.921.565	2.127.672
	> 2 Miliar	239.318	478.636
Subtotal Simpanan Dijamin		202.160.883	2.606.308
Simpanan Tidak Dijamin	> 2 Miliar	-	2.316.507
Subtotal Simpanan Tidak Dijamin		-	2.316.507
Total		202.160.883	4.922.814



Gambar 2c Distribusi Total Simpanan Berdasarkan Simpanan Yang Dijamin Februari 2017 (Rp Miliar)

2.5. Total Simpanan dan Jumlah Rekening Berdasarkan Kepemilikan Bank

Tabel 7 Total Simpanan Berdasarkan Kepemilikan Bank (Total Deposits by Group of Banks) (Rp Miliar/Billion IDR)																
Kepemilikan Bank (Group of Banks)	Jan-17					Feb-17					Δ MoM					
	Jumlah Bank (Number of Banks)	Rekening (Account)	%	Nominal (Nominal)	%	Jumlah Bank (Number of Banks)	Rekening (Account)	%	Nominal (Nominal)	%	Δ Jumlah Bank (Δ Number of Account)	%	Δ Rekening (Δ Account)	%	Δ Nominal (Δ Nominal)	%
Pemerintah (State Banks)	4	114.638.699	57,31%	1.938.929	39,59%	4	116.782.830	57,77%	1.932.819	39,26%	0	0,00%	2.144.131	1,87%	(6.109)	-0,32%
BPD (Regional Government Banks)	26	31.027.193	15,51%	413.130	8,44%	26	30.426.634	15,05%	432.527	8,79%	0	0,00%	(600.559)	-1,94%	19.397	4,70%
Swasta Nasional (Private National Banks)	63	53.388.599	26,69%	2.149.845	43,90%	63	53.965.264	26,69%	2.166.112	44,00%	0	0,00%	576.665	1,08%	16.267	0,76%
Campuran (Joint Banks)	13	603.203	0,30%	176.765	3,61%	13	599.686	0,30%	175.680	3,57%	0	0,00%	(3.517)	-0,58%	(1.086)	-0,61%
Asing (Foreign Banks)	10	386.435	0,19%	218.489	4,46%	9	386.469	0,19%	215.677	4,38%	(1)	-10,00%	34	0,01%	(2.812)	-1,29%
Total	116	200.044.129	100,00%	4.897.158	100,00%	115	202.160.883	100,00%	4.922.814	100,00%	(1)	-0,86%	2.116.754	1,06%	25.656	0,52%

Keterangan: Persentase simpanan pada masing-masing jenis simpanan merupakan persentase terhadap total simpanan

Terdapat penurunan jumlah Bank Asing pada Februari 2017 dikarenakan adanya 1 Bank Asing yang telah mendapatkan izin *self liquidation* oleh OJK

2.6. Total Simpanan dan Jumlah Rekening Berdasarkan Valuta

Tabel 8 Total Simpanan Berdasarkan Valuta (Total Deposits by Currency) (Rp Miliar/Billion IDR)												
Jenis Simpanan (Type of Deposits)	Jan-17				Feb-17				Δ MoM			
	Rekening (Account)	%	Nominal (Nominal)	%	Rekening (Account)	%	Nominal (Nominal)	%	Δ Rekening (Δ Account)	%	Δ Nominal (Δ Nominal)	%
Rupiah (IDR)	198.989.396	99,47%	4.154.709	84,84%	201.107.759	99,48%	4.184.320	85,00%	2.118.363	1,06%	29.611	0,71%
Valas (Currency)	1.054.733	0,53%	742.449	15,16%	1.053.124	0,52%	738.495	15,00%	(1.609)	-0,15%	(3.954)	-0,53%
Total	200.044.129	100,00%	4.897.158	100,00%	202.160.883	100,00%	4.922.814	100,00%	2.116.754	1,06%	25.656	0,52%

Keterangan: Persentase simpanan pada masing-masing jenis simpanan merupakan persentase terhadap total simpanan

Lampiran

Lampiran 1

Pertumbuhan Simpanan dan Jumlah Rekening Selama 5 Tahun (YoY)

Tabel Pertumbuhan Total Simpanan dan Jumlah Rekening (Growth of Total Deposits and The Number of Accounts) Year on Year (YoY)						
Tahun	Rekening	Nominal (Rp Miliar)	Rekening		Nominal	
			Δ	%Δ	Δ (Rp Milyar)	%Δ
2012	119.917.930	3.277.154	18.414.366	18,14%	446.832	15,79%
2013	147.626.510	3.706.609	27.708.580	23,11%	429.455	13,10%
2014	160.867.462	4.165.300	13.240.952	8,97%	458.691	12,37%
2015	175.501.915	4.473.772	14.634.453	9,10%	308.471	7,41%
2016	199.301.222	4.900.193	23.799.307	13,56%	426.421	9,53%
2017*	202.160.883	4.922.814	2.859.661	1,43%	22.621	0,46%

*) Data *Year to Date* (Ytd) sampai dengan Februari 2017

Lampiran 2

Total Simpanan dan Jumlah Rekening Berdasarkan Kepemilikan Simpanan, Jenis Simpanan dan Valuta

Total Simpanan Berdasarkan Kepemilikan Simpanan, Jenis Simpanan dan Valuta (Total Deposits by Ownership of Deposits, Type of Deposits and Currency) (Rp Miliar/Billion IDR)												
Jenis Simpanan (Type of Deposits)	Dana Pihak Ketiga				Simpanan Dari Bank Lain				Total			
	Rekening (Account)	%	Nominal (Nominal)	%	Rekening (Account)	%	Nominal (Nominal)	%	Rekening (Account)	%	Nominal (Nominal)	%
Giro (Demand Deposit)	2.898.493	1,43%	1.121.328	23,19%	10.376	38,94%	29.661	33,85%	2.908.869	1,44%	1.150.988	23,38%
Rupiah (IDR)	2.708.432	93,44%	830.808	74,09%	9.965	96,04%	20.078	67,69%	2.718.397	100,37%	850.885	73,93%
Valas (Currency)	190.061	6,56%	290.520	25,91%	411	3,96%	9.583	32,31%	190.472	100,22%	300.103	26,07%
Tabungan (Saving Account)	195.382.689	96,66%	1.488.857	30,79%	6.417	24,08%	4.743	5,41%	195.389.106	96,65%	1.493.600	30,34%
Rupiah (IDR)	194.662.547	99,63%	1.357.407	91,17%	6.401	99,75%	4.571	96,37%	194.668.948	100,00%	1.361.978	91,19%
Valas (Currency)	720.142	0,37%	131.450	8,83%	16	0,25%	172	3,63%	720.158	100,00%	131.622	8,81%
Deposit on Call	4.627	0,00%	48.881	1,01%	227	0,85%	20.978	23,94%	4.854	0,00%	69.859	1,42%
Rupiah (IDR)	4.359	94,21%	39.678	81,17%	227	100,00%	20.978	100,00%	4.586	105,21%	60.656	86,83%
Valas (Currency)	268	5,79%	9.203	18,83%	-	0,00%	-	0,00%	268	100,00%	9.203	13,17%
Deposito (Time Deposits)	3.848.359	1,90%	2.174.555	44,97%	9.416	35,34%	16.927	19,32%	3.857.775	1,91%	2.191.483	44,52%
Rupiah (IDR)	3.706.141	96,30%	1.877.631	86,35%	9.408	99,92%	16.284	96,20%	3.715.549	100,25%	1.893.916	86,42%
Valas (Currency)	142.218	3,70%	296.924	13,65%	8	0,08%	643	3,80%	142.226	100,01%	297.567	13,58%
Sertifikat Deposito (Certificate of Time Deposits)	70	0,00%	1.560	0,03%	209	0,78%	15.325	17,49%	279	0,00%	16.885	0,34%
Rupiah (IDR)	70	0,00%	1.560	100,00%	209	100,00%	15.325	100,00%	279	398,57%	16.885	100,00%
Valas (Currency)	-	0,00%	-	0,00%	-	0,00%	-	0,00%	0	0,00%	0	0,00%
Total	202.134.238	100,00%	4.835.180	100,00%	26.645	100,00%	87.634	100,00%	202.160.883	100,00%	4.922.814	100,00%
Rupiah (IDR)	201.081.549	99,48%	4.107.084	84,94%	26.210	98,37%	77.236	88,13%	201.107.759	99,48%	4.184.320	438,36%
Valas (Currency)	1.052.689	0,52%	728.096	15,06%	435	1,63%	10.398	11,87%	1.053.124	0,52%	738.495	61,64%

Lampiran 3

Total Simpanan dan Jumlah Rekening Berdasarkan Kepemilikan Simpanan, Tiering Nominal dan Valuta

Total Simpanan Berdasarkan Kepemilikan Simpanan, Tiering Nominal dan Valuta (Total Deposits by Ownership of Deposits, Nominal Tiering and Currency) (Rp Miliar/Billion IDR)												
Nominal Simpanan (Nominal of Deposits)	Dana Pihak Ketiga				Simpanan Dari Bank Lain				Total			
	Rekening (Account)	%	Nominal (Nominal)	%	Rekening (Account)	%	Nominal (Nominal)	%	Rekening (Account)	%	Nominal (Nominal)	%
N ≤ 100 Jt	197.913.244	97,91%	690.890	14,29%	10.598	39,77%	283	0,32%	197.923.842	97,90%	691.173	14,04%
Rupiah (IDR)	197.151.272	99,61%	677.579	98,07%	10.483	98,91%	280	99,12%	197.161.755	100,01%	677.860	98,07%
Valas (Currency)	761.972	0,39%	13.311	1,93%	115	1,09%	2	0,88%	762.087	100,02%	13.313	1,93%
100 Jt < N ≤ 200 Jt	1.923.258	0,95%	269.925	5,58%	2.742	10,29%	403	0,46%	1.926.000	0,95%	270.328	5,49%
Rupiah (IDR)	1.824.781	94,88%	256.043	94,86%	2.709	98,80%	398	98,80%	1.827.490	100,15%	256.441	94,86%
Valas (Currency)	98.477	5,12%	13.882	5,14%	33	1,20%	5	1,20%	98.510	100,03%	13.887	5,14%
200 Jt < N ≤ 500 Jt	1.290.621	0,64%	416.241	8,61%	4.262	16,00%	1.556	1,78%	1.294.883	0,64%	417.796	8,49%
Rupiah (IDR)	1.199.782	92,96%	387.699	93,14%	4.231	99,27%	1.546	99,39%	1.204.013	100,35%	389.245	93,17%
Valas (Currency)	90.839	7,04%	28.541	6,86%	31	0,73%	10	0,61%	90.870	100,03%	28.551	6,83%
500 Jt < N ≤ 1 M	515.535	0,26%	378.829	7,83%	3.756	14,10%	3.121	3,56%	519.291	0,26%	381.950	7,76%
Rupiah (IDR)	472.167	91,59%	348.614	92,02%	3.721	99,07%	3.096	99,21%	475.888	100,79%	351.710	92,08%
Valas (Currency)	43.368	8,41%	30.215	7,98%	35	0,93%	25	0,79%	43.403	100,08%	30.240	7,92%
1 M < N ≤ 2 M	255.339	0,13%	363.033	7,51%	2.210	8,29%	3.392	3,87%	257.549	0,13%	366.424	7,44%
Rupiah (IDR)	229.169	0,00%	327.020	90,08%	2.173	98,33%	3.341	98,52%	231.342	100,95%	330.361	90,16%
Valas (Currency)	26.170	0,00%	36.013	9,92%	37	1,67%	50	1,48%	26.207	0,00%	36.063	0,00%
2 M < N ≤ 5 M	153.189	0,08%	476.387	9,85%	1.615	6,06%	5.465	6,24%	154.804	0,08%	481.852	9,79%
Rupiah (IDR)	136.736	89,26%	425.919	89,41%	1.571	97,28%	5.328	97,50%	138.307	89,34%	431.248	89,50%
Valas (Currency)	16.453	10,74%	50.468	10,59%	44	2,72%	137	2,50%	16.497	10,66%	50.604	10,50%
N > 5 M	83.052	0,04%	2.239.876	46,32%	1.462	5,49%	73.415	83,78%	84.514	0,04%	2.313.291	46,99%
Rupiah (IDR)	67.642	81,45%	1.684.209	75,19%	1.322	90,42%	63.246	86,15%	68.964	81,60%	1.747.454	75,54%
Valas (Currency)	15.410	18,55%	555.667	24,81%	140	9,58%	10.170	13,85%	15.550	18,40%	565.837	24,46%
Total	202.134.238	100,00%	4.835.180	100,00%	26.645	100,00%	87.634	100,00%	202.160.883	100,00%	4.922.814	100,00%
Rupiah (IDR)	201.081.549	99,48%	4.107.084	84,94%	26.210	98,37%	8.662	9,88%	200.900.488	99,38%	2.005.618	40,74%
Valas (Currency)	1.052.689	0,52%	728.096	15,06%	435	1,63%	92	0,10%	1.021.077	0,51%	122.054	2,48%

Lampiran 4

Total Simpanan dan Jumlah Rekening Berdasarkan Kepemilikan Simpanan, Besaran Nilai Simpanan dan Valuta

Total Simpanan Berdasarkan Besaran Nilai Simpanan dan Valuta (Total Deposits by Nominal of Deposits and Currency) (Rp Miliar/Billion IDR)												
Nominal Simpanan (Nominal of Deposits)	Dana Pihak Ketiga				Simpanan Dari Bank Lain				Total			
	Rekening (Account)	%	Nominal (Nominal)	%	Rekening (Account)	%	Nominal (Nominal)	%	Rekening (Account)	%	Nominal (Nominal)	%
N ≤ 2 M	201.897.997	99,88%	2.118.918	43,82%	23.568	88,45%	8.754	9,99%	201.921.565	99,88%	2.127.672	43,22%
Rupiah (IDR)	200.877.171	99,49%	1.996.956	94,24%	23.317	98,93%	8.662	98,95%	200.900.488	99,49%	2.005.618	94,26%
Valas (Currency)	1.020.826	0,51%	121.962	5,76%	251	1,07%	92	1,05%	1.021.077	0,51%	122.054	5,74%
N > 2 M	236.241	0,12%	2.716.263	56,18%	3.077	11,55%	78.880	90,01%	239.318	0,12%	2.795.143	56,78%
Rupiah (IDR)	204.378	86,51%	2.110.128	77,68%	2.893	94,02%	68.574	86,93%	207.271	86,61%	2.178.702	77,95%
Valas (Currency)	31.863	13,49%	606.134	22,32%	184	5,98%	10.306	13,07%	32.047	13,39%	616.441	22,05%
Total	202.134.238	100,00%	4.835.180	100,00%	26.645	100,00%	87.634	100,00%	202.160.883	100,00%	4.922.814	100,00%
Rupiah (IDR)	201.081.549	99,48%	4.107.083	84,94%	26.210	98,37%	77.236	88,13%	201.107.759	99,48%	4.184.319	85,00%
Valas (Currency)	1.052.689	0,52%	728.096	15,06%	435	1,63%	10.398	11,87%	1.053.124	0,52%	738.495	15,00%

Lampiran 5

Total Simpanan dan Jumlah Rekening Yang Dijamin Berdasarkan Kepemilikan Simpanan, Simpanan yang Dijamin dan Valuta

Total Simpanan Berdasarkan Simpanan Yang Dijamin dan Valuta (Total Deposits by Insured Deposits and Currency) (Rp Miliar/Billion IDR)												
Nominal Simpanan (Nominal of Deposits)	Dana Pihak Ketiga				Simpanan Dari Bank Lain				Total			
	Rekening (Account)	%	Nominal (Nominal)	%	Rekening (Account)	%	Nominal (Nominal)	%	Rekening (Account)	%	Nominal (Nominal)	%
N ≤ 2 M (Dijamin Seluruhnya)	201.897.997	99,88%	2.118.918	81,77%	23.568	88,45%	8.754	58,72%	201.921.565	99,88%	2.127.672	81,64%
Rupiah (IDR)	200.877.171	99,49%	1.996.956	94,24%	23.317	98,93%	8.662	98,95%	200.900.488	99,49%	2.005.618	94,26%
Valas (Currency)	1.020.826	0,51%	121.962	5,76%	251	1,07%	92	1,05%	1.021.077	0,51%	122.054	5,74%
N > 2 M (Dijamin Sebagian)	236.241	0,12%	472.482	18,23%	3.077	11,55%	6.154	41,28%	239.318	0,12%	478.636	18,36%
Rupiah (IDR)	204.378	86,51%	408.756	86,51%	2.893	94,02%	5.786	94,02%	207.271	86,61%	414.542	86,61%
Valas (Currency)	31.863	13,49%	63.726	13,49%	184	5,98%	368	5,98%	32.047	13,39%	64.094	13,39%
Total	202.134.238	100,00%	2.591.400	100,00%	26.645	100,00%	14.908	100,00%	202.160.883	100,00%	2.606.308	100,00%
Rupiah (IDR)	201.081.549	99,48%	2.405.712	92,83%	26.210	98,37%	14.448	96,92%	201.107.759	99,48%	2.420.160	92,86%
Valas (Currency)	1.052.689	0,52%	185.688	7,17%	435	1,63%	460	3,08%	1.053.124	0,52%	186.148	7,14%

HALAMAN INI SENGAJA DI KOSONGKAN
THIS PAGE IS INTENTIONALLY LEFT BLANK

Format Lama

**Distribusi Simpanan
Bank Umum**

Februari 2017

DAFTAR ISI

Keterangan		2
1. Pertumbuhan Total Simpanan dan Jumlah Rekening pada Bank Umum		3
Total Simpanan dan Jumlah Rekening	Tabel 1	3
Pertumbuhan Total Simpanan dan Jumlah Rekening	Grafik 1	3
Tabel Pertumbuhan Simpanan dan Jumlah Rekening Year on Year	Tabel 1.1	4
2. Distribusi Total Simpanan dan Jumlah Rekening Berdasarkan Jenis Simpanan		5
2.1. Total Simpanan dan Jumlah Rekening Berdasarkan Jenis Simpanan dan Valuta	Tabel 2	5
2.2. Distribusi Total Simpanan dan Jumlah Rekening Berdasarkan Jenis Simpanan		6
Distribusi Total Simpanan Berdasarkan Jenis Simpanan	Grafik 2a	6
Distribusi Jumlah Rekening Berdasarkan jenis Simpanan	Grafik 2b	6
2.3. Dana Pihak ketiga Berdasarkan Jumlah Simpanan dan Valuta	Tabel 3	7
2.4. Distribusi Nominal dan Rekening Dana Pihak Ketiga Berdasarkan Jenis Simpanan	Grafik 3a, 3b	8
2.5. Simpanan Dari Bank Lain Berdasarkan Jenis Simpanan dan Valuta	Tabel 4	9
2.6. Distribusi Nominal dan Rekening Simpanan dari Bank Lain Berdasarkan Jenis Simpanan	Grafik 4a, 4b	10
3. Distribusi Simpanan Berdasarkan Segmen Nominal Simpanan		11
3.1. Total Simpanan Berdasarkan Segmen Nominal dan Valuta	Tabel 5	11
3.2. Dana Pihak Ketiga Berdasarkan Segmen Nominal dan Valuta	Tabel 6	12
3.3. Simpanan dari Bank Lain berdasarkan Segmen Nominal dan Valuta	Tabel 7	13
4. Distribusi Simpanan Berdasarkan Besaran Nilai Simpanan dan Valuta		14
4.1. Total Simpanan berdasarkan Besaran Nilai Simpanan dan Valuta	Tabel 8	14
4.2. Dana Pihak Ketiga berdasarkan Besaran Nilai Simpanan dan Valuta	Tabel 9	15
4.3. Simpanan dari Bank Lain berdasarkan Besaran Nilai Simpanan dan Valuta	Tabel 10	16
5. Distribusi Dana Pihak Ketiga dan Simpanan dari Bank Lain Yang Dijamin		17
5.1. Total Simpanan dan Distribusi Total Simpanan yang Dijamin dan Valuta	Tabel 11	17
Distribusi Total Simpanan Berdasarkan Simpanan yang Dijamin	Grafik 5	17
5.2. Dana Pihak Ketiga Berdasarkan Simpanan yang Dijamin dan Valuta	Tabel 12	18
Distribusi Dana Pihak Ketiga Berdasarkan Simpanan yang Dijamin dan Valuta	Grafik 6	18
5.3. Simpanan Dari Bank Lain Berdasarkan Simpanan yang Dijamin dan Valuta	Tabel 13	19
Distribusi DPK berdasarkan Simpanan yang Dijamin dan Valuta	Grafik 7	19

KETERANGAN

Sumber Data

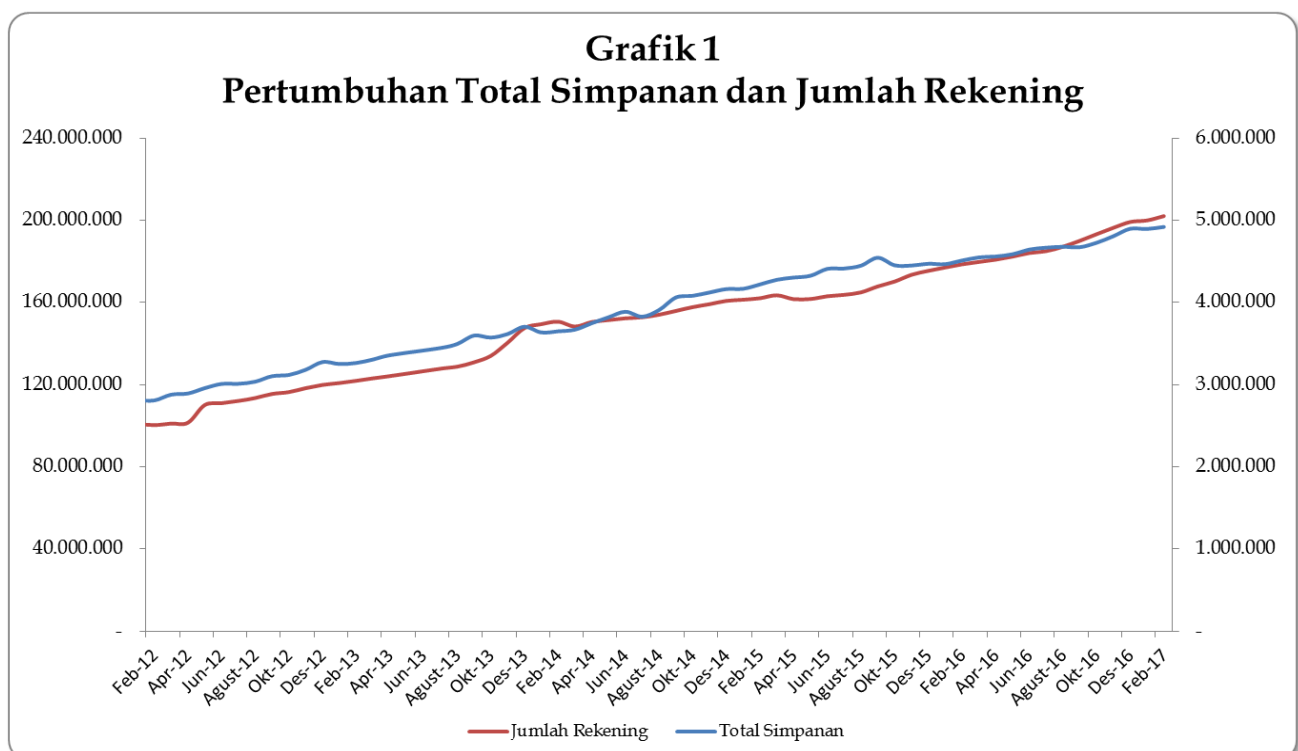
- Data yang digunakan bersumber dari Laporan Posisi Simpanan yang disampaikan oleh bank umum kepada Lembaga Penjamin Simpanan.
- Jumlah bank umum:
 - a. Bank Umum Konvensional : 102
 - b. Bank Umum Syariah : 13
- Terdapat 1 bank umum yang telah mendapatkan izin *self liquidation* oleh OJK sesuai salinan keputusan Dewan Komisioner OJK Nomor 7/KDK.03/2017 tentang Pencabutan Izin Usaha Kantor Cabang The Royal Bank of Scotland N.V. di Indonesia pada tanggal 28 Februari 2017. Dengan demikian jumlah bank umum berkurang 1 bank menjadi 102 bank dan bank umum syariah tetap 13 bank, sehingga jumlah bank umum menjadi 115 bank.

Definisi

- *Simpanan* meliputi dana pihak ketiga dan simpanan dari bank lain.
- *Simpanan Yang Dijamin* meliputi:
 - a. seluruh simpanan yang nominalnya \leq Rp2 Miliar;
 - b. proporsi simpanan yang dijamin (Rp2 Miliar) dari seluruh simpanan dengan nominal di atas Rp2 Miliar.
- *Besaran Nilai Simpanan Yang Dijamin* adalah Rp2 Milyar per nasabah per bank sebagaimana diatur dalam Peraturan Pemerintah No. 66 Tahun 2008.

1. PERTUMBUHAN TOTAL SIMPANAN DAN JUMLAH REKENING PADA BANK UMUM

Tabel 1												
Total Simpanan dan Jumlah Rekening (Total Deposits and Number of Account) (Rp Miliar/Billion IDR)												
Bulan (Month)	2012		2013		2014		2015		2016		2017	
	Rekening (Account)	Nominal (Nominal)	Rekening (Account)	Nominal (Nominal)	Rekening (Account)	Nominal (Nominal)	Rekening (Account)	Nominal (Nominal)	Rekening (Account)	Nominal (Nominal)	Rekening (Account)	Nominal (Nominal)
Januari	100.995.991	2.812.389	120.846.777	3.253.000	149.530.751	3.637.382	161.428.538	4.168.841	177.136.748	4.468.853	200.044.129	4.897.158
Februari	100.339.507	2.809.349	121.930.266	3.265.247	150.736.550	3.651.574	162.168.106	4.222.482	178.672.163	4.512.751	202.160.883	4.922.814
Maret	101.097.601	2.879.534	123.124.821	3.307.495	148.368.994	3.671.553	163.591.483	4.279.063	179.821.572	4.550.903		
April	101.531.209	2.894.013	124.229.263	3.360.062	150.569.713	3.749.915	161.703.787	4.305.689	180.940.098	4.562.444		
Mei	110.120.237	2.958.972	125.418.155	3.399.580	151.524.434	3.822.525	161.794.457	4.327.966	182.436.133	4.589.454		
Juni	111.011.366	3.010.181	126.795.614	3.434.159	152.378.966	3.889.318	163.120.385	4.411.687	184.178.757	4.646.114		
Juli	112.124.718	3.011.850	127.809.412	3.447.375	152.859.205	3.828.767	163.802.232	4.415.321	185.098.125	4.669.594		
Agustus	113.534.168	3.037.803	128.817.609	3.496.756	154.140.288	3.910.281	165.008.226	4.450.891	187.238.755	4.680.848		
September	115.525.552	3.104.251	130.943.737	3.599.133	155.974.513	4.062.918	167.924.825	4.546.948	190.121.455	4.675.317		
Oktober	116.426.607	3.119.552	134.082.846	3.574.573	157.829.886	4.084.023	170.285.831	4.454.886	193.352.001	4.728.887		
Nopember	118.364.092	3.182.867	140.510.194	3.617.855	159.273.484	4.124.111	173.560.667	4.452.219	196.468.148	4.809.306		
Desember	119.917.930	3.277.154	147.626.510	3.706.609	160.867.462	4.165.300	175.501.915	4.473.772	199.301.222	4.900.193		



Tabel 1.1
Pertumbuhan Total Simpanan dan Jumlah Rekening
(Growth of Total Deposits and The Number of Accounts)
Year on Year (YoY)

Tahun	Rekening	Nominal (Rp Miliar)	Rekening		Nominal	
			Δ	%Δ	Δ (Rp Milyar)	%Δ
2012	119.917.930	3.277.154	18.414.366	18,14%	446.832	15,79%
2013	147.626.510	3.706.609	27.708.580	23,11%	429.455	13,10%
2014	160.867.462	4.165.300	13.240.952	8,97%	458.691	12,37%
2015	175.501.915	4.473.772	14.634.453	9,10%	308.471	7,41%
2016	199.301.222	4.900.193	23.799.307	13,56%	426.421	9,53%
2017*	202.160.883	4.922.814	2.859.661	1,43%	22.621	0,46%

*) Data *Year to Date* (Ytd) sampai dengan Februari 2017

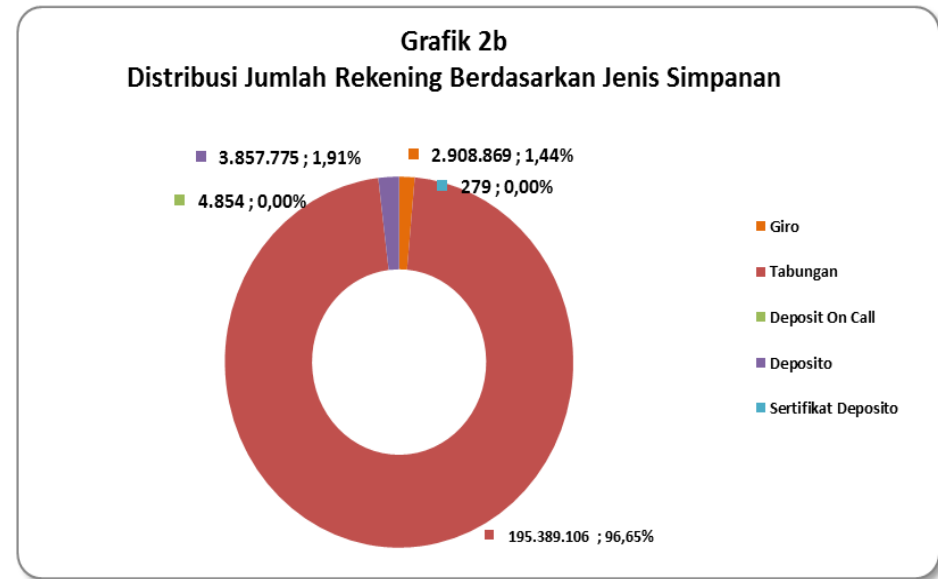
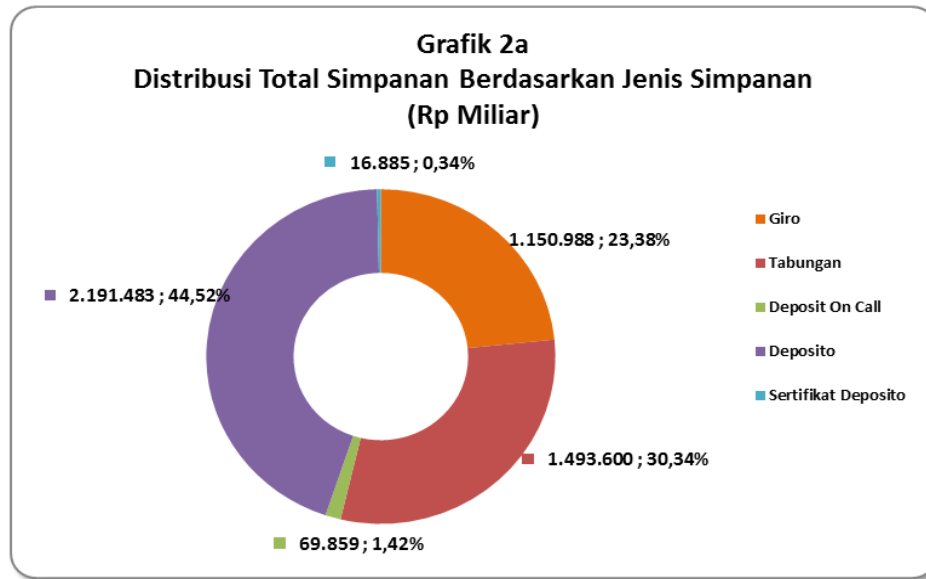
2. DISTRIBUSI TOTAL SIMPANAN DAN JUMLAH REKENING BERDASARKAN JENIS SIMPANAN

2.1. Total Simpanan dan Jumlah Rekening Berdasarkan Jenis Simpanan dan Valuta

Tabel 2 Total Simpanan Berdasarkan Jenis Simpanan dan Valuta (Total Deposits by Type of Deposits and Currency) (Rp Miliar/Billion IDR)												
Jenis Simpanan (Type of Deposits)	Jan-17				Feb-17				Δ			
	Rekening (Account)	%	Nominal (Nominal)	%	Rekening (Account)	%	Nominal (Nominal)	%	Δ Rekening (Δ Account)	%	Δ Nominal (Δ)	%
Giro (Demand Deposit)	2.940.998	1,47%	1.153.405	23,55%	2.908.869	1,44%	1.150.988	23,38%	(32.129)	-1,09%	(2.417)	-0,21%
Rupiah (IDR)	2.750.099	93,51%	836.738	72,55%	2.718.397	93,45%	850.885	73,93%	(31.702)	-1,15%	14.148	1,69%
Valas (Currency)	190.899	6,49%	316.667	27,45%	190.472	6,55%	300.103	26,07%	(427)	-0,22%	(16.564)	-5,23%
Tabungan (Saving Account)	193.247.023	96,60%	1.497.868	30,59%	195.389.106	96,65%	1.493.600	30,34%	2.142.083	1,11%	(4.268)	-0,28%
Rupiah (IDR)	192.526.026	99,63%	1.362.985	90,99%	194.668.948	99,63%	1.361.978	91,19%	2.142.922	1,11%	(1.007)	-0,07%
Valas (Currency)	720.997	0,37%	134.883	9,01%	720.158	0,37%	131.622	8,81%	(839)	-0,12%	(3.261)	-2,42%
Deposit on Call	4.723	0,00%	61.948	1,26%	4.854	0,00%	69.859	1,42%	131	2,77%	7.911	12,77%
Rupiah (IDR)	4.492	95,11%	54.939	88,69%	4.586	94,48%	60.656	86,83%	94	2,09%	5.717	10,41%
Valas (Currency)	231	4,89%	7.009	11,31%	268	5,52%	9.203	13,17%	37	16,02%	2.194	31,30%
Deposito (Time Deposits)	3.851.142	1,93%	2.167.983	44,27%	3.857.775	1,91%	2.191.483	44,52%	6.633	0,17%	23.500	1,08%
Rupiah (IDR)	3.708.536	96,30%	1.884.093	86,91%	3.715.549	96,31%	1.893.916	86,42%	7.013	0,19%	9.823	0,52%
Valas (Currency)	142.606	3,70%	283.890	13,09%	142.226	3,69%	297.567	13,58%	(380)	-0,27%	13.677	4,82%
Sertifikat Deposito (Certificate of Time Deposits)	243	0,00%	15.955	0,33%	279	0,00%	16.885	0,34%	36	14,81%	930	5,83%
Rupiah (IDR)	243	0,00%	15.955	100,00%	279	100,00%	16.885	100,00%	36	14,81%	930	5,83%
Valas (Currency)	-	0,00%	-	0,00%	-	0,00%	-	0,00%	0	0,00%	0	0,00%
Total	200.044.129	100,00%	4.897.158	100,00%	202.160.883	100,00%	4.922.814	100,00%	2.116.754	1,06%	25.656	0,52%
Rupiah (IDR)	198.989.396	99,47%	4.154.709	84,84%	201.107.759	99,48%	4.184.320	85,00%	2.118.363	1,06%	29.611	0,71%
Valas (Currency)	1.054.733	0,53%	742.449	15,16%	1.053.124	0,52%	738.495	15,00%	(1.609)	-0,15%	(3.954)	-0,53%

Keterangan: Prosentase simpanan pada masing-masing jenis simpanan merupakan prosentase terhadap total simpanan

2.2. Total Simpanan dan Jumlah Rekening Berdasarkan Jenis Simpanan dan Valuta Februari 2017

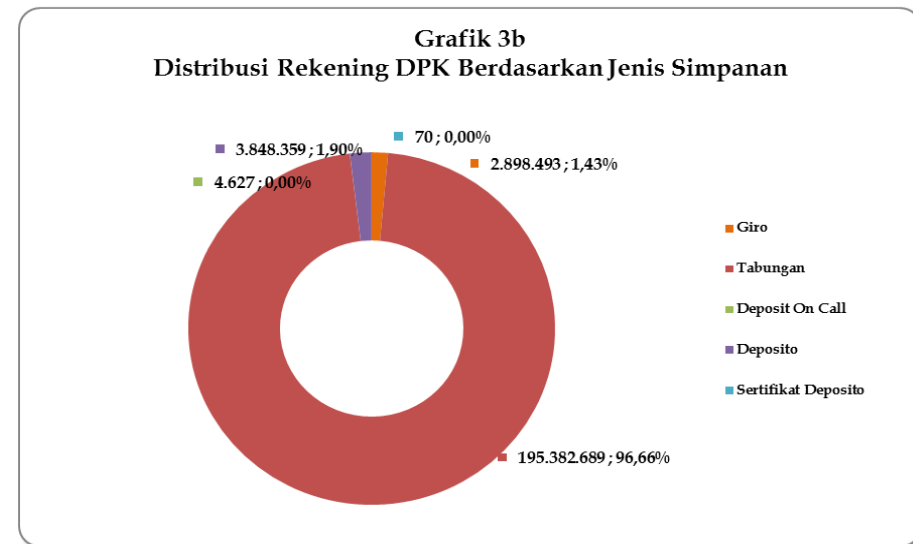
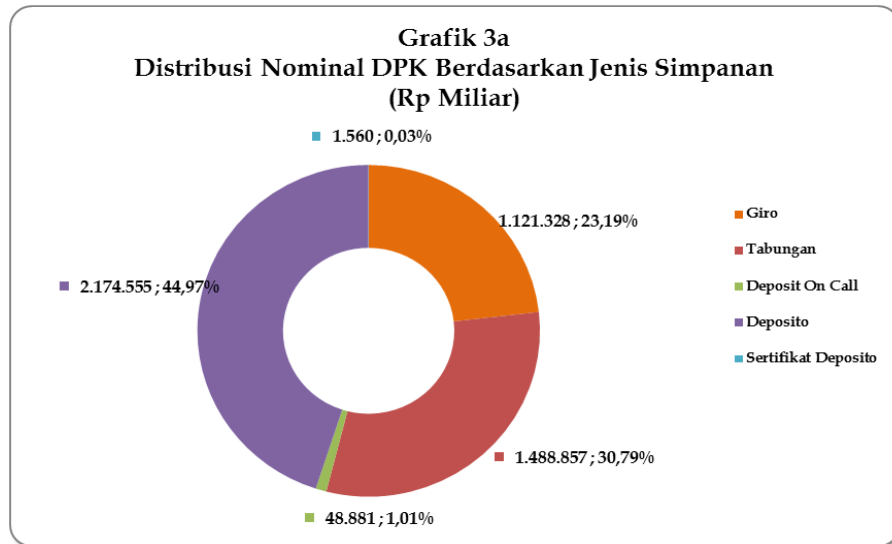


2.3. Dana Pihak Ketiga (DPK) Berdasarkan Jenis Simpanan dan Valuta

Tabel 3												
DPK Berdasarkan Jenis Simpanan dan Valuta (Third Party-Fund by Type of Deposits and Currency) (Rp Miliar/Billion IDR)												
Jenis Simpanan (Type of Deposits)	Jan-17				Feb-17				Δ			
	Rekening (Account)	%	Nominal (Nominal)	%	Rekening (Account)	%	Nominal (Nominal)	%	Δ Rekening (Δ Account)	%	Δ Nominal (Δ Nominal)	%
Giro (Demand Deposit)	2.930.199	1,47%	1.121.814	23,32%	2.898.493	1,43%	1.121.328	23,19%	(31.706)	-1,08%	(486)	-0,04%
Rupiah (IDR)	2.739.715	93,50%	814.488	72,60%	2.708.432	93,44%	830.808	74,09%	(31.283)	-1,14%	16.320	2,00%
Valas (Currency)	190.484	6,50%	307.326	27,40%	190.061	6,56%	290.520	25,91%	(423)	-0,22%	(16.806)	-5,47%
Tabungan (Saving Account)	193.223.911	96,61%	1.492.918	31,03%	195.382.689	96,66%	1.488.857	30,79%	2.158.778	1,12%	(4.061)	-0,27%
Rupiah (IDR)	192.502.930	99,63%	1.358.203	90,98%	194.662.547	99,63%	1.357.407	91,17%	2.159.617	1,12%	(796)	-0,06%
Valas (Currency)	720.981	0,37%	134.715	9,02%	720.142	0,37%	131.450	8,83%	(839)	-0,12%	(3.265)	-2,42%
Deposit on Call	4.553	0,00%	45.157	0,94%	4.627	0,00%	48.881	1,01%	74	1,63%	3.723	8,25%
Rupiah (IDR)	4.322	94,93%	38.149	84,48%	4.359	94,21%	39.678	81,17%	37	0,86%	1.529	4,01%
Valas (Currency)	231	5,07%	7.009	15,52%	268	5,79%	9.203	18,83%	37	16,02%	2.194	31,30%
Deposito (Time Deposits)	3.837.763	1,92%	2.149.428	44,68%	3.848.359	1,90%	2.174.555	44,97%	10.596	0,28%	25.127	1,17%
Rupiah (IDR)	3.695.165	96,28%	1.866.182	86,82%	3.706.141	96,30%	1.877.631	86,35%	10.976	0,30%	11.449	0,61%
Valas (Currency)	142.598	3,72%	283.246	13,18%	142.218	3,70%	296.924	13,65%	(380)	-0,27%	13.678	4,83%
Sertifikat Deposito (Certificate of Time Deposits)	65	0,00%	1.554	0,03%	70	0,00%	1.560	0,03%	5	7,69%	6	0,37%
Rupiah (IDR)	65	100,00%	1.554	100,00%	70	100,00%	1.560	100,00%	5	7,69%	6	0,37%
Valas (Currency)	-	0,00%	-	0,00%	-	0,00%	-	0,00%	0	0,00%	0	0,00%
Total	199.996.491	100,00%	4.810.872	100,00%	202.134.238	100,00%	4.835.180	100,00%	2.137.747	1,07%	24.309	0,51%
Rupiah (IDR)	198.942.197	99,47%	4.078.576	84,78%	201.081.549	99,48%	4.107.084	84,94%	2.139.352	1,08%	28.508	0,70%
Valas (Currency)	1.054.294	0,53%	732.296	15,22%	1.052.689	0,52%	728.096	15,06%	(1.605)	-0,15%	(4.200)	-0,57%

Keterangan: Prosentase simpanan pada masing-masing jenis simpanan merupakan prosentase terhadap total simpanan

2.4. Distribusi Nominal dan Rekening Dana Pihak Ketiga Berdasarkan Jenis Simpanan Februari 2017

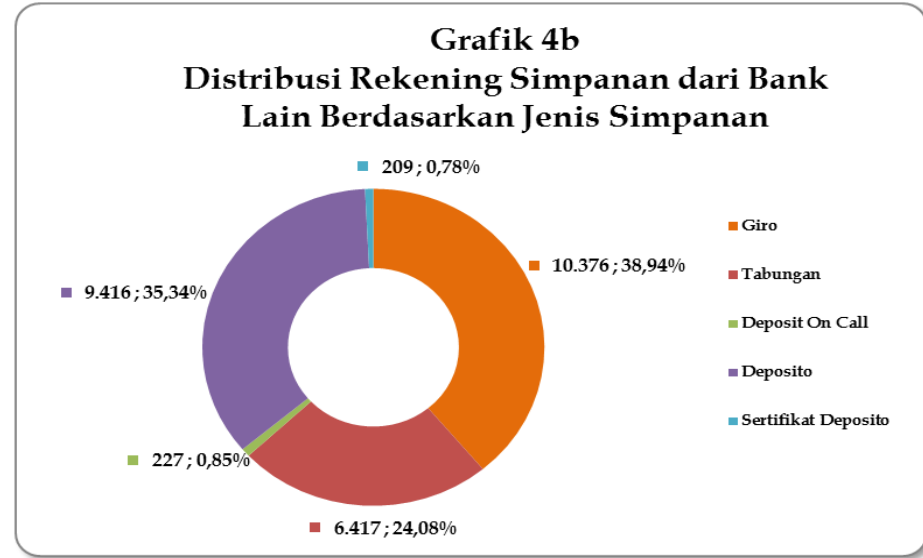
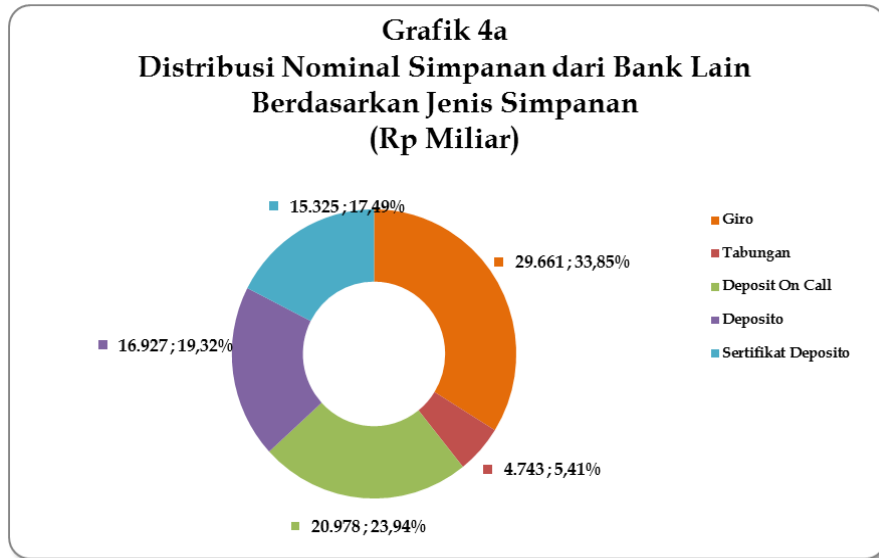


2.5. Simpanan Dari Bank Lain Berdasarkan Jenis Simpanan dan Valuta

Tabel 4												
Simpanan Dari Bank Lain Berdasarkan Jenis Simpanan dan Valuta (Funds From Other Banks by Type of Deposits and Currency) (Rp Miliar/Billion IDR)												
Jenis Simpanan (Type of Deposits)	Jan-17				Feb-17				Δ			
	Rekening (Account)	%	Nominal (Nominal)	%	Rekening (Account)	%	Nominal (Nominal)	%	Δ Rekening (Δ Account)	%	Δ Nominal (Δ Nominal)	%
Giro (Demand Deposit)	10.799	22,67%	31.591	36,61%	10.376	38,94%	29.661	33,85%	(423)	-3,92%	(1.930)	-6,11%
Rupiah (IDR)	10.384	96,16%	22.250	70,43%	9.965	96,04%	20.078	67,69%	(419)	-4,04%	(2.173)	-9,76%
Valas (Currency)	415	3,84%	9.341	29,57%	411	3,96%	9.583	32,31%	(4)	-0,96%	242	2,59%
Tabungan (Saving Account)	23.112	48,52%	4.950	5,74%	6.417	24,08%	4.743	5,41%	(16.695)	-72,24%	(207)	-4,19%
Rupiah (IDR)	23.096	99,93%	4.782	96,60%	6.401	99,75%	4.571	96,37%	(16.695)	-72,29%	(211)	-4,41%
Valas (Currency)	16	0,07%	168	3,40%	16	0,25%	172	3,63%	0	0,00%	4	2,27%
Deposit on Call	170	0,36%	16.790	19,46%	227	0,85%	20.978	23,94%	57	33,53%	4.188	24,94%
Rupiah (IDR)	170	100,00%	16.790	100,00%	227	100,00%	20.978	100,00%	57	33,53%	4.188	24,94%
Valas (Currency)	-	0,00%	-	0,00%	-	0,00%	-	0,00%	0	0,00%	0	0,00%
Deposito (Time Deposits)	13.379	28,08%	18.554	21,50%	9.416	35,34%	16.927	19,32%	(3.963)	-29,62%	(1.627)	-8,77%
Rupiah (IDR)	13.371	99,94%	17.910	96,53%	9.408	99,92%	16.284	96,20%	(3.963)	-29,64%	(1.626)	-9,08%
Valas (Currency)	8	0,06%	644	3,47%	8	0,08%	643	3,80%	0	0,00%	(1)	-0,12%
Sertifikat Deposito (Certificate of Time Deposits)	178	0,37%	14.401	16,69%	209	0,78%	15.325	17,49%	31	0,04%	924	6,42%
Rupiah (IDR)	178	100,00%	14.401	100,00%	209	100,00%	15.325	0,00%	31	0,00%	924	6,42%
Valas (Currency)	-	0,00%	-	0,00%	-	0,00%	-	0,00%	0	0,00%	0	0,00%
Total	47.638	100,00%	86.286	100,00%	26.645	100,00%	87.634	100,00%	(20.993)	-44,07%	1.348	1,56%
Rupiah (IDR)	47.199	99,08%	76.133	88,23%	26.210	98,37%	77.236	88,13%	(20.989)	-44,47%	1.102	1,45%
Valas (Currency)	439	0,92%	10.153	11,77%	435	1,63%	10.398	11,87%	(4)	-0,91%	245	2,42%

Keterangan: Prosentase simpanan pada masing-masing jenis simpanan merupakan prosentase terhadap total simpanan

2.6. Distribusi Nominal dan Rekening Simpanan dari Bank Lain Berdasarkan Jenis Simpanan Februari 2017



3. DISTRIBUSI SIMPANAN BERDASARKAN SEGMENT NOMINAL SIMPANAN

3.1. Total Simpanan Berdasarkan Segmen Nominal dan Valuta

Tabel 5 Total Simpanan Berdasarkan Segmen Nominal dan Valuta (Total Deposits by Nominal Segmentation and Currency) (Rp Miliar/Billion IDR)												
Nominal Simpanan (Nominal of Deposits)	Jan-17				Feb-17				Δ			
	Rekening (Account)	%	Nominal (Nominal)	%	Rekening (Account)	%	Nominal (Nominal)	%	Δ Rekening (Δ Account)	%	Δ Nominal (Δ Nominal)	%
N ≤ 100 Jt	195.806.540	97,88%	691.354	14,12%	197.923.842	97,90%	691.173	14,04%	2.117.302	1,08%	(181)	-0,03%
Rupiah (IDR)	195.043.728	99,61%	677.965	98,06%	197.161.755	99,61%	677.860	98,07%	2.118.027	1,09%	(105)	-0,02%
Valas (Currency)	762.812	0,39%	13.389	1,94%	762.087	0,39%	13.313	1,93%	(725)	-0,10%	(76)	-0,57%
100 Jt < N ≤ 200 Jt	1.926.178	0,96%	270.198	5,52%	1.926.000	0,95%	270.328	5,49%	(178)	-0,01%	131	0,05%
Rupiah (IDR)	1.827.155	94,86%	256.248	94,84%	1.827.490	94,89%	256.441	94,86%	335	0,02%	193	0,08%
Valas (Currency)	99.023	5,14%	13.949	5,16%	98.510	5,11%	13.887	5,14%	(513)	-0,52%	(63)	-0,45%
200 Jt < N ≤ 500 Jt	1.294.362	0,65%	417.124	8,52%	1.294.883	0,64%	417.796	8,49%	521	0,04%	672	0,16%
Rupiah (IDR)	1.203.168	92,95%	388.460	93,13%	1.204.013	92,98%	389.245	93,17%	845	0,07%	786	0,20%
Valas (Currency)	91.194	7,05%	28.665	6,87%	90.870	7,02%	28.551	6,83%	(324)	-0,36%	(114)	-0,40%
500 Jt < N ≤ 1 M	520.388	0,26%	382.734	7,82%	519.291	0,26%	381.950	7,76%	(1.097)	-0,21%	(784)	-0,20%
Rupiah (IDR)	477.055	91,67%	352.586	92,12%	475.888	91,64%	351.710	92,08%	(1.167)	-0,24%	(875)	-0,25%
Valas (Currency)	43.333	8,33%	30.149	7,88%	43.403	8,36%	30.240	7,92%	70	0,16%	91	0,30%
1 M < N ≤ 2 M	257.753	0,13%	366.571	7,49%	257.549	0,13%	366.424	7,44%	(204)	-0,08%	(147)	-0,04%
Rupiah (IDR)	231.518	89,82%	330.492	90,16%	231.342	89,82%	330.361	90,16%	(176)	-0,08%	(131)	-0,04%
Valas (Currency)	26.235	10,18%	36.079	9,84%	26.207	10,18%	36.063	9,84%	(28)	-0,11%	(16)	-0,04%
2 M < N ≤ 5 M	154.876	0,08%	482.839	9,86%	154.804	0,08%	481.852	9,79%	(72)	-0,05%	(987)	-0,20%
Rupiah (IDR)	138.412	89,37%	432.344	89,54%	138.307	89,34%	431.248	89,50%	(105)	-0,08%	(1.097)	-0,25%
Valas (Currency)	16.464	10,63%	50.495	10,46%	16.497	10,66%	50.604	10,50%	33	0,20%	109	0,22%
N > 5 M	84.032	0,04%	2.286.337	46,69%	84.514	0,04%	2.313.291	46,99%	482	0,57%	26.953	1,18%
Rupiah (IDR)	68.360	81,35%	1.716.615	75,08%	68.964	81,60%	1.747.454	75,54%	604	0,88%	30.840	1,80%
Valas (Currency)	15.672	18,65%	569.723	24,92%	15.550	18,40%	565.837	24,46%	(122)	-0,78%	(3.886)	-0,68%
Total	200.044.129	100,00%	4.897.158	100,00%	202.160.883	100,00%	4.922.814	100,00%	2.116.754	1,06%	25.656	0,52%
Rupiah (IDR)	198.989.396	99,47%	4.154.709	84,84%	201.107.759	99,48%	4.184.320	85,00%	2.118.363	1,06%	29.611	0,71%
Valas (Currency)	1.054.733	0,53%	742.449	15,16%	1.053.124	0,52%	738.495	15,00%	(1.609)	-0,15%	(3.954)	-0,53%

Keterangan: Prosentase simpanan pada masing-masing segmen nominal simpanan merupakan prosentase terhadap total simpanan

3.2. Dana Pihak Ketiga Berdasarkan Segmen Nominal dan Valuta

Tabel 6												
DPK Berdasarkan Segmen Nominal dan Valuta (Third Party-Fund by Nominal Segmentation and Currency) (Rp Miliar/Billion IDR)												
Nominal Simpanan (Nominal of Deposits)	Jan-17				Feb-17				Δ			
	Rekening (Account)	%	Nominal (Nominal)	%	Rekening (Account)	%	Nominal (Nominal)	%	Δ Rekening (Δ Account)	%	Δ Nominal (Δ Nominal)	%
N ≤ 100 Jt	195.776.929	97,89%	690.919	14,36%	197.913.244	97,91%	690.890	14,29%	2.136.315	1,09%	(29)	0,00%
Rupiah (IDR)	195.014.233	99,61%	677.532	98,06%	197.151.272	99,61%	677.579	98,07%	2.137.039	1,10%	48	0,01%
Valas (Currency)	762.696	0,39%	13.387	1,94%	761.972	0,39%	13.311	1,93%	(724)	-0,09%	(77)	-0,57%
100 Jt < N ≤ 200 Jt	1.922.705	0,96%	269.690	5,61%	1.923.258	0,95%	269.925	5,58%	553	0,03%	236	0,09%
Rupiah (IDR)	1.823.717	94,85%	255.746	94,83%	1.824.781	94,88%	256.043	94,86%	1.064	0,06%	298	0,12%
Valas (Currency)	98.988	5,15%	13.944	5,17%	98.477	5,12%	13.882	5,14%	(511)	-0,52%	(62)	-0,45%
200 Jt < N ≤ 500 Jt	1.289.421	0,64%	415.334	8,63%	1.290.621	0,64%	416.241	8,61%	1.200	0,09%	907	0,22%
Rupiah (IDR)	1.198.263	92,93%	386.680	93,10%	1.199.782	92,96%	387.699	93,14%	1.519	0,13%	1.019	0,26%
Valas (Currency)	91.158	7,07%	28.653	6,90%	90.839	7,04%	28.541	6,86%	(319)	-0,35%	(112)	-0,39%
500 Jt < N ≤ 1 M	516.372	0,26%	379.413	7,89%	515.535	0,26%	378.829	7,83%	(837)	-0,16%	(584)	-0,15%
Rupiah (IDR)	473.076	91,62%	349.290	92,06%	472.167	91,59%	348.614	92,02%	(909)	-0,19%	(676)	-0,19%
Valas (Currency)	43.296	8,38%	30.123	7,94%	43.368	8,41%	30.215	7,98%	72	0,17%	92	0,30%
1 M < N ≤ 2 M	255.407	0,13%	362.980	7,55%	255.339	0,13%	363.033	7,51%	(68)	-0,03%	52	0,01%
Rupiah (IDR)	229.205	89,74%	326.946	90,07%	229.169	89,75%	327.020	90,08%	(36)	-0,02%	74	0,02%
Valas (Currency)	26.202	10,26%	36.034	9,93%	26.170	10,25%	36.013	9,92%	(32)	-0,12%	(21)	-0,06%
2 M < N ≤ 5 M	153.114	0,08%	476.879	9,91%	153.189	0,08%	476.387	9,85%	75	0,05%	(492)	-0,10%
Rupiah (IDR)	136.687	89,27%	426.501	89,44%	136.736	89,26%	425.919	89,41%	49	0,04%	(582)	-0,14%
Valas (Currency)	16.427	10,73%	50.377	10,56%	16.453	10,74%	50.468	10,59%	26	0,16%	90	0,18%
N > 5 M	82.543	0,04%	2.215.657	46,06%	83.052	0,04%	2.239.876	46,32%	509	0,62%	24.219	1,09%
Rupiah (IDR)	67.016	81,19%	1.655.881	74,74%	67.642	81,45%	1.684.209	75,19%	626	0,93%	28.328	1,71%
Valas (Currency)	15.527	18,81%	559.776	25,26%	15.410	18,55%	555.667	24,81%	(117)	-0,75%	(4.110)	-0,73%
Total	199.996.491	100,00%	4.810.872	100,00%	202.134.238	100,00%	4.835.180	100,00%	2.137.747	1,07%	24.309	0,51%
Rupiah (IDR)	198.942.197	99,47%	4.078.576	84,78%	201.081.549	99,48%	4.107.084	84,94%	2.139.352	1,08%	28.508	0,70%
Valas (Currency)	1.054.294	0,53%	732.296	15,22%	1.052.689	0,52%	728.096	15,06%	(1.605)	-0,15%	(4.200)	-0,57%

Keterangan: Prosentase simpanan pada masing-masing segmen nominal simpanan merupakan prosentase terhadap total simpanan

3.3. Simpanan dari Bank Lain Berdasarkan Segmen Nominal dan Valuta

Tabel 7 Simpanan Dari Bank Lain Berdasarkan Segmen Nominal dan Valuta (Funds From Other Banks by Nominal Segmentation and Currency (Rp Miliar/Billion IDR))												
Nominal Simpanan (Nominal of Deposits)	Jan-17				Feb-17				Δ			
	Rekening (Account)	%	Nominal (Nominal)	%	Rekening (Account)	%	Nominal (Nominal)	%	Δ Rekening (Δ Account)	%	Δ Nominal (Δ Nominal)	%
N ≤ 100 Jt	29.611	62,16%	435	0,50%	10.598	39,77%	283	0,32%	(19.013)	-64,21%	(152)	-35,03%
Rupiah (IDR)	29.495	99,61%	433	99,46%	10.483	98,91%	280	99,12%	(19.012)	-64,46%	(153)	-35,26%
Valas (Currency)	116	0,39%	2	0,54%	115	1,09%	2	0,88%	(1)	-0,86%	0	7,23%
100 Jt < N ≤ 200 Jt	3.473	7,29%	508	0,59%	2.742	10,29%	403	0,46%	(731)	-21,05%	(105)	-20,67%
Rupiah (IDR)	3.438	98,99%	503	98,99%	2.709	98,80%	398	98,80%	(729)	-21,20%	(105)	-20,83%
Valas (Currency)	35	1,01%	5	1,01%	33	1,20%	5	1,20%	(2)	-5,71%	(0)	-5,99%
200 Jt < N ≤ 500 Jt	4.941	10,37%	1.791	2,08%	4.262	16,00%	1.556	1,78%	(679)	-13,74%	(235)	-13,12%
Rupiah (IDR)	4.905	99,27%	1.779	99,36%	4.231	99,27%	1.546	99,39%	(674)	-13,74%	(233)	-13,10%
Valas (Currency)	36	0,73%	11	0,64%	31	0,73%	10	0,61%	(5)	-13,89%	(2)	-16,99%
500 Jt < N ≤ 1 M	4.016	8,43%	3.321	3,85%	3.756	14,10%	3.121	3,56%	(260)	-6,47%	(200)	-6,02%
Rupiah (IDR)	3.979	99,08%	3.296	99,24%	3.721	99,07%	3.096	99,21%	(258)	-6,48%	(199)	-6,04%
Valas (Currency)	37	0,92%	25	0,76%	35	0,93%	25	0,79%	(2)	-5,41%	(1)	-3,07%
1 M < N ≤ 2 M	2.346	4,92%	3.591	4,16%	2.210	8,29%	3.392	3,87%	(136)	-5,80%	(199)	-5,54%
Rupiah (IDR)	2.313	98,59%	3.546	98,76%	2.173	98,33%	3.341	98,52%	(140)	-6,05%	(205)	-5,77%
Valas (Currency)	33	1,41%	45	1,24%	37	1,67%	50	1,48%	4	12,12%	6	12,56%
2 M < N ≤ 5 M	1.762	3,70%	5.961	6,91%	1.615	6,06%	5.465	6,24%	(147)	-8,34%	(496)	-8,32%
Rupiah (IDR)	1.725	97,90%	5.843	98,03%	1.571	97,28%	5.328	97,50%	(154)	-8,93%	(515)	-8,81%
Valas (Currency)	37	2,10%	118	1,97%	44	2,72%	137	2,50%	7	18,92%	19	16,19%
N > 5 M	1.489	3,13%	70.681	81,91%	1.462	5,49%	73.415	83,78%	(27)	-1,81%	2.735	3,87%
Rupiah (IDR)	1.344	90,26%	60.734	85,93%	1.322	90,42%	63.246	86,15%	(22)	-1,64%	2.511	4,14%
Valas (Currency)	145	9,74%	9.946	14,07%	140	9,58%	10.170	13,85%	(5)	-3,45%	223	2,25%
Total	47.638	100,00%	86.286	100,00%	26.645	100,00%	87.634	100,00%	(20.993)	-44,07%	1.348	1,56%
Rupiah (IDR)	47.199	99,08%	76.133	88,23%	26.210	98,37%	77.236	88,13%	(20.989)	-44,47%	1.102	1,45%
Valas (Currency)	439	0,92%	10.153	11,77%	435	1,63%	10.398	11,87%	(4)	-0,91%	245	2,42%

Keterangan: Prosentase simpanan pada masing-masing segmen nominal simpanan merupakan prosentase terhadap total simpanan

4. DISTRIBUSI SIMPANAN BERDASARKAN BESARAN NILAI SIMPANAN DAN VALUTA

4.1. Total Simpanan Berdasarkan Besaran Nilai Simpanan dan Valuta

Tabel 8												
Total Simpanan Berdasarkan Besaran Nilai Simpanan dan Valuta (Total Deposits by Nominal of Deposits and Currency) (Rp Miliar/Billion IDR)												
Nominal Simpanan (Nominal of Deposits)	Jan-17				Feb-17				Δ			
	Rekening (Account)	%	Nominal (Nominal)	%	Rekening (Account)	%	Nominal (Nominal)	%	Δ Rekening (Δ Account)	%	Δ Nominal (Δ Nominal)	%
N ≤ 2 M	199.805.221	99,88%	2.127.981	43,45%	201.921.565	99,88%	2.127.672	43,22%	2.116.344	1,06%	(310)	-0,01%
Rupiah (IDR)	198.782.624	99,49%	2.005.750	94,26%	200.900.488	99,49%	2.005.618	94,26%	2.117.864	1,07%	(132)	-0,01%
Valas (Currency)	1.022.597	0,51%	122.231	5,74%	1.021.077	0,51%	122.054	5,74%	(1.520)	-0,15%	(178)	-0,15%
N > 2 M	238.908	0,12%	2.769.177	56,55%	239.318	0,12%	2.795.143	56,78%	410	0,17%	25.966	0,94%
Rupiah (IDR)	206.772	86,55%	2.148.959	77,60%	207.271	86,61%	2.178.702	77,95%	499	0,24%	29.743	1,38%
Valas (Currency)	32.136	13,45%	620.218	22,40%	32.047	13,39%	616.441	22,05%	(89)	-0,28%	(3.777)	-0,61%
Total	200.044.129	100,00%	4.897.158	100,00%	202.160.883	100,00%	4.922.814	100,00%	2.116.754	1,06%	25.656	0,52%
Rupiah (IDR)	198.989.396	99,47%	4.154.708	84,84%	201.107.759	99,48%	4.184.320	85,00%	2.118.363	1,06%	29.612	0,71%
Valas (Currency)	1.054.733	0,53%	742.449	15,16%	1.053.124	0,52%	738.495	15,00%	(1.609)	-0,15%	(3.954)	-0,53%

Keterangan: Prosentase simpanan pada masing-masing segmen nominal simpanan meruakan prosentase terhadap total simpanan

4.2. Dana Pihak Ketiga Berdasarkan Besaran Nilai Simpanan dan Valuta

Tabel 9												
DPK Berdasarkan Besaran Nilai Simpanan dan Valuta (Third Party-Fund by Nominal of Deposits and Currency) (Rp Miliar/Billion IDR)												
Nominal Simpanan (Nominal of Deposits)	Jan-17				Feb-17				Δ			
	Rekening (Account)	%	Nominal (Nominal)	%	Rekening (Account)	%	Nominal (Nominal)	%	Δ Rekening (Δ Account)	%	Δ Nominal (Δ Nominal)	%
N ≤ 2 M	199.760.834	99,88%	2.118.336	44,03%	201.897.997	99,88%	2.118.918	43,82%	2.137.163	1,07%	582	0,03%
Rupiah (IDR)	198.738.494	99,49%	1.996.194	94,23%	200.877.171	99,49%	1.996.956	94,24%	2.138.677	1,08%	762	0,04%
Valas (Currency)	1.022.340	0,51%	122.142	5,77%	1.020.826	0,51%	121.962	5,76%	(1.514)	-0,15%	(180)	-0,15%
N > 2 M	235.657	0,12%	2.692.536	55,97%	236.241	0,12%	2.716.263	56,18%	584	0,25%	23.727	0,88%
Rupiah (IDR)	203.703	86,44%	2.082.382	77,34%	204.378	86,51%	2.110.128	77,68%	675	0,33%	27.746	1,33%
Valas (Currency)	31.954	13,56%	610.154	22,66%	31.863	13,49%	606.134	22,32%	(91)	-0,28%	(4.019)	-0,66%
Total	199.996.491	100,00%	4.810.872	100,00%	202.134.238	100,00%	4.835.180	100,00%	2.137.747	1,07%	24.309	0,51%
Rupiah (IDR)	198.942.197	99,47%	4.078.576	84,78%	201.081.549	99,48%	4.107.084	84,94%	2.139.352	1,08%	28.508	0,70%
Valas (Currency)	1.054.294	0,53%	732.296	15,22%	1.052.689	0,52%	728.096	15,06%	(1.605)	-0,15%	(4.200)	-0,57%

Keterangan: Prosentase simpanan pada masing-masing segmen nominal simpanan merupakan prosentase terhadap total simpanan

4.3. Simpanan Dari Bank Lain Berdasarkan Besaran Nilai Simpanan dan Valuta

Tabel 10												
Simpanan Dari Bank Lain Berdasarkan Besaran Nilai Simpanan dan Valuta (Funds From Other Banks by Nominal of Deposits and Currency) (Rp Miliar/Billion IDR)												
Nominal Simpanan (Nominal of Deposits)	Jan-17				Feb-17				Δ			
	Rekening (Account)	%	Nominal (Nominal)	%	Rekening (Account)	%	Nominal (Nominal)	%	Δ Rekening (Δ Account)	%	Δ Nominal (Δ Nominal)	%
N ≤ 2 M	44.387	93,18%	9.645	11,18%	23.568	88,45%	8.754	9,99%	(20.819)	-46,90%	(891)	-9,24%
Rupiah (IDR)	44.130	99,42%	9.556	99,08%	23.317	98,93%	8.662	98,95%	(20.813)	-47,16%	(894)	-9,36%
Valas (Currency)	257	0,58%	89	0,92%	251	1,07%	92	1,05%	(6)	-2,33%	3	3,09%
N > 2 M	3.251	6,82%	76.641	88,82%	3.077	11,55%	78.880	90,01%	(174)	-5,35%	2.239	2,92%
Rupiah (IDR)	3.069	94,40%	66.577	86,87%	2.893	94,02%	68.574	86,93%	(176)	-5,73%	1.997	3,00%
Valas (Currency)	182	5,60%	10.064	13,13%	184	5,98%	10.306	13,07%	2	1,10%	242	2,41%
Total	47.638	100,00%	86.286	100,00%	26.645	100,00%	87.634	100,00%	(20.993)	-44,07%	1.348	1,56%
Rupiah (IDR)	47.199	99,08%	76.133	88,23%	26.210	98,37%	77.236	88,13%	(20.989)	-44,47%	1.102	1,45%
Valas (Currency)	439	0,92%	10.153	11,77%	435	1,63%	10.398	11,87%	(4)	-0,91%	245	2,42%

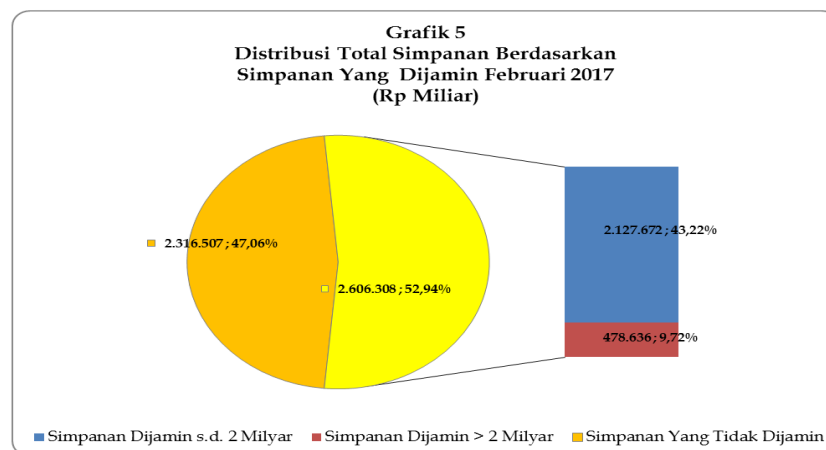
Keterangan: Prosentase simpanan pada masing-masing segmen nominal simpanan merupakan prosentase terhadap total simpanan

5. DISTRIBUSI DANA PIHAK KETIGA DAN SIMPANAN DARI BANK LAIN YANG DIJAMIN

5.1. Total Simpanan dan Distribusi Total Simpanan Berdasarkan Simpanan yang Dijamin dan Valuta

Tabel 11 Total Simpanan Berdasarkan Simpanan Yang Dijamin dan Valuta (Total Deposits by Insured Deposits and Currency) (Rp Miliar/Billion IDR)												
Nominal Simpanan (Nominal of Deposits)	Jan-17				Feb-17				Δ			
	Rekening (Account)	%	Nominal (Nominal)	%	Rekening (Account)	%	Nominal (Nominal)	%	Δ Rekening (Δ Account)	%	Δ Nominal (Δ Nominal)	%
N ≤ 2 M	199.805.221	99,88%	2.127.981	81,66%	201.921.565	99,88%	2.127.672	81,64%	2.116.344	1,06%	(310)	-0,01%
Rupiah (IDR)	198.782.624	99,49%	2.005.750	94,26%	200.900.488	99,49%	2.005.618	94,26%	2.117.864	1,07%	(132)	-0,01%
Valas (Currency)	1.022.597	0,51%	122.231	5,74%	1.021.077	0,51%	122.054	5,74%	(1.520)	-0,15%	(178)	-0,15%
N > 2 M	238.908	0,12%	477.816	18,34%	239.318	0,12%	478.636	18,36%	410	0,17%	820	0,17%
Rupiah (IDR)	206.772	86,55%	413.544	86,55%	207.271	86,61%	414.542	86,61%	499	0,24%	998	0,24%
Valas (Currency)	32.136	13,45%	64.272	13,45%	32.047	13,39%	64.094	13,39%	(89)	-0,28%	(178)	-0,28%
Total	200.044.129	100,00%	2.605.797	100,00%	202.160.883	100,00%	2.606.308	100,00%	2.116.754	1,06%	510	0,02%
Rupiah (IDR)	198.989.396	99,47%	2.419.294	92,84%	201.107.759	99,48%	2.420.160	92,86%	2.118.363	1,06%	866	0,04%
Valas (Currency)	1.054.733	0,53%	186.503	7,16%	1.053.124	0,52%	186.148	7,14%	(1.609)	-0,15%	(356)	-0,19%

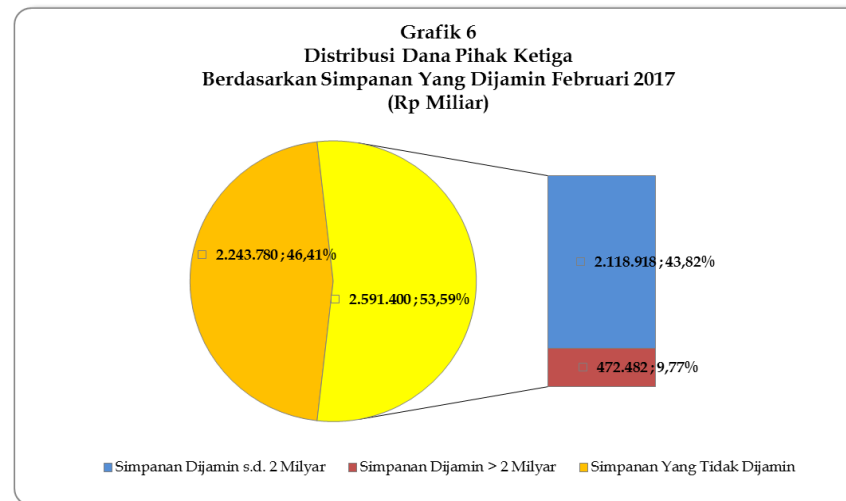
Keterangan: Prosentase simpanan pada masing-masing segmen nominal simpanan merupakan prosentase terhadap total simpanan



5.2. Dana Pihak Ketiga Berdasarkan Simpanan yang Dijamin dan Valuta

Tabel 12 DPK berdasarkan Simpanan yang Dijamin dan Valuta (Third Party-Fund by Insured Deposits and Currency) (Rp Miliar/Billion IDR)												
Nominal Simpanan (Nominal of Deposits)	Jan-17				Feb-17				Δ			
	Rekening (Account)	%	Nominal (Nominal)	%	Rekening (Account)	%	Nominal (Nominal)	%	Δ Rekening (Δ Account)	%	Δ Nominal (Δ Nominal)	%
N ≤ 2 M	199.760.834	99,88%	2.118.336	81,80%	201.897.997	99,88%	2.118.918	81,77%	2.137.163	1,07%	582	0,03%
Rupiah (IDR)	198.738.494	99,49%	1.996.194	94,23%	200.877.171	99,49%	1.996.956	94,24%	2.138.677	1,08%	762	0,04%
Valas (Currency)	1.022.340	0,51%	122.142	5,77%	1.020.826	0,51%	121.962	5,76%	(1.514)	-0,15%	(180)	-0,15%
N > 2 M	235.657	0,12%	471.314	18,20%	236.241	0,12%	472.482	18,23%	584	0,25%	1.168	0,25%
Rupiah (IDR)	203.703	86,44%	407.406	86,44%	204.378	86,51%	408.756	86,51%	675	0,33%	1.350	0,33%
Valas (Currency)	31.954	13,56%	63.908	13,56%	31.863	13,49%	63.726	13,49%	(91)	-0,28%	(182)	-0,28%
Total	199.996.491	100,00%	2.589.650	100,00%	202.134.238	100,00%	2.591.400	100,00%	2.137.747	1,07%	1.750	0,07%
Rupiah (IDR)	198.942.197	99,47%	2.403.600	92,82%	201.081.549	99,48%	2.405.712	92,83%	2.139.352	1,08%	2.112	0,09%
Valas (Currency)	1.054.294	0,53%	186.050	7,18%	1.052.689	0,52%	185.688	7,17%	(1.605)	-0,15%	(362)	-0,19%

Keterangan: Prosentase simpanan pada masing-masing segmen nominal simpanan merupakan prosentase terhadap total simpanan



5.3. Simpanan dari Bank Lain Berdasarkan Simpanan yang Dijamin dan Valuta

Tabel 13
Simpanan Dari Bank Lain Berdasarkan Simpanan Yang Dijamin dan Valuta
(Funds From Other Banks by Insured Deposits and Currency)
 (Rp Miliar/Billion IDR)

Nominal Simpanan (Nominal of Deposits)	Jan-17		Feb-17		Δ							
	Rekening (Account)	%	Nominal (Nominal)	%	Δ Rekening (Δ Account)	%	Δ Nominal (Δ Nominal)	%				
N ≤ 2 M	44.387	93,18%	9.645	59,73%	23.568	88,45%	8.754	58,72%	(20.819)	-46,90%	(891)	-9,24%
Rupiah (IDR)	44.130	99,42%	9.556	99,08%	23.317	98,93%	8.662	98,95%	(20.813)	-47,16%	(894)	-9,36%
Valas (Currency)	257	0,58%	89	0,92%	251	1,07%	92	1,05%	(6)	-2,33%	3	3,09%
N > 2 M	3.251	6,82%	6.502	40,27%	3.077	11,55%	6.154	41,28%	(174)	-5,35%	(348)	-5,35%
Rupiah (IDR)	3.069	94,40%	6.138	94,40%	2.893	94,02%	5.786	94,02%	(176)	-5,73%	(352)	-5,73%
Valas (Currency)	182	5,60%	364	5,60%	184	5,98%	368	5,98%	2	1,10%	4	1,10%
Total	47.638	100,00%	16.147	100,00%	26.645	100,00%	14.908	100,00%	(20.993)	-44,07%	(1.239)	-7,67%
Rupiah (IDR)	47.199	99,08%	15.694	97,19%	26.210	98,37%	14.448	96,92%	(20.989)	-44,47%	(1.246)	-7,94%
Valas (Currency)	439	0,92%	453	2,81%	435	1,63%	460	3,08%	(4)	-0,91%	7	1,49%

Keterangan: Prosentase simpanan pada masing-masing segmen nominal simpanan merupakan prosentase terhadap total simpanan

