



LEMBAGA
PENJAMIN
SIMPANAN

Indonesia
Deposit
Insurance
Corporation

Distribusi Simpanan Bank Umum

Periode Agustus 2017



Transform to Excellence



KATA PENGANTAR

Distribusi Simpanan Bank Umum merupakan media informasi yang menyajikan data mengenai simpanan Bank Umum yang diterbitkan setiap bulan oleh Lembaga Penjamin Simpanan untuk memberikan informasi perkembangan simpanan perbankan khususnya Bank Umum.

Sehubungan dengan kebutuhan penyajian informasi data simpanan yang lebih mudah dipahami (*user friendly*), pada bulan Agustus 2017 LPS menyajikan Distribusi Simpanan Bank Umum dengan menggunakan format baru tanpa mengurangi esensi pada format sebelumnya. Statistik Simpanan Bank Umum dengan format sebelumnya tetap disajikan secara paralel. Hal ini dilakukan dalam rangka transisi penyajian format baru.

Selanjutnya dalam rangka mempertimbangkan kebutuhan pembaca pada penggunaan Distribusi Simpanan Bank Umum, kami menerima masukan (saran dan kritik) terhadap format baru Distribusi Simpanan Bank Umum yang dapat disampaikan melalui email Group Penanganan Premi Penjaminan LPS yaitu penjaminan@lps.go.id.

DAFTAR ISI

Keterangan	4
1. Total Simpanan dan Jumlah Rekening	5
1.1. Total Simpanan dan Jumlah Rekening Pada Bank Umum	5
1.2. Pertumbuhan Total Simpanan dan Jumlah Rekening (MoM)	5
1.3. Pertumbuhan Simpanan dan Jumlah Rekening (YoY)	6
2. Distribusi Total Simpanan Dan Jumlah Rekening	7
2.1. Total Simpanan dan Jumlah Rekening Berdasarkan Jenis Simpanan	7
2.1.1. Distribusi Total Simpanan dan Jumlah Rekening Berdasarkan Jenis Simpanan	7
2.2. Total Simpanan dan Jumlah Rekening Berdasarkan Kepemilikan Simpanan	8
2.3. Total Simpanan dan Jumlah Rekening Berdasarkan Jenis Usaha	8
2.4. Total Simpanan dan Jumlah Rekening Berdasarkan Tiering Nominal dan Simpanan Yang Dijamin	9
2.4.1. Distribusi Jumlah Rekening Berdasarkan Rekening yang Dijamin	10
2.4.2. Distribusi Total Simpanan Berdasarkan Simpanan yang Dijamin	10
2.5. Total Simpanan dan Jumlah Rekening Berdasarkan Kepemilikan Bank	11
2.6. Total Simpanan dan Jumlah Rekening Berdasarkan Valuta	11
Lampiran	12
1. Lampiran 1: Pertumbuhan Simpanan dan Jumlah Rekening Selama 5 Tahun (YoY)	12
2. Lampiran 2: Total Simpanan dan Jumlah Rekening Berdasarkan Kepemilikan Simpanan, Jenis Simpanan dan Valuta	13
3. Lampiran 3: Total Simpanan dan Jumlah Rekening Berdasarkan Kepemilikan Simpanan, Tiering Nominal dan Valuta	14
4. Lampiran 4: Total Simpanan dan Jumlah Rekening Berdasarkan Kepemilikan Simpanan, Besaran Nilai Simpanan dan Valuta	15
5. Lampiran 5: Total Simpanan dan Jumlah Rekening Yang Dijamin Berdasarkan Kepemilikan Simpanan, Simpanan yang Dijamin dan Valuta	15

DAFTAR TABEL

Tabel 1	Total Simpanan dan Jumlah Rekening Pada Bank Umum	5
Tabel 2	Total Simpanan dan Jumlah Rekening Berdasarkan Jenis Simpanan	7
Tabel 3	Total Simpanan dan Jumlah Rekening Berdasarkan Kepemilikan Simpanan	8
Tabel 4	Total Simpanan dan Jumlah Rekening Berdasarkan Jenis Usaha	8
Tabel 5	Total Simpanan dan Jumlah Rekening Berdasarkan Tiering Nominal dan Simpanan Yang Dijamin	9
Tabel 6	Distribusi Jumlah Rekening Berdasarkan Rekening yang Dijamin	10
Tabel 7	Distribusi Total Simpanan Berdasarkan Simpanan yang Dijamin	10
Tabel 8	Total Simpanan dan Jumlah Rekening Berdasarkan Kepemilikan Bank	11
Tabel 9	Total Simpanan dan Jumlah Rekening Berdasarkan Valuta	11

DAFTAR GAMBAR

Gambar 1a	Pertumbuhan Total Simpanan dan Jumlah Rekening (MoM)	5
Gambar 1b	Pertumbuhan Simpanan dan Jumlah Rekening (YoY)	6
Gambar 2a, Gambar 2b	Distribusi Total Simpanan dan Jumlah Rekening Berdasarkan Jenis Simpanan	7
Gambar 2c	Distribusi Jumlah Rekening Berdasarkan Rekening yang Dijamin	10
Gambar 2d	Distribusi Total Simpanan Berdasarkan Simpanan yang Dijamin	10
Tabel 8	Total Simpanan dan Jumlah Rekening Berdasarkan Kepemilikan Bank	11
Tabel 9	Total Simpanan dan Jumlah Rekening Berdasarkan Valuta	11

KETERANGAN

Sumber Data

Laporan Posisi Simpanan yang disampaikan oleh 115 bank umum kepada Lembaga Penjamin Simpanan yang terdiri dari 102 Bank Umum Konvensional dan 13 Bank Umum Syariah.

Definisi

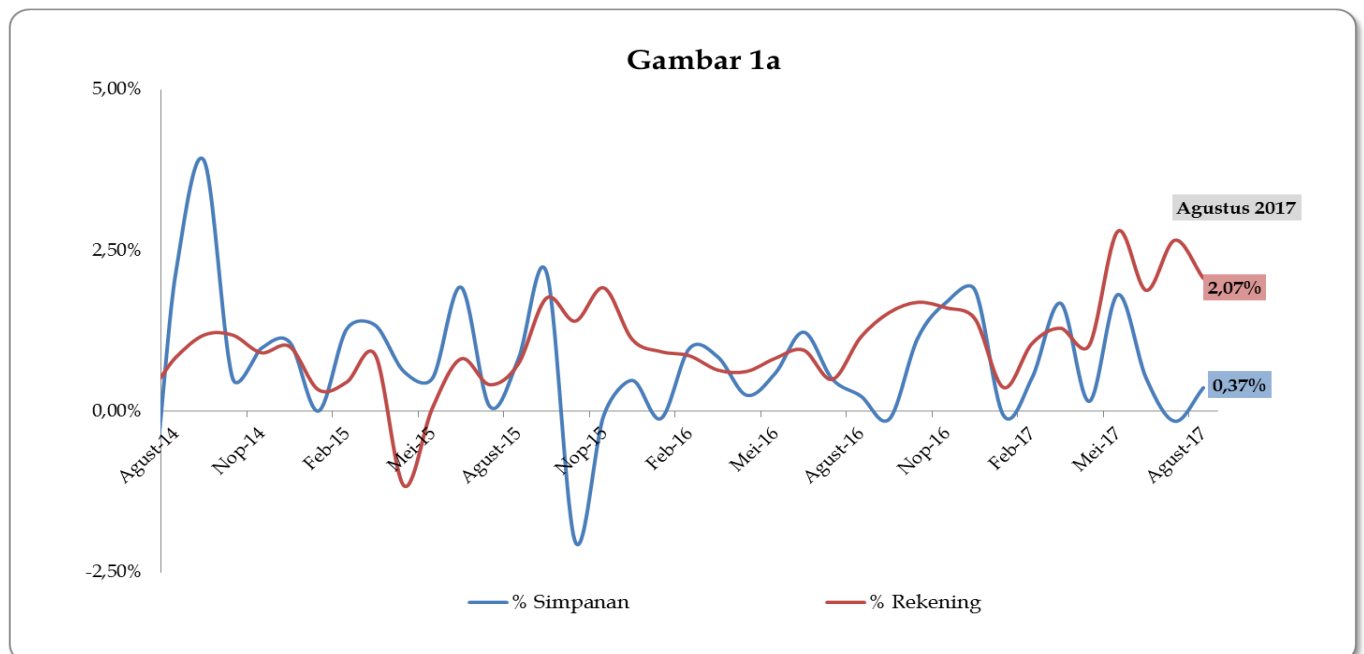
1. Simpanan meliputi dana pihak ketiga dan simpanan dari bank lain.
2. Simpanan Yang Dijamin meliputi:
 - a. seluruh simpanan dengan nominal sampai dengan Rp2 miliar;
 - b. porsi simpanan yang dijamin (Rp2 miliar) dari seluruh simpanan dengan nominal di atas Rp2 miliar.
3. Besaran Nilai Simpanan Yang Dijamin adalah Rp2 miliar per nasabah per bank sebagaimana diatur dalam Peraturan Pemerintah No. 66 Tahun 2008.

1. Total Simpanan dan Jumlah Rekening

1.1. Tabel Total Simpanan dan Jumlah Rekening Pada Bank Umum

Tabel 1 Total Simpanan dan Jumlah Rekening (Total Deposits and Number of Accounts) (Rp Miliar/Billion IDR)								
Bulan (Month)	2014		2015		2016		2017	
	Rekening (Account)	Nominal (Nominal)	Rekening (Account)	Nominal (Nominal)	Rekening (Account)	Nominal (Nominal)	Rekening (Account)	Nominal (Nominal)
Januari	149.530.751	3.637.382	161.428.538	4.168.841	177.136.748	4.468.853	200.044.129	4.897.158
Februari	150.736.550	3.651.574	162.168.106	4.222.482	178.672.163	4.512.751	202.160.883	4.922.814
Maret	148.368.994	3.671.553	163.591.483	4.279.063	179.821.572	4.550.903	204.779.770	5.005.733
April	150.569.713	3.749.915	161.703.787	4.305.689	180.940.098	4.562.444	206.885.423	5.013.688
Mei	151.524.434	3.822.525	161.794.457	4.327.966	182.436.133	4.589.454	212.680.776	5.104.823
Juni	152.378.966	3.889.318	163.120.385	4.411.687	184.178.757	4.646.114	216.688.379	5.131.044
Juli	152.859.205	3.828.767	163.802.232	4.415.321	185.098.125	4.669.594	222.462.654*)	5.123.267*)
Agustus	154.140.288	3.910.281	165.008.226	4.450.891	187.238.755	4.680.848	227.069.520	5.142.246
September	155.974.513	4.062.918	167.924.825	4.546.948	190.121.455	4.675.317		
Oktober	157.829.886	4.084.023	170.285.831	4.454.886	193.352.001	4.728.887		
Nopember	159.273.484	4.124.111	173.560.667	4.452.219	196.468.148	4.809.306		
Desember	160.881.757	4.168.558	175.501.915	4.473.772	199.301.222	4.900.193		

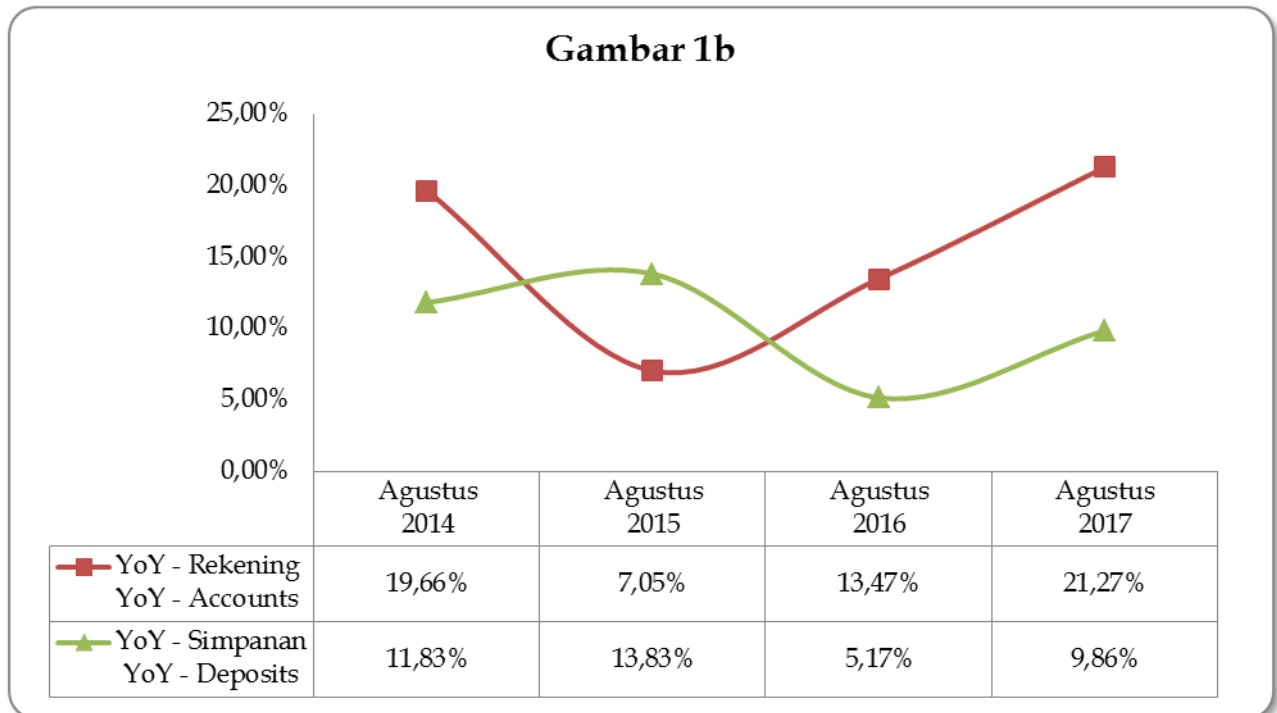
1.2. Pertumbuhan Total Simpanan dan Jumlah Rekening (MoM)



Gambar 1a Pertumbuhan Total Simpanan dan Jumlah Rekening (MoM)

*) Terdapat perubahan total simpanan dan total rekening periode Juli 2017 dari Rp5.123.018 miliar (222.461.481 rekening) menjadi Rp5.123.267 miliar (222.462.654 rekening). Perubahan tersebut dikarenakan adanya koreksi pada 1 bank terhadap laporan bulan Juli 2017 yang telah disampaikan sebelumnya.

1.3. Pertumbuhan Total Simpanan dan Jumlah Rekening (YoY)



Gambar 1b Pertumbuhan Total Simpanan dan Jumlah Rekening (YoY)

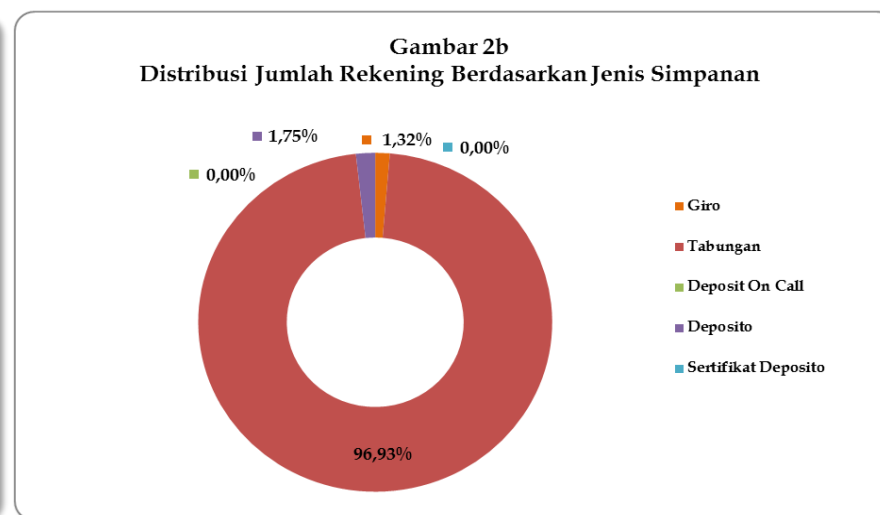
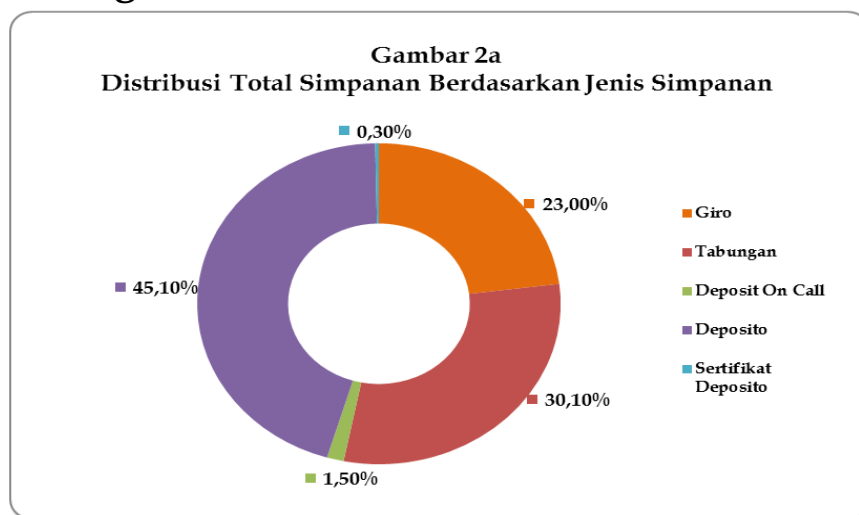
2. Distribusi Total Simpanan Dan Jumlah Rekening

2.1. Total Simpanan dan Jumlah Rekening Berdasarkan Jenis Simpanan

Tabel 2 Total Simpanan Berdasarkan Jenis Simpanan (Total Deposits by Type of Deposits) (Rp Miliar/Billion IDR)												
Jenis Simpanan (Type of Deposits)	Juli 2017				Agustus 2017				Δ MoM			
	Rekening (Account)	%	Nominal (Nominal)	%	Rekening (Account)	%	Nominal (Nominal)	%	Δ Rekening (Δ Account)	%	Δ Nominal (Δ Nominal)	%
Giro (Demand Deposits)	2.984.739	1,30%	1.203.818	23,50%	3.004.709	1,32%	1.184.241	23,00%	19.970	0,67%	(19.576)	-1,63%
Tabungan (Saving Account)	215.540.448	96,90%	1.547.063	30,20%	220.096.828	96,93%	1.547.195	30,10%	4.556.380	2,11%	132	0,01%
Deposit on Call	4.585	0,00%	79.181	1,55%	4.470	0,00%	77.083	1,50%	(115)	-2,51%	(2.098)	-2,65%
Deposito (Time Deposits)	3.932.597	1,80%	2.274.188	44,39%	3.963.227	1,75%	2.316.633	45,10%	30.630	0,78%	42.445	1,87%
Sertifikat Deposito (Certificate of Time Deposits)	285	0,00%	19.017	0,36%	286	0,00%	17.093	0,30%	1	0,35%	(1.924)	-10,12%
Total	222.462.654	100,00%	5.123.267	100,00%	227.069.520	100,00%	5.142.246	100,00%	4.606.866	2,07%	18.979	0,37%

Keterangan: Persentase simpanan pada masing-masing jenis simpanan merupakan persentase terhadap total simpanan

2.1.1. Distribusi Total Simpanan dan Jumlah Rekening Berdasarkan Jenis Simpanan Periode Agustus 2017



2.2. Total Simpanan dan Jumlah Rekening Berdasarkan Kepemilikan Simpanan

Tabel 3												
Total Simpanan Berdasarkan Kepemilikan Simpanan (Total Deposits by Ownership of Deposits) (Rp Miliar/Billion IDR)												
Kepemilikan Simpanan (Ownership of Deposits)	Juli 2017				Agustus 2017				Δ MoM			
	Rekening (Account)	%	Nominal (Nominal)	%	Rekening (Account)	%	Nominal (Nominal)	%	Δ Rekening (Δ Account)	%	Δ Nominal (Δ Nominal)	%
Dana Pihak Ketiga (Third Party-Fund)	222.436.613	99,99%	5.022.600	98,04%	227.043.225	99,99%	5.040.611	98,02%	4.606.612	2,07%	18.012	0,36%
Simpanan Dari Bank Lain (Funds From Other Bank)	26.041	0,01%	100.667	1,96%	26.295	0,01%	101.635	1,98%	254	0,98%	967	0,96%
Total	222.462.654	100,00%	5.123.267	100,00%	227.069.520	100,00%	5.142.246	100,00%	4.606.866	2,07%	18.979	0,37%

Keterangan: Persentase simpanan pada masing-masing jenis simpanan merupakan persentase terhadap total simpanan

2.3. Total Simpanan dan Jumlah Rekening Berdasarkan Jenis Usaha

Tabel 4												
Total Simpanan Berdasarkan Jenis Usaha Bank (Total Deposits by Type of Business Banks) (Rp Miliar/Billion IDR)												
Jenis Usaha (Type of Business Banks)	Juli 2017				Agustus 2017				Δ MoM			
	Rekening (Account)	%	Nominal (Nominal)	%	Rekening (Account)	%	Nominal (Nominal)	%	Δ Rekening (Δ Account)	%	Δ Nominal (Δ Nominal)	%
Konvensional (Conventional)	202.340.533	90,95%	4.891.990	95,49%	206.662.996	91,01%	4.913.723	95,56%	4.322.463	2,14%	21.733	0,44%
Syariah (Sharia)	20.122.121	9,05%	231.277	4,51%	20.406.524	8,99%	228.523	4,44%	284.403	1,41%	(2.754)	-1,19%
Total	222.462.654	100,00%	5.123.267	100,00%	227.069.520	100,00%	5.142.246	100,00%	4.606.866	2,07%	18.979	0,37%

Keterangan: Persentase simpanan pada masing-masing jenis simpanan merupakan persentase terhadap total simpanan

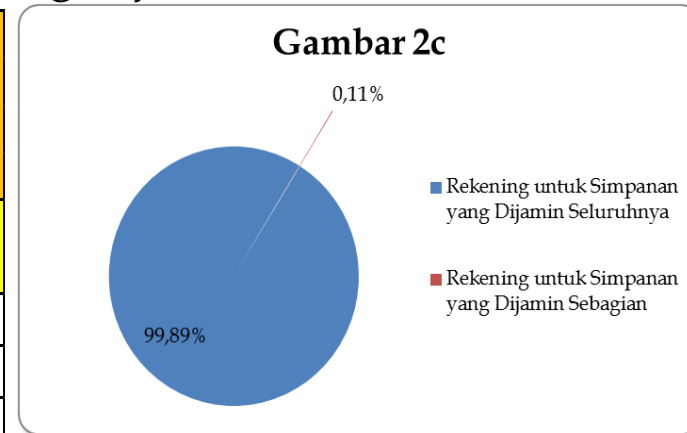
2.4. Total Simpanan dan Jumlah Rekening Berdasarkan Tiering Nominal dan Simpanan Yang Dijamin

Tabel 5 Total Simpanan Berdasarkan Tiering Nominal (Total Deposits by Tiering of Nominal) (Rp Miliar/Billion IDR)												
Tiering Nominal (Tiering of Nominal)	Juli 2017				Agustus 2017				Δ MoM			
	Rekening (Account)	%	Nominal (Nominal)	%	Rekening (Account)	%	Nominal (Nominal)	%	Δ Rekening (Δ Account)	%	Δ Nominal (Δ Nominal)	%
N ≤ 100 Jt	218.044.113	98,01%	722.016	14,09%	222.640.595	98,05%	725.394	14,11%	4.596.482	2,11%	3.378	0,47%
100 Jt < N ≤ 200 Jt	2.015.122	0,91%	283.192	5,53%	2.019.124	0,89%	283.740	5,52%	4.002	0,20%	549	0,19%
200 Jt < N ≤ 500 Jt	1.358.733	0,61%	439.655	8,58%	1.362.716	0,60%	440.456	8,57%	3.983	0,29%	801	0,18%
500 Jt < N ≤ 1 M	544.097	0,24%	398.846	7,78%	545.552	0,24%	399.711	7,77%	1.455	0,27%	865	0,22%
1 M < N ≤ 2 M	256.084	0,12%	365.915	7,14%	255.433	0,11%	364.807	7,09%	(651)	-0,25%	(1.108)	-0,30%
2 M < N ≤ 5 M	156.741	0,07%	490.735	9,58%	157.831	0,07%	493.688	9,60%	1.090	0,70%	2.953	0,60%
N > 5 M	87.764	0,04%	2.422.908	47,30%	88.269	0,04%	2.434.449	47,34%	505	0,58%	11.541	0,48%
Total	222.462.654	100,00%	5.123.267	100,00%	227.069.520	100,00%	5.142.246	100,00%	4.606.866	2,07%	18.979	0,37%

Keterangan: Persentase simpanan pada masing-masing jenis simpanan merupakan persentase terhadap total simpanan

2.4.1. Distribusi Jumlah Rekening Berdasarkan Rekening yang Dijamin

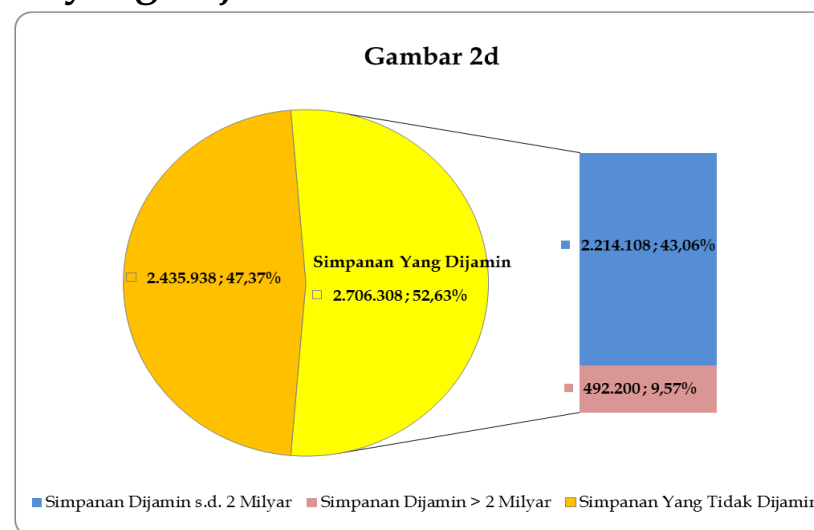
Tabel 6 Distribusi Rekening berdasarkan Rekening Yang Dijamin (Distribution of Accounts by Insured Accounts) Agustus 2017			
Keterangan	Nominal Simpanan	Jumlah Rekening	%
Rekening untuk Simpanan yang Dijamin Seluruhnya	≤ 2 Miliar	226.823.420	99,89%
Rekening untuk Simpanan yang Dijamin Sebagian	> 2 Milyar	246.100	0,11%
Total Rekening		227.069.520	100,00%



Gambar 2c Distribusi Jumlah Rekening Berdasarkan Rekening Yang Dijamin Agustus 2017

2.4.2. Distribusi Total Simpanan Berdasarkan Simpanan yang Dijamin

Tabel 7 Distribusi Simpanan Berdasarkan Simpanan Yang Dijamin (Distribution of Deposits by Insured Deposits) (Rp Miliar/Billion IDR) Agustus 2017		
Keterangan	Nominal Simpanan	Total Nominal
Simpanan Dijamin	≤ 2 Miliar	2.214.108
	> 2 Milyar	492.200
Subtotal Simpanan Dijamin		2.706.308
Simpanan Tidak Dijamin	> 2 Milyar	2.435.937
Subtotal Simpanan Tidak Dijamin		2.435.937
Total		5.142.246



Gambar 2d Distribusi Total Simpanan Berdasarkan Simpanan Yang Dijamin Agustus 2017 (Rp Miliar)

2.5. Total Simpanan dan Jumlah Rekening Berdasarkan Kepemilikan Bank

Tabel 8 Total Simpanan Berdasarkan Kepemilikan Bank (Total Deposits by Group of Banks) (Rp Miliar/Billion IDR)																
Kepemilikan Bank (Group of Banks)	Juli 2017					Agustus 2017					Δ MoM					
	Jumlah Bank (Number of Banks)	Rekening (Account)	%	Nominal (Nominal)	%	Jumlah Bank (Number of Banks)	Rekening (Account)	%	Nominal (Nominal)	%	Δ Jumlah Bank (Δ Number of Banks)	%	Δ Rekening (Δ Account)	%	Δ Nominal (Δ Nominal)	%
Pemerintah (State Banks)	4	135.529.103	60,92%	2.011.653	39,27%	4	139.093.596	61,30%	2.026.337	39,41%	0	0,00%	3.564.493	2,63%	14.685	0,73%
BPD (Regional Government Banks)	26	29.055.754	13,06%	493.690	9,64%	26	29.360.170	12,90%	493.135	9,59%	0	0,00%	304.416	1,05%	(556)	-0,11%
Swasta Nasional (Private National Banks)	63	57.026.935	25,63%	2.268.268	44,27%	63	57.760.642	25,40%	2.269.327	44,13%	0	0,00%	733.707	1,29%	1.059	0,05%
Campuran (Joint Banks)	13	603.815	0,27%	184.693	3,60%	13	608.798	0,30%	182.343	3,55%	0	0,00%	4.983	0,83%	(2.351)	-1,27%
Asing (Foreign Banks)	9	247.047	0,11%	164.963	3,22%	9	246.314	0,10%	171.105	3,32%	0	0,00%	(733)	-0,30%	6.142	3,72%
Total	115	222.462.654	100,00%	5.123.267	100,00%	115	227.069.520	100,00%	5.142.246	100,00%	0	0,00%	4.606.866	2,07%	18.979	0,37%

Keterangan: Persentase simpanan pada masing-masing jenis simpanan merupakan persentase terhadap total simpanan

2.6. Total Simpanan dan Jumlah Rekening Berdasarkan Valuta

Tabel 9 Total Simpanan Berdasarkan Valuta (Total Deposits by Currency) (Rp Miliar/Billion IDR)													
Jenis Simpanan (Type of Deposits)	Juli 2017				Agustus 2017				Δ MoM				
	Rekening (Account)	%	Nominal (Nominal)	%	Rekening (Account)	%	Nominal (Nominal)	%	Δ Rekening (Δ Account)	%	Δ Nominal (Δ Nominal)	%	
Rupiah (IDR)	221.424.998	99,53%	4.418.884	86,25%	226.032.708	99,54%	4.420.991	85,97%	4.607.710	2,08%	2.107	0,05%	
Valas (Currency)	1.037.656	0,47%	704.383	13,75%	1.036.812	0,46%	721.255	14,03%	(844)	-0,08%	16.872	2,40%	
Total	222.462.654	100,00%	5.123.267	100,00%	227.069.520	100,00%	5.142.246	100,00%	4.606.866	2,07%	18.979	0,37%	

Keterangan: Persentase simpanan pada masing-masing jenis simpanan merupakan persentase terhadap total simpanan

Lampiran

Lampiran 1

Pertumbuhan Simpanan dan Jumlah Rekening Selama 5 Tahun (YoY)

Tabel 1.1 Pertumbuhan Total Simpanan dan Jumlah Rekening (Growth of Total Deposits and The Number of Accounts) Year on Year (YoY)						
Tahun	Rekening	Nominal (Rp Miliar)	Rekening		Nominal	
			Δ	%Δ	Δ (Rp Miliar)	%Δ
2012*	119.917.930	3.277.154	18.414.366	18,14%	446.832	15,79%
2013*	147.626.510	3.706.609	27.708.580	23,11%	429.455	13,10%
2014*	160.881.757	4.168.558	13.255.247	8,98%	461.949	12,46%
2015*	175.501.915	4.473.772	14.620.158	9,09%	305.214	7,32%
2016*	199.301.222	4.900.193	23.799.307	13,56%	426.421	9,53%
2017**	227.069.520	5.142.246	27.768.298	13,93%	242.053	4,94%

*) Data *Year on Year* (YoY) per 31 Desember

***) Data *Year to Date* (Ytd) sampai dengan Agustus 2017

Lampiran 2

Total Simpanan dan Jumlah Rekening Berdasarkan Kepemilikan Simpanan, Jenis Simpanan dan Valuta

Total Simpanan Berdasarkan Kepemilikan Simpanan, Jenis Simpanan dan Valuta (Total Deposits by Ownership of Deposits, Type of Deposits and Currency) (Rp Miliar/Billion IDR)												
Jenis Simpanan (Type of Deposits)	Dana Pihak Ketiga				Simpanan Dari Bank Lain				Total			
	Rekening (Account)	%	Nominal (Nominal)	%	Rekening (Account)	%	Nominal (Nominal)	%	Rekening (Account)	%	Nominal (Nominal)	%
Giro (Demand Deposit)	2.994.098	1,32%	1.145.981	22,73%	10.611	40,00%	38.260	37,64%	3.004.709	1,32%	1.184.241	23,00%
Rupiah (IDR)	2.809.223	93,83%	854.440	74,56%	10.163	95,78%	29.161	76,22%	2.819.386	93,83%	883.601	74,61%
Valas (Currency)	184.875	6,17%	291.541	25,44%	448	4,22%	9.099	23,78%	185.323	6,17%	300.640	25,39%
Tabungan (Saving Account)	220.090.306	96,94%	1.542.389	30,60%	6.522	25,00%	4.806	4,74%	220.096.828	96,93%	1.547.195	30,09%
Rupiah (IDR)	219.377.555	99,68%	1.421.729	92,18%	6.509	99,80%	4.759	99,04%	219.384.064	99,68%	1.426.488	92,20%
Valas (Currency)	712.751	0,32%	120.660	7,82%	13	0,20%	46	0,96%	712.764	0,32%	120.706	7,80%
Deposit on Call	4.239	0,00%	50.673	1,01%	231	1,00%	26.409	25,98%	4.470	0,00%	77.083	1,50%
Rupiah (IDR)	4.073	96,08%	43.503	85,85%	231	100,00%	26.409	100,00%	4.304	96,29%	69.913	90,70%
Valas (Currency)	166	3,92%	7.170	14,15%	-	0,00%	-	0,00%	166	3,71%	7.170	9,30%
Deposito (Time Deposits)	3.954.526	1,74%	2.298.996	45,61%	8.701	33,00%	17.637	17,35%	3.963.227	1,75%	2.316.633	45,10%
Rupiah (IDR)	3.815.978	96,50%	2.006.732	87,29%	8.690	99,87%	17.163	97,31%	3.824.668	96,50%	2.023.895	87,36%
Valas (Currency)	138.548	3,50%	292.264	12,71%	11	0,13%	474	2,69%	138.559	3,50%	292.739	12,64%
Sertifikat Deposito (Certificate of Time Deposits)	56	0,00%	2.572	0,05%	230	1,00%	14.522	14,29%	286	0,00%	17.093	0,31%
Rupiah (IDR)	56	100,00%	2.572	100,00%	230	100,00%	14.522	100,00%	286	100,00%	17.093	100,00%
Valas (Currency)	0	0,00%	0	0,00%	0	0,00%	0	0,00%	0	0,00%	0	0,00%
Total	227.043.225	100,00%	5.040.611	100,00%	26.295	100,00%	101.635	100,00%	227.069.520	100,00%	5.142.246	100,00%
Rupiah (IDR)	226.006.885	99,54%	4.328.976	85,88%	25.823	98,20%	92.015	90,54%	226.032.708	99,54%	4.420.991	85,97%
Valas (Currency)	1.036.340	0,46%	711.635	14,12%	472	1,80%	9.620	9,46%	1.036.812	0,46%	721.255	14,03%

Lampiran 3

Total Simpanan dan Jumlah Rekening Berdasarkan Kepemilikan Simpanan, Tiering Nominal dan Valuta

Total Simpanan Berdasarkan Kepemilikan Simpanan, Tiering Nominal dan Valuta (Total Deposits by Ownership of Deposits, Nominal Tiering and Currency) (Rp Miliar/Billion IDR)												
Nominal Simpanan (Nominal of Deposits)	Dana Pihak Ketiga				Simpanan Dari Bank Lain				Total			
	Rekening (Account)	%	Nominal (Nominal)	%	Rekening (Account)	%	Nominal (Nominal)	%	Rekening (Account)	%	Nominal (Nominal)	%
N ≤ 100 Jt	222.630.088	98,06%	725.117	14,39%	10.507	39,96%	276	0,30%	222.640.595	98,05%	725.394	14,11%
Rupiah (IDR)	221.874.131	99,66%	712.184	98,22%	10.368	98,68%	274	99,21%	221.884.499	99,66%	712.458	98,22%
Valas (Currency)	755.957	0,34%	12.934	1,78%	139	1,32%	2	0,79%	756.096	0,34%	12.936	1,78%
100 Jt < N ≤ 200 Jt	2.016.505	0,89%	283.356	5,62%	2.619	9,96%	385	0,40%	2.019.124	0,89%	283.740	5,52%
Rupiah (IDR)	1.921.223	95,27%	269.977	95,28%	2.587	98,78%	380	98,82%	1.923.810	95,28%	270.357	95,28%
Valas (Currency)	95.282	4,73%	13.379	4,72%	32	1,22%	5	1,18%	95.314	4,72%	13.383	4,72%
200 Jt < N ≤ 500 Jt	1.358.336	0,60%	438.843	8,71%	4.380	16,66%	1.613	1,60%	1.362.716	0,60%	440.456	8,57%
Rupiah (IDR)	1.270.085	93,50%	411.191	93,70%	4.343	99,16%	1.601	99,27%	1.274.428	93,52%	412.791	93,72%
Valas (Currency)	88.251	6,50%	27.653	6,30%	37	0,84%	12	0,73%	88.288	6,48%	27.664	6,28%
500 Jt < N ≤ 1 M	542.166	0,24%	396.919	7,87%	3.386	12,88%	2.792	2,70%	545.552	0,24%	399.711	7,77%
Rupiah (IDR)	500.112	92,24%	367.691	92,64%	3.354	99,05%	2.769	99,19%	503.466	92,29%	370.460	92,68%
Valas (Currency)	42.054	7,76%	29.228	7,36%	32	0,95%	23	0,81%	42.086	7,71%	29.251	7,32%
1 M < N ≤ 2 M	253.306	0,11%	361.553	7,17%	2.127	8,09%	3.254	3,20%	255.433	0,11%	364.807	7,09%
Rupiah (IDR)	228.629	90,26%	327.564	90,60%	2.096	98,54%	3.212	98,70%	230.725	90,33%	330.775	90,67%
Valas (Currency)	24.677	9,74%	33.990	9,40%	31	1,46%	42	1,30%	24.708	9,67%	34.032	9,33%
2 M < N ≤ 5 M	156.177	0,07%	488.185	9,69%	1.654	6,30%	5.503	5,40%	157.831	0,07%	493.688	9,60%
Rupiah (IDR)	140.712	90,10%	440.969	90,33%	1.612	97,46%	5.375	97,66%	142.324	90,17%	446.343	90,41%
Valas (Currency)	15.465	9,90%	47.217	9,67%	42	2,54%	129	2,34%	15.507	9,83%	47.345	9,59%
N > 5 M	86.647	0,04%	2.346.637	46,55%	1.622	6,17%	87.812	86,40%	88.269	0,04%	2.434.449	47,34%
Rupiah (IDR)	71.993	83,09%	1.799.401	76,68%	1.463	90,20%	78.404	89,29%	73.456	83,22%	1.877.806	77,13%
Valas (Currency)	14.654	16,91%	547.236	23,32%	159	9,80%	9.408	10,71%	14.813	16,78%	556.644	22,87%
Total	227.043.225	100,00%	5.040.611	100,00%	26.295	100,00%	101.635	100,00%	227.069.520	100,00%	5.142.246	100,00%
Rupiah (IDR)	226.006.885	99,54%	4.328.976	85,88%	25.823	98,20%	92.015	90,54%	226.032.708	99,54%	4.420.991	85,97%
Valas (Currency)	1.036.340	0,46%	711.635	14,12%	472	1,80%	9.620	9,46%	1.036.812	0,46%	721.255	14,03%

Lampiran 4

Total Simpanan dan Jumlah Rekening Berdasarkan Kepemilikan Simpanan, Besaran Nilai Simpanan dan Valuta

Total Simpanan Berdasarkan Besaran Nilai Simpanan dan Valuta (Total Deposits by Nominal of Deposits and Currency) (Rp Miliar/Billion IDR)												
Nominal Simpanan (Nominal of Deposits)	Dana Pihak Ketiga				Simpanan Dari Bank Lain				Total			
	Rekening (Account)	%	Nominal (Nominal)	%	Rekening (Account)	%	Nominal (Nominal)	%	Rekening (Account)	%	Nominal (Nominal)	%
N ≤ 2 M	226.800.401	99,89%	2.205.789	43,76%	23.019	87,54%	8.319	8,19%	226.823.420	99,89%	2.214.108	43,06%
Rupiah (IDR)	225.794.180	99,56%	2.088.606	94,69%	22.748	98,82%	8.236	99,00%	225.816.928	99,56%	2.096.842	94,70%
Valas (Currency)	1.006.221	0,44%	117.183	5,31%	271	1,18%	83	1,00%	1.006.492	0,44%	117.266	5,30%
N > 2 M	242.824	0,11%	2.834.822	56,24%	3.276	12,46%	93.315	91,81%	246.100	0,11%	2.928.137	56,94%
Rupiah (IDR)	212.705	87,60%	2.240.370	79,03%	3.075	93,86%	83.779	89,78%	215.780	87,68%	2.324.149	79,37%
Valas (Currency)	30.119	12,40%	594.453	20,97%	201	6,14%	9.536	10,22%	30.320	12,32%	603.989	20,63%
Total	227.043.225	100,00%	5.040.611	100,00%	26.295	100,00%	101.635	100,00%	227.069.520	100,00%	5.142.246	100,00%
Rupiah (IDR)	226.006.885	99,54%	4.328.976	85,88%	25.823	98,20%	92.015	90,54%	226.032.708	99,54%	4.420.991	85,97%
Valas (Currency)	1.036.340	0,46%	711.635	14,12%	472	1,80%	9.620	9,46%	1.036.812	0,46%	721.255	14,03%

Lampiran 5

Total Simpanan dan Jumlah Rekening Yang Dijamin Berdasarkan Kepemilikan Simpanan, Simpanan yang Dijamin dan Valuta

Total Simpanan Berdasarkan Simpanan Yang Dijamin dan Valuta (Total Deposits by Insured Deposits and Currency) (Rp Miliar/Billion IDR)												
Nominal Simpanan (Nominal of Deposits)	Dana Pihak Ketiga				Simpanan Dari Bank Lain				Total			
	Rekening (Account)	%	Nominal (Nominal)	%	Rekening (Account)	%	Nominal (Nominal)	%	Rekening (Account)	%	Nominal (Nominal)	%
N ≤ 2 M (Dijamin Seluruhnya)	226.800.401	99,89%	2.205.789	81,96%	23.019	87,54%	8.319	55,94%	226.823.420	99,89%	2.214.108	81,81%
Rupiah (IDR)	225.794.180	99,56%	2.088.606	94,69%	22.748	98,82%	8.236	99,00%	225.816.928	99,56%	2.096.842	94,70%
Valas (Currency)	1.006.221	0,44%	117.183	5,31%	271	1,18%	83	1,00%	1.006.492	0,44%	117.266	5,30%
N > 2 M (Dijamin Sebagian)	242.824	0,11%	485.648	18,04%	3.276	12,46%	6.552	44,06%	246.100	0,11%	492.200	18,19%
Rupiah (IDR)	212.705	87,60%	425.410	87,60%	3.075	93,86%	6.150	93,86%	215.780	87,68%	431.560	87,68%
Valas (Currency)	30.119	12,40%	60.238	12,40%	201	6,14%	402	6,14%	30.320	12,32%	60.640	12,32%
Total	227.043.225	100,00%	2.691.437	100,00%	26.295	100,00%	14.871	100,00%	227.069.520	100,00%	2.706.308	100,00%
Rupiah (IDR)	226.006.885	99,54%	2.514.016	93,41%	25.823	98,20%	14.386	96,74%	226.032.708	99,54%	2.528.402	93,43%
Valas (Currency)	1.036.340	0,46%	177.421	6,59%	472	1,80%	485	3,26%	1.036.812	0,46%	177.906	6,57%

HALAMAN INI SENGAJA DI KOSONGKAN
THIS PAGE IS INTENTIONALLY LEFT BLANK

Format Lama

**Distribusi Simpanan
Bank Umum**

Agustus 2017

DAFTAR ISI

Keterangan	3
1. Pertumbuhan Total Simpanan dan Jumlah Rekening pada Bank Umum	4
Total Simpanan dan Jumlah Rekening	4
Pertumbuhan Total Simpanan dan Jumlah Rekening	4
Tabel Pertumbuhan Simpanan dan Jumlah Rekening Year on Year	5
2. Distribusi Total Simpanan dan Jumlah Rekening Berdasarkan Jenis Simpanan	6
2.1. Total Simpanan dan Jumlah Rekening Berdasarkan Jenis Simpanan dan Valuta	6
2.2. Distribusi Total Simpanan dan Jumlah Rekening Berdasarkan Jenis Simpanan	7
Distribusi Total Simpanan Berdasarkan Jenis Simpanan	7
Distribusi Jumlah Rekening Berdasarkan jenis Simpanan	7
2.3. Dana Pihak ketiga Berdasarkan Jumlah Simpanan dan Valuta	8
2.4. Distribusi Nominal dan Rekening Dana Pihak Ketiga Berdasarkan Jenis Simpanan	9
2.5. Simpanan Dari Bank Lain Berdasarkan Jenis Simpanan dan Valuta	10
2.6. Distribusi Nominal dan Rekening Simpanan dari Bank Lain Berdasarkan Jenis Simpanan	11
3. Distribusi Simpanan Berdasarkan Segmen Nominal Simpanan	12
3.1. Total Simpanan Berdasarkan Segmen Nominal dan Valuta	12
3.2. Dana Pihak Ketiga Berdasarkan Segmen Nominal dan Valuta	13
3.3. Simpanan dari Bank Lain berdasarkan Segmen Nominal dan Valuta	14
4. Distribusi Simpanan Berdasarkan Besaran Nilai Simpanan dan Valuta	15
4.1. Total Simpanan berdasarkan Besaran Nilai Simpanan dan Valuta	15
4.2. Dana Pihak Ketiga berdasarkan Besaran Nilai Simpanan dan Valuta	16
4.3. Simpanan dari Bank Lain berdasarkan Besaran Nilai Simpanan dan Valuta	17
5. Distribusi Dana Pihak Ketiga dan Simpanan dari Bank Lain Yang Dijamin	18
5.1. Total Simpanan dan Distribusi Total Simpanan yang Dijamin dan Valuta	18
Distribusi Total Simpanan Berdasarkan Simpanan yang Dijamin	18
5.2. Dana Pihak Ketiga Berdasarkan Simpanan yang Dijamin dan Valuta	19
Distribusi Dana Pihak Ketiga Berdasarkan Simpanan yang Dijamin dan Valuta	19
5.3. Simpanan Dari Bank Lain Berdasarkan Simpanan yang Dijamin dan Valuta	20
Distribusi DPK berdasarkan Simpanan yang Dijamin dan Valuta	20

DAFTAR TABEL

Tabel 1	Total Simpanan dan Jumlah Rekening	4
Tabel 1.1	Tabel Pertumbuhan Simpanan dan Jumlah Rekening Year on Year	5
Tabel 2	Total Simpanan dan Jumlah Rekening Berdasarkan Jenis Simpanan dan Valuta	6
Tabel 3	Dana Pihak ketiga Berdasarkan Jumlah Simpanan dan Valuta	8
Tabel 4	Simpanan Dari Bank Lain Berdasarkan Jenis Simpanan dan Valuta	10
Tabel 5	Total Simpanan Berdasarkan Segmen Nominal dan Valuta	12
Tabel 6	Dana Pihak Ketiga Berdasarkan Segmen Nominal dan Valuta	13
Tabel 7	Simpanan dari Bank Lain berdasarkan Segmen Nominal dan Valuta	14
Tabel 8	Total Simpanan berdasarkan Besaran Nilai Simpanan dan Valuta	15
Tabel 9	Dana Pihak Ketiga berdasarkan Besaran Nilai Simpanan dan Valuta	16
Tabel 10	Simpanan dari Bank Lain berdasarkan Besaran Nilai Simpanan dan Valuta	17
Tabel 11	Total Simpanan dan Distribusi Total Simpanan yang Dijamin dan Valuta	18
Tabel 12	Dana Pihak Ketiga Berdasarkan Simpanan yang Dijamin dan Valuta	19
Tabel 13	Simpanan Dari Bank Lain Berdasarkan Simpanan yang Dijamin dan Valuta	20

DAFTAR GRAFIK

Grafik 1	Pertumbuhan Total Simpanan dan Jumlah Rekening	4
Grafik 2a	Distribusi Total Simpanan Berdasarkan Jenis Simpanan	7
Grafik 2b	Distribusi Jumlah Rekening Berdasarkan jenis Simpanan	7
Grafik 3a, 3b	Distribusi Nominal dan Rekening Dana Pihak Ketiga Berdasarkan Jenis Simpanan	9
Grafik 4a, 4b	Distribusi Nominal dan Rekening Simpanan dari Bank Lain Berdasarkan Jenis Simpanan	11
Grafik 5	Distribusi Total Simpanan Berdasarkan Simpanan yang Dijamin	18
Grafik 6	Distribusi Dana Pihak Ketiga Berdasarkan Simpanan yang Dijamin dan Valuta	19
Grafik 7	Distribusi DPK berdasarkan Simpanan yang Dijamin dan Valuta	20

KETERANGAN

Sumber Data

Laporan Posisi Simpanan yang disampaikan oleh 115 bank umum kepada Lembaga Penjamin Simpanan yang terdiri dari 102 Bank Umum Konvensional dan 13 Bank Umum Syariah.

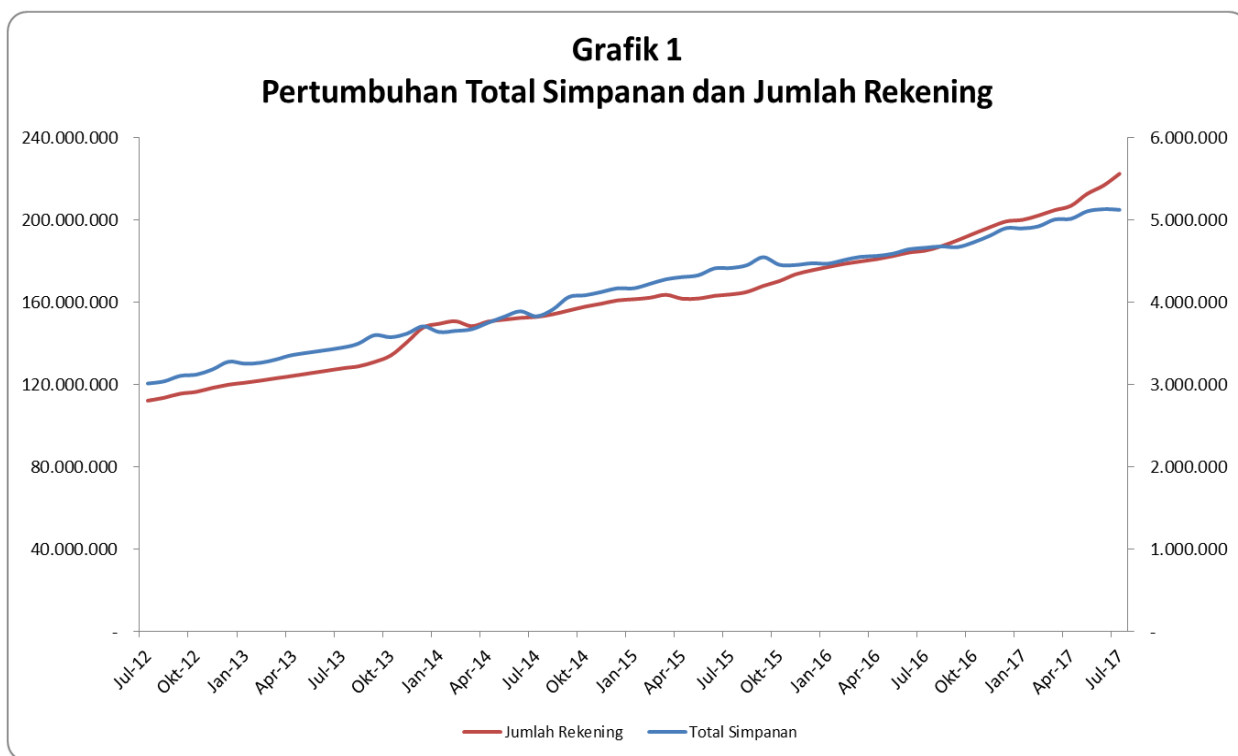
Definisi

1. Simpanan meliputi dana pihak ketiga dan simpanan dari bank lain.
2. Simpanan Yang Dijamin meliputi:
 - a. seluruh simpanan dengan nominal sampai dengan Rp2 miliar;
 - b. porsi simpanan yang dijamin (Rp2 miliar) dari seluruh simpanan dengan nominal di atas Rp2 miliar.

Besaran Nilai Simpanan Yang Dijamin adalah Rp2 miliar per nasabah per bank sebagaimana diatur dalam Peraturan Pemerintah No. 66 Tahun 2008.

1. PERTUMBUHAN TOTAL SIMPANAN DAN JUMLAH REKENING PADA BANK UMUM

Tabel 1												
Total Simpanan dan Jumlah Rekening (Total Deposits and Number of Account) (Rp Miliar/Billion IDR)												
Bulan (Month)	2012		2013		2014		2015		2016		2017	
	Rekening (Account)	Nominal (Nominal)	Rekening (Account)	Nominal (Nominal)	Rekening (Account)	Nominal (Nominal)	Rekening (Account)	Nominal (Nominal)	Rekening (Account)	Nominal (Nominal)	Rekening (Account)	Nominal (Nominal)
Januari	100.995.991	2.812.389	120.846.777	3.253.000	149.530.751	3.637.382	161.428.538	4.168.841	177.136.748	4.468.853	200.044.129	4.897.158
Februari	100.339.507	2.809.349	121.930.266	3.265.247	150.736.550	3.651.574	162.168.106	4.222.482	178.672.163	4.512.751	202.160.883	4.922.814
Maret	101.097.601	2.879.534	123.124.821	3.307.495	148.368.994	3.671.553	163.591.483	4.279.063	179.821.572	4.550.903	204.779.770	5.005.733
April	101.531.209	2.894.013	124.229.263	3.360.062	150.569.713	3.749.915	161.703.787	4.305.689	180.940.098	4.562.444	206.885.423	5.013.688
Mei	110.120.237	2.958.972	125.418.155	3.399.580	151.524.434	3.822.525	161.794.457	4.327.966	182.436.133	4.589.454	212.680.776	5.104.823
Juni	111.011.366	3.010.181	126.795.614	3.434.159	152.378.966	3.889.318	163.120.385	4.411.687	184.178.757	4.646.114	216.688.379	5.131.044
Juli	112.124.718	3.011.850	127.809.412	3.447.375	152.859.205	3.828.767	163.802.232	4.415.321	185.098.125	4.669.594	222.462.654*)	5.123.267*)
Agustus	113.534.168	3.037.803	128.817.609	3.496.756	154.140.288	3.910.281	165.008.226	4.450.891	187.238.755	4.680.848	227.069.520	5.142.246
September	115.525.552	3.104.251	130.943.737	3.599.133	155.974.513	4.062.918	167.924.825	4.546.948	190.121.455	4.675.317		
Oktober	116.426.607	3.119.552	134.082.846	3.574.573	157.829.886	4.084.023	170.285.831	4.454.886	193.352.001	4.728.887		
Nopember	118.364.092	3.182.867	140.510.194	3.617.855	159.273.484	4.124.111	173.560.667	4.452.219	196.468.148	4.809.306		
Desember	119.917.930	3.277.154	147.626.510	3.706.609	160.881.757	4.168.558	175.501.915	4.473.772	199.301.222	4.900.193		



*) Terdapat perubahan total simpanan dan total rekening periode Juli 2017 dari Rp5.123.018 miliar (222.461.481 rekening) menjadi Rp5.123.267 miliar (222.462.654 rekening). Perubahan tersebut dikarenakan adanya koreksi pada 1 bank terhadap laporan bulan Juli 2017 yang telah disampaikan sebelumnya.

Tabel 1.1
Pertumbuhan Total Simpanan dan Jumlah Rekening
(Growth of Total Deposits and The Number of Accounts)
Year on Year (YoY)

Tahun	Rekening	Nominal (Rp Miliar)	Rekening		Nominal	
			Δ	%Δ	Δ (Rp Miliar)	%Δ
2012*	119.917.930	3.277.154	18.414.366	18,14%	446.832	15,79%
2013*	147.626.510	3.706.609	27.708.580	23,11%	429.455	13,10%
2014*	160.881.757	4.168.558	13.255.247	8,98%	461.949	12,46%
2015*	175.501.915	4.473.772	14.620.158	9,09%	305.214	7,32%
2016*	199.301.222	4.900.193	23.799.307	13,56%	426.421	9,53%
2017**	227.069.520	5.142.246	27.768.298	13,93%	242.053	4,94%

*) Data *Year on Year* (YoY) per 31 Desember

**) Data *Year to Date* (Ytd) sampai dengan Agustus 2017

2. DISTRIBUSI TOTAL SIMPANAN DAN JUMLAH REKENING BERDASARKAN JENIS SIMPANAN

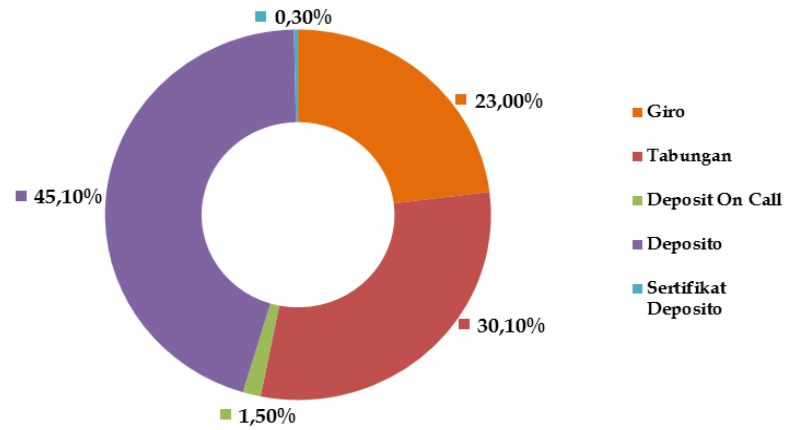
2.1. Total Simpanan dan Jumlah Rekening Berdasarkan Jenis Simpanan dan Valuta

Tabel 2												
Total Simpanan Berdasarkan Jenis Simpanan dan Valuta (Total Deposits by Type of Deposits and Foreign Exchange) (Rp Miliar/Billion IDR)												
Jenis Simpanan (Type of Deposits)	Juli-17				Agustus-17				Δ			
	Rekening (Account)	%	Nominal (Nominal)	%	Rekening (Account)	%	Nominal (Nominal)	%	Δ Rekening (Δ Account)	%	Δ Nominal (Δ Nominal)	%
Giro (Demand Deposit)	2.984.739	1,30%	1.203.818	23,50%	3.004.709	1,32%	1.184.241	23,00%	19.970	0,67%	(19.576)	-1,63%
Rupiah (IDR)	2.798.706	93,77%	915.851	76,08%	2.819.386	93,83%	883.601	74,61%	20.680	0,74%	(32.250)	-3,52%
Valas (Foreign Exchange)	186.033	6,23%	287.966	23,92%	185.323	6,17%	300.640	25,39%	(710)	-0,38%	12.674	4,40%
Tabungan (Saving Account)	215.540.448	96,90%	1.547.063	30,20%	220.096.828	96,93%	1.547.195	30,10%	4.556.380	2,11%	132	0,01%
Rupiah (IDR)	214.827.640	99,67%	1.423.484	92,01%	219.384.064	99,68%	1.426.488	92,20%	4.556.424	2,12%	3.004	0,21%
Valas (Foreign Exchange)	712.808	0,33%	123.579	7,99%	712.764	0,32%	120.706	7,80%	(44)	-0,01%	(2.873)	-2,32%
Deposit on Call	4.585	0,00%	79.181	1,50%	4.470	0,00%	77.083	1,50%	(115)	-2,51%	(2.098)	-2,65%
Rupiah (IDR)	4.431	96,64%	70.757	89,36%	4.304	96,29%	69.913	90,70%	(127)	-2,87%	(844)	-1,19%
Valas (Foreign Exchange)	154	3,36%	8.424	10,64%	166	3,71%	7.170	9,30%	12	7,79%	(1.254)	-14,88%
Deposito (Time Deposits)	3.932.597	1,80%	2.274.188	44,40%	3.963.227	1,75%	2.316.633	45,10%	30.630	0,78%	42.445	1,87%
Rupiah (IDR)	3.793.936	96,47%	1.989.774	87,49%	3.824.668	96,50%	2.023.895	87,36%	30.732	0,81%	34.120	1,71%
Valas (Foreign Exchange)	138.661	3,53%	284.414	12,51%	138.559	3,50%	292.739	12,64%	(102)	-0,07%	8.325	2,93%
Sertifikat Deposito (Certificate of Time Deposits)	285	0,00%	19.017	0,40%	286	0,00%	17.093	0,30%	1	0,35%	(1.924)	-10,12%
Rupiah (IDR)	285	100,00%	19.017	100,00%	286	100,00%	17.093	100,00%	1	0,35%	(1.924)	-10,12%
Valas (Foreign Exchange)	-	0,00%	-	0,00%	-	0,00%	-	0,00%	0	0,00%	0	0,00%
Total	222.462.654	100,00%	5.123.267	100,00%	227.069.520	100,00%	5.142.246	100,00%	4.606.866	2,07%	18.979	0,37%
Rupiah (IDR)	221.424.998	99,53%	4.418.884	86,25%	226.032.708	99,54%	4.420.991	85,97%	4.607.710	2,08%	2.107	0,05%
Valas (Foreign Exchange)	1.037.656	0,47%	704.383	13,75%	1.036.812	0,46%	721.255	14,03%	(844)	-0,08%	16.872	2,40%

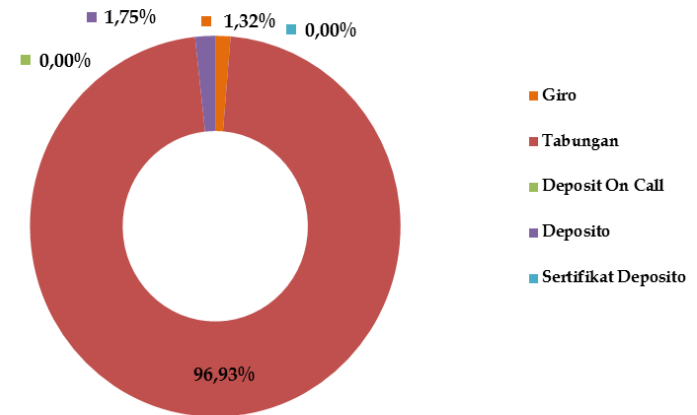
Keterangan: Prosentase simpanan pada masing-masing jenis simpanan merupakan prosentase terhadap total simpanan

2.2. Total Simpanan dan Jumlah Rekening Berdasarkan Jenis Simpanan dan Valuta Agustus 2017

Gambar 2a
Distribusi Total Simpanan Berdasarkan Jenis Simpanan



Gambar 2b
Distribusi Jumlah Rekening Berdasarkan Jenis Simpanan

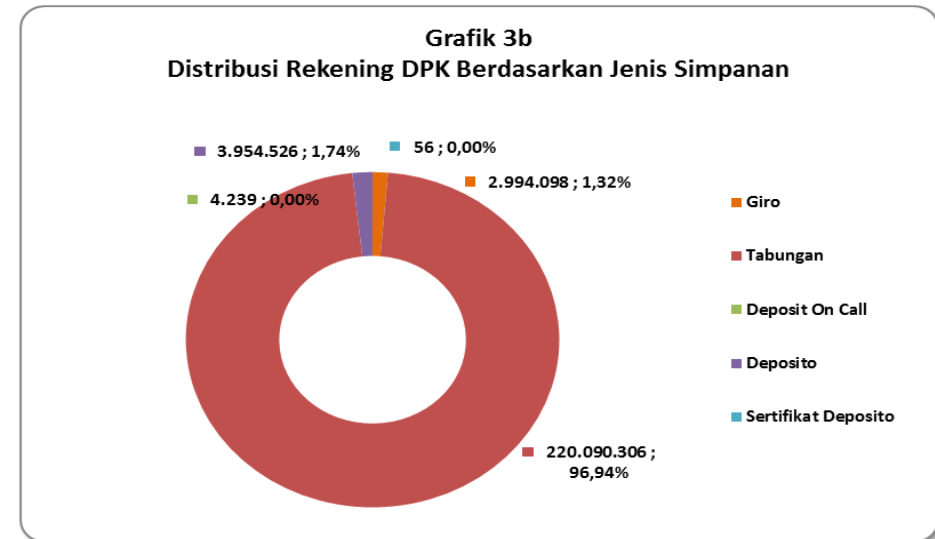
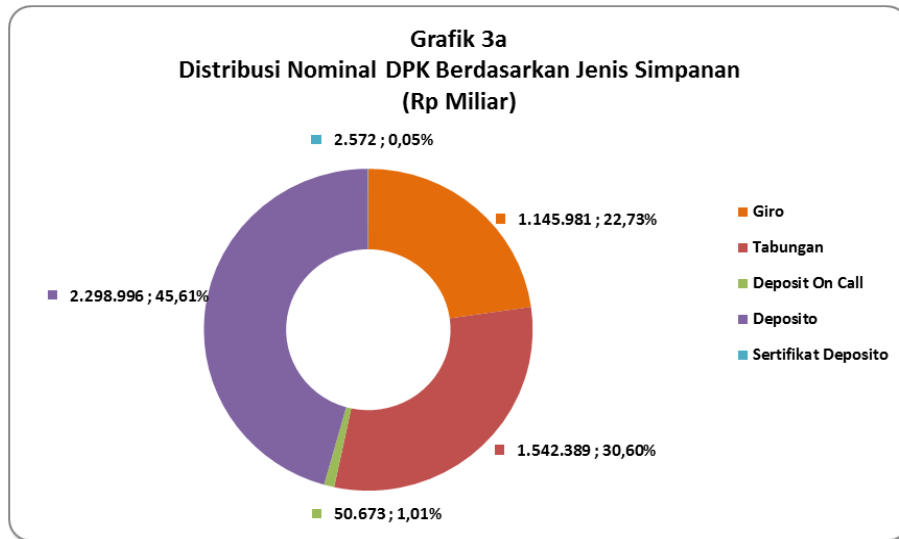


2.3. Dana Pihak Ketiga (DPK) Berdasarkan Jenis Simpanan dan Valuta

Tabel 3												
DPK Berdasarkan Jenis Simpanan dan Valuta (Third Party-Fund by Type of Deposits and Foreign Exchange) (Rp Miliar/Billion IDR)												
Jenis Simpanan (Type of Deposits)	Agustus-17				Juli-17				Δ			
	Rekening (Account)	%	Nominal (Nominal)	%	Rekening (Account)	%	Nominal (Nominal)	%	Δ Rekening (Δ Account)	%	Δ Nominal (Δ Nominal)	%
Giro (Demand Deposit)	2.994.098	1,32%	1.145.981	22,73%	2.974.175	1,34%	1.166.179	23,20%	19.923	0,67%	(20.198)	-1,73%
Rupiah (IDR)	2.809.223	93,83%	854.440	74,56%	2.788.584	93,76%	886.622	76,03%	20.639	0,74%	(32.182)	-3,63%
Valas (Foreign Exchange)	184.875	6,17%	291.541	25,44%	185.591	6,24%	279.557	23,97%	(716)	-0,39%	11.984	4,29%
Tabungan (Saving Account)	220.090.306	96,94%	1.542.389	30,60%	215.533.930	96,90%	1.542.307	30,70%	4.556.376	2,11%	82	0,01%
Rupiah (IDR)	219.377.555	99,68%	1.421.729	92,18%	214.821.135	99,67%	1.418.739	91,99%	4.556.420	2,12%	2.990	0,21%
Valas (Foreign Exchange)	712.751	0,32%	120.660	7,82%	712.795	0,33%	123.568	8,01%	(44)	-0,01%	(2.908)	-2,35%
Deposit on Call	4.239	0,00%	50.673	1,01%	4.370	0,00%	54.616	1,10%	(131)	-3,00%	(3.942)	-7,22%
Rupiah (IDR)	4.073	96,08%	43.503	85,85%	4.217	96,50%	46.218	84,63%	(144)	-3,41%	(2.715)	-5,87%
Valas (Foreign Exchange)	166	3,92%	7.170	14,15%	153	3,50%	8.397	15,37%	13	8,50%	(1.227)	-14,61%
Deposito (Time Deposits)	3.954.526	1,74%	2.298.996	45,61%	3.924.081	1,76%	2.256.936	44,90%	30.445	0,78%	42.060	1,86%
Rupiah (IDR)	3.815.978	96,50%	2.006.732	87,29%	3.785.429	96,47%	1.972.958	87,42%	30.549	0,81%	33.773	1,71%
Valas (Foreign Exchange)	138.548	3,50%	292.264	12,71%	138.652	3,53%	283.977	12,58%	(104)	-0,08%	8.287	2,92%
Sertifikat Deposito (Certificate of Time Deposits)	56	0,00%	2.572	0,05%	57	0,00%	2.562	0,10%	(1)	-1,75%	10	0,38%
Rupiah (IDR)	56	100,00%	2.572	100,00%	57	100,00%	2.562	100,00%	(1)	-1,75%	10	0,38%
Valas (Foreign Exchange)	-	0,00%	-	0,00%	-	0,00%	-	0,00%	0	0,00%	0	0,00%
Total	227.043.225	100,00%	5.040.611	100,00%	222.436.613	100,00%	5.022.600	100,00%	4.606.612	2,07%	18.012	0,36%
Rupiah (IDR)	226.006.885	99,54%	4.328.976	85,88%	221.399.422	99,53%	4.327.100	86,15%	4.607.463	2,08%	1.876	0,04%
Valas (Foreign Exchange)	1.036.340	0,46%	711.635	14,12%	1.037.191	0,47%	695.500	13,85%	(851)	-0,08%	16.136	2,32%

Keterangan: Prosentase simpanan pada masing-masing jenis simpanan merupakan prosentase terhadap total simpanan

2.4. Distribusi Nominal dan Rekening Dana Pihak Ketiga Berdasarkan Jenis Simpanan Agustus 2017

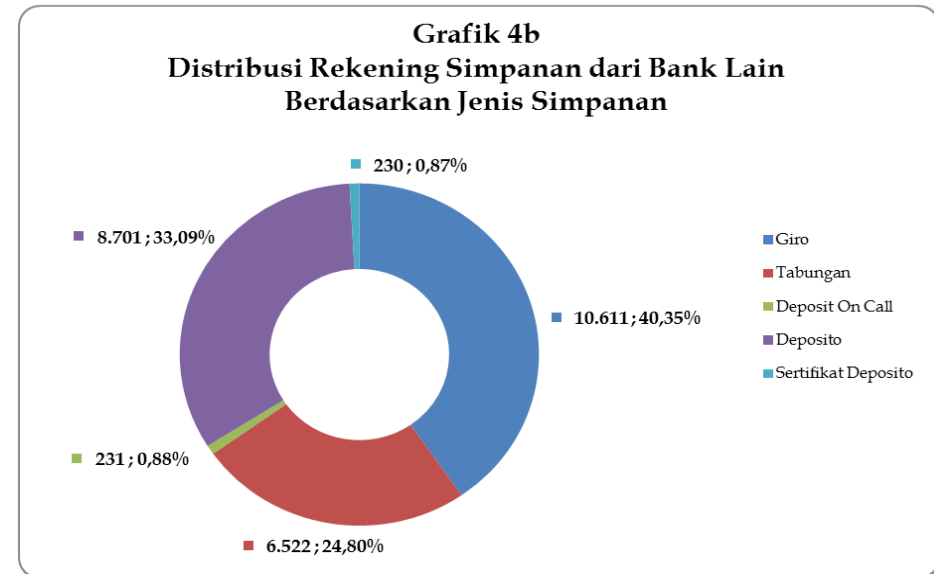
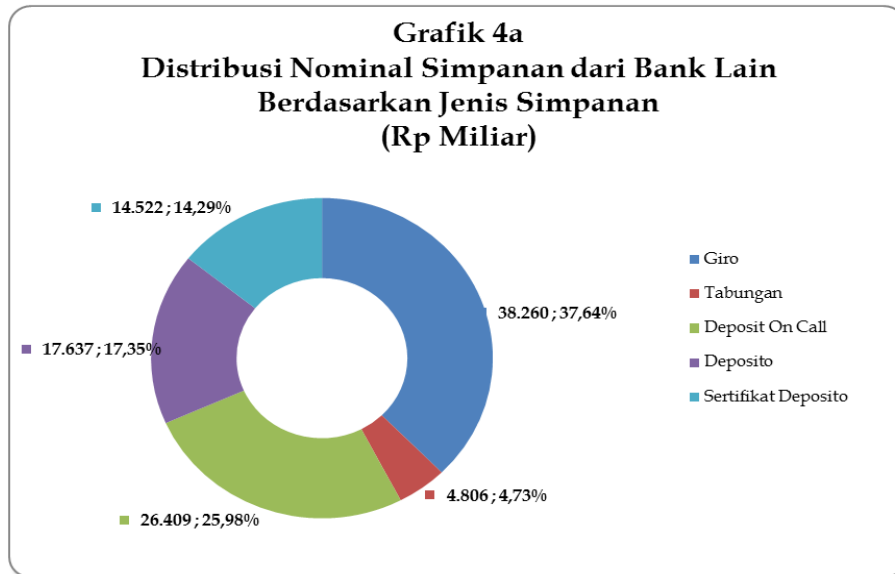


2.5. Simpanan Dari Bank Lain Berdasarkan Jenis Simpanan dan Valuta

Tabel 4												
Simpanan Dari Bank Lain Berdasarkan Jenis Simpanan dan Valuta (Funds From Other Banks by Type of Deposits and Foreign Exchange) (Rp Miliar/Billion IDR)												
Jenis Simpanan (Type of Deposits)	Agustus-17				Juli-17				Δ			
	Rekening (Account)	%	Nominal (Nominal)	%	Rekening (Account)	%	Nominal (Nominal)	%	Δ Rekening (Δ Account)	%	Δ Nominal (Δ Nominal)	%
Giro (Demand Deposit)	10.611	40,00%	38.260	37,64%	10.564	40,60%	37.638	37,39%	47	0,44%	622	1,65%
Rupiah (IDR)	10.163	95,78%	29.161	76,22%	10.122	95,82%	29.229	77,66%	41	0,41%	(68)	-0,23%
Valas (Foreign Exchange)	448	4,22%	9.099	23,78%	442	4,18%	8.409	22,34%	6	1,36%	690	8,20%
Tabungan (Saving Account)	6.522	25,00%	4.806	4,74%	6.518	25,00%	4.756	4,72%	4	0,06%	50	1,05%
Rupiah (IDR)	6.509	99,80%	4.759	99,04%	6.505	99,80%	4.745	99,78%	4	0,06%	14	0,30%
Valas (Foreign Exchange)	13	0,20%	46	0,96%	13	0,20%	11	0,22%	0	0,00%	36	336,76%
Deposit on Call	231	1,00%	26.409	25,98%	215	0,80%	24.565	24,40%	16	7,44%	1.844	7,51%
Rupiah (IDR)	231	100,00%	26.409	100,00%	214	99,53%	24.539	99,89%	17	7,94%	1.871	7,62%
Valas (Foreign Exchange)	-	0,00%	-	0,00%	1	0,47%	27	0,11%	(1)	0,00%	(27)	0,00%
Deposito (Time Deposits)	8.701	33,00%	17.637	17,35%	8.516	32,70%	17.253	17,14%	185	2,17%	385	2,23%
Rupiah (IDR)	8.690	99,87%	17.163	97,31%	8.507	99,89%	16.816	97,47%	183	2,15%	347	2,06%
Valas (Foreign Exchange)	11	0,13%	474	2,69%	9	0,11%	436	2,53%	2	0,00%	38	8,69%
Sertifikat Deposito (Certificate of Time Deposits)	230	1,00%	14.522	14,29%	228	0,90%	16.455	16,35%	2	0,88%	(1.933)	-11,75%
Rupiah (IDR)	230	100,00%	14.522	100,00%	228	100,00%	16.455	100,00%	2	0,88%	(1.933)	-11,75%
Valas (Foreign Exchange)	0	0,00%	0	0,00%	0	0,00%	0	0,00%	0	0,00%	0	0,00%
Total	26.295	100,00%	101.635	100,00%	26.041	100,00%	100.667	100,00%	254	0,98%	967	0,96%
Rupiah (IDR)	25.823	98,20%	92.015	90,54%	25.576	98,21%	91.784	91,18%	247	0,97%	231	0,25%
Valas (Foreign Exchange)	472	1,80%	9.620	9,46%	465	1,79%	8.883	8,82%	7	1,51%	737	8,29%

Keterangan: Prosentase simpanan pada masing-masing jenis simpanan merupakan prosentase terhadap total simpanan

2.6. Distribusi Nominal dan Rekening Simpanan dari Bank Lain Berdasarkan Jenis Simpanan Agustus 2017



3. DISTRIBUSI SIMPANAN BERDASARKAN SEGMENT NOMINAL SIMPANAN

3.1. Total Simpanan Berdasarkan Segmen Nominal dan Valuta

Tabel 5 Total Simpanan Berdasarkan Segmen Nominal dan Valuta (Total Deposits by Nominal Segmentation and Foreign Exchange) (Rp Miliar/Billion IDR)												
Nominal Simpanan (Nominal of Deposits)	Juli-17				Agustus-17				Δ			
	Rekening (Account)	%	Nominal (Nominal)	%	Rekening (Account)	%	Nominal (Nominal)	%	Δ Rekening (Δ Account)	%	Δ Nominal (Δ Nominal)	%
N ≤ 100 Jt	218.044.113	98,01%	722.016	14,10%	222.640.595	98,05%	725.394	14,11%	4.596.482	2,11%	3.378	0,47%
Rupiah (IDR)	217.287.164	99,65%	708.961	98,19%	221.884.499	99,66%	712.458	98,22%	4.597.335	2,12%	3.496	0,49%
Valas (Foreign Exchange)	756.949	0,35%	13.054	1,81%	756.096	0,34%	12.936	1,78%	(853)	-0,11%	(119)	-0,91%
100 Jt < N ≤ 200 Jt	2.015.122	0,91%	283.192	5,50%	2.019.124	0,89%	283.740	5,52%	4.002	0,20%	549	0,19%
Rupiah (IDR)	1.918.289	95,19%	269.462	95,15%	1.923.810	95,28%	270.357	95,28%	5.521	0,29%	895	0,33%
Valas (Foreign Exchange)	96.833	4,81%	13.729	4,85%	95.314	4,72%	13.383	4,72%	(1.519)	-1,57%	(346)	-2,52%
200 Jt < N ≤ 500 Jt	1.358.733	0,61%	439.655	8,60%	1.362.716	0,60%	440.456	8,57%	3.983	0,29%	801	0,18%
Rupiah (IDR)	1.272.485	93,65%	412.411	93,80%	1.274.428	93,52%	412.791	93,72%	1.943	0,15%	380	0,09%
Valas (Foreign Exchange)	86.248	6,35%	27.243	6,20%	88.288	6,48%	27.664	6,28%	2.040	2,37%	421	1,55%
500 Jt < N ≤ 1 M	544.097	0,24%	398.846	7,80%	545.552	0,24%	399.711	7,77%	1.455	0,27%	865	0,22%
Rupiah (IDR)	501.712	92,21%	369.328	92,60%	503.466	92,29%	370.460	92,68%	1.754	0,35%	1.132	0,31%
Valas (Foreign Exchange)	42.385	7,79%	29.518	7,40%	42.086	7,71%	29.251	7,32%	(299)	-0,71%	(267)	-0,90%
1 M < N ≤ 2 M	256.084	0,12%	365.915	7,10%	255.433	0,11%	364.807	7,09%	(651)	-0,25%	(1.108)	-0,30%
Rupiah (IDR)	230.928	90,18%	330.977	90,45%	230.725	90,33%	330.775	90,67%	(203)	-0,09%	(202)	-0,06%
Valas (Foreign Exchange)	25.156	9,82%	34.938	9,55%	24.708	9,67%	34.032	9,33%	(448)	-1,78%	(906)	-2,59%
2 M < N ≤ 5 M	156.741	0,07%	490.735	9,60%	157.831	0,07%	493.688	9,60%	1.090	0,70%	2.953	0,60%
Rupiah (IDR)	141.518	90,29%	443.760	90,43%	142.324	90,17%	446.343	90,41%	806	0,57%	2.583	0,58%
Valas (Foreign Exchange)	15.223	9,71%	46.976	9,57%	15.507	9,83%	47.345	9,59%	284	1,87%	370	0,79%
N > 5 M	87.764	0,04%	2.422.908	47,30%	88.269	0,04%	2.434.449	47,34%	505	0,58%	11.541	0,48%
Rupiah (IDR)	72.902	83,07%	1.883.983	77,76%	73.456	83,22%	1.877.806	77,13%	554	0,76%	(6.178)	-0,33%
Valas (Foreign Exchange)	14.862	16,93%	538.925	22,24%	14.813	16,78%	556.644	22,87%	(49)	-0,33%	17.719	3,29%
Total	222.462.654	100,00%	5.123.267	100,00%	227.069.520	100,00%	5.142.246	100,00%	4.606.866	2,07%	18.979	0,37%
Rupiah (IDR)	221.424.998	99,53%	4.418.884	86,25%	226.032.708	99,54%	4.420.991	85,97%	4.607.710	2,08%	2.107	0,05%
Valas (Foreign Exchange)	1.037.656	0,47%	704.383	13,75%	1.036.812	0,46%	721.255	14,03%	(844)	-0,08%	16.872	2,40%

Keterangan: Prosentase simpanan pada masing-masing segmen nominal simpanan merupakan prosentase terhadap total simpanan

3.2. Dana Pihak Ketiga Berdasarkan Segmen Nominal dan Valuta

Tabel 6												
DPK Berdasarkan Segmen Nominal dan Valuta (Third Party-Fund by Nominal Segmentation and Foreign Exchange) (Rp Miliar/Billion IDR)												
Nominal Simpanan (Nominal of Deposits)	Juli-17				Agustus-17				Δ			
	Rekening (Account)	%	Nominal (Nominal)	%	Rekening (Account)	%	Nominal (Nominal)	%	Δ Rekening (Δ Account)	%	Δ Nominal (Δ Nominal)	%
N ≤ 100 Jt	218.033.512	98,00%	721.736	14,37%	222.630.088	98,10%	725.117	14,39%	4.596.576	2,11%	3.381	0,47%
Rupiah (IDR)	217.276.699	99,65%	708.684	98,19%	221.874.131	99,66%	712.184	98,22%	4.597.432	2,12%	3.499	0,49%
Valas (Foreign Exchange)	756.813	0,35%	13.052	1,81%	755.957	0,34%	12.934	1,78%	(856)	-0,11%	(118)	-0,91%
100 Jt < N ≤ 200 Jt	2.012.537	1,00%	282.813	5,63%	2.016.505	0,90%	283.356	5,62%	3.968	0,20%	543	0,19%
Rupiah (IDR)	1.915.737	95,19%	269.088	95,15%	1.921.223	95,27%	269.977	95,28%	5.486	0,29%	889	0,33%
Valas (Foreign Exchange)	96.800	4,81%	13.724	4,85%	95.282	4,73%	13.379	4,72%	(1.518)	-1,57%	(346)	-2,52%
200 Jt < N ≤ 500 Jt	1.354.472	1,00%	438.103	8,72%	1.358.336	0,60%	438.843	8,71%	3.864	0,29%	740	0,17%
Rupiah (IDR)	1.268.258	93,63%	410.871	93,78%	1.270.085	93,50%	411.191	93,70%	1.827	0,14%	320	0,08%
Valas (Foreign Exchange)	86.214	6,37%	27.233	6,22%	88.251	6,50%	27.653	6,30%	2.037	2,36%	420	1,54%
500 Jt < N ≤ 1 M	540.777	0,00%	396.119	7,89%	542.166	0,20%	396.919	7,87%	1.389	0,26%	800	0,20%
Rupiah (IDR)	498.434	92,17%	366.632	92,56%	500.112	92,24%	367.691	92,64%	1.678	0,34%	1.059	0,29%
Valas (Foreign Exchange)	42.343	7,83%	29.487	7,44%	42.054	7,76%	29.228	7,36%	(289)	-0,68%	(259)	-0,88%
1 M < N ≤ 2 M	253.958	0,00%	362.679	7,22%	253.306	0,10%	361.553	7,17%	(652)	-0,26%	(1.126)	-0,31%
Rupiah (IDR)	228.833	90,11%	327.783	90,38%	228.629	90,26%	327.564	90,60%	(204)	-0,09%	(220)	-0,07%
Valas (Foreign Exchange)	25.125	9,89%	34.896	9,62%	24.677	9,74%	33.990	9,40%	(448)	-1,78%	(906)	-2,60%
2 M < N ≤ 5 M	155.169	0,00%	485.442	9,67%	156.177	0,10%	488.185	9,69%	1.008	0,65%	2.743	0,57%
Rupiah (IDR)	139.988	90,22%	438.600	90,35%	140.712	90,10%	440.969	90,33%	724	0,52%	2.368	0,54%
Valas (Foreign Exchange)	15.181	9,78%	46.842	9,65%	15.465	9,90%	47.217	9,67%	284	1,87%	375	0,80%
N > 5 M	86.188	0,00%	2.335.707	46,50%	86.647	0,00%	2.346.637	46,55%	459	0,53%	10.930	0,47%
Rupiah (IDR)	71.473	82,93%	1.805.441	77,30%	71.993	83,09%	1.799.401	76,68%	520	0,73%	(6.040)	-0,33%
Valas (Foreign Exchange)	14.715	17,07%	530.266	22,70%	14.654	16,91%	547.236	23,32%	(61)	-0,41%	16.970	3,20%
Total	222.436.613	100,00%	5.022.600	100,00%	227.043.225	100,00%	5.040.611	100,00%	4.606.612	2,07%	18.012	0,36%
Rupiah (IDR)	221.399.422	99,53%	4.327.100	86,15%	226.006.885	99,54%	4.328.976	85,88%	4.607.463	2,08%	1.876	0,04%
Valas (Foreign Exchange)	1.037.191	0,47%	695.500	13,85%	1.036.340	0,46%	711.635	14,12%	(851)	-0,08%	16.136	2,32%

Keterangan: Prosentase simpanan pada masing-masing segmen nominal simpanan merupakan prosentase terhadap total simpanan

3.3. Simpanan dari Bank Lain Berdasarkan Segmen Nominal dan Valuta

Tabel 7												
Simpanan Dari Bank Lain Berdasarkan Segmen Nominal dan Valuta (Funds From Other Banks by Nominal Segmentation and Foreign Exchange) (Rp Miliar/Billion IDR)												
Nominal Simpanan (Nominal of Deposits)	Juli-17				Agustus-17				Δ			
	Rekening (Account)	%	Nominal (Nominal)	%	Rekening (Account)	%	Nominal (Nominal)	%	Δ Rekening (Δ Account)	%	Δ Nominal (Δ Nominal)	%
N ≤ 100 Jt	10.601	40,71%	280	0,28%	10.507	39,96%	276	0,27%	(94)	-0,89%	(3)	-1,23%
Rupiah (IDR)	10.465	98,72%	277	99,16%	10.368	98,68%	274	99,21%	(97)	-0,93%	(3)	-1,18%
Valas (Foreign Exchange)	136	1,28%	2	0,84%	139	1,32%	2	0,79%	3	2,21%	(0)	-6,90%
100 Jt < N ≤ 200 Jt	2.585	9,93%	379	0,39%	2.619	9,95%	385	0,38%	34	1,32%	6	1,54%
Rupiah (IDR)	2.552	98,72%	374	98,70%	2.587	98,78%	380	98,82%	35	1,37%	6	1,67%
Valas (Foreign Exchange)	33	1,28%	5	1,30%	32	1,22%	5	1,18%	(1)	-3,03%	(0)	-7,88%
200 Jt < N ≤ 500 Jt	4.261	16,36%	1.552	1,54%	4.380	16,66%	1.613	1,59%	119	2,79%	61	3,93%
Rupiah (IDR)	4.227	99,20%	1.541	99,30%	4.343	99,16%	1.601	99,27%	116	2,74%	60	3,90%
Valas (Foreign Exchange)	34	0,80%	11	0,70%	37	0,84%	12	0,73%	3	8,82%	1	8,97%
500 Jt < N ≤ 1 M	3.320	12,75%	2.727	2,71%	3.386	12,88%	2.792	2,75%	66	1,99%	65	2,39%
Rupiah (IDR)	3.278	98,73%	2.696	98,88%	3.354	99,05%	2.769	99,19%	76	2,32%	73	2,70%
Valas (Foreign Exchange)	42	1,27%	31	1,12%	32	0,95%	23	0,81%	(10)	-23,81%	(8)	-25,75%
1 M < N ≤ 2 M	2.126	8,16%	3.236	3,21%	2.127	8,09%	3.254	3,20%	1	0,05%	18	0,56%
Rupiah (IDR)	2.095	98,54%	3.194	98,71%	2.096	98,54%	3.212	98,70%	1	0,05%	18	0,56%
Valas (Foreign Exchange)	31	1,46%	42	1,29%	31	1,46%	42	1,30%	0	0,00%	0	0,67%
2 M < N ≤ 5 M	1.572	6,04%	5.293	5,26%	1.654	6,29%	5.503	5,41%	82	5,22%	210	3,96%
Rupiah (IDR)	1.530	97,33%	5.159	97,47%	1.612	97,46%	5.375	97,66%	82	5,36%	215	4,17%
Valas (Foreign Exchange)	42	2,67%	134	2,53%	42	2,54%	129	2,34%	0	0,00%	(5)	-3,99%
N > 5 M	1.576	6,05%	87.201	86,62%	1.622	6,17%	87.812	86,40%	46	2,92%	611	0,70%
Rupiah (IDR)	1.429	90,67%	78.543	90,07%	1.463	90,20%	78.404	89,29%	34	2,38%	(138)	-0,18%
Valas (Foreign Exchange)	147	9,33%	8.659	9,93%	159	9,80%	9.408	10,71%	12	8,16%	749	8,65%
Total	26.041	100,00%	100.667	100,01%	26.295	100,00%	101.635	100,00%	254	0,98%	967	0,96%
Rupiah (IDR)	25.576	98,21%	91.784	91,18%	25.823	98,20%	92.015	90,54%	247	0,97%	231	0,25%
Valas (Foreign Exchange)	465	1,79%	8.883	8,82%	472	1,80%	9.620	9,46%	7	1,51%	737	8,29%

Keterangan: Prosentase simpanan pada masing-masing segmen nominal simpanan merupakan prosentase terhadap total simpanan

4. DISTRIBUSI SIMPANAN BERDASARKAN BESARAN NILAI SIMPANAN DAN VALUTA

4.1. Total Simpanan Berdasarkan Besaran Nilai Simpanan dan Valuta

Tabel 8 Total Simpanan Berdasarkan Besaran Nilai Simpanan dan Valuta (Total Deposits by Nominal of Deposits and Foreign Exchange) (Rp Miliar/Billion IDR)												
Nominal Simpanan (Nominal of Deposits)	Juli-17				Agustus-17				Δ			
	Rekening (Account)	%	Nominal (Nominal)	%	Rekening (Account)	%	Nominal (Nominal)	%	Δ Rekening (Δ Account)	%	Δ Nominal (Δ Nominal)	%
N ≤ 2 M	222.218.149	99,89%	2.209.623	43,13%	226.823.420	99,89%	2.214.108	43,06%	4.605.271	2,07%	4.485	0,20%
Rupiah (IDR)	221.210.578	99,55%	2.091.141	94,64%	225.816.928	99,56%	2.096.842	94,70%	4.606.350	2,08%	5.701	0,27%
Valas (Foreign Exchange)	1.007.571	0,45%	118.483	5,36%	1.006.492	0,44%	117.266	5,30%	(1.079)	-0,11%	(1.216)	-1,03%
N > 2 M	244.505	0,11%	2.913.643	56,87%	246.100	0,11%	2.928.137	56,94%	1.595	0,65%	14.494	0,50%
Rupiah (IDR)	214.420	87,70%	2.327.743	79,89%	215.780	87,68%	2.324.149	79,37%	1.360	0,63%	(3.595)	-0,15%
Valas (Foreign Exchange)	30.085	12,30%	585.900	20,11%	30.320	12,32%	603.989	20,63%	235	0,78%	18.089	3,09%
Total	222.462.654	100,00%	5.123.267	100,00%	227.069.520	100,00%	5.142.246	100,00%	4.606.866	2,07%	18.979	0,37%
Rupiah (IDR)	221.424.998	99,53%	4.418.884	86,25%	226.032.708	99,54%	4.420.990	85,97%	4.607.710	2,08%	2.106	0,05%
Valas (Foreign Exchange)	1.037.656	0,47%	704.383	13,75%	1.036.812	0,46%	721.255	14,03%	(844)	-0,08%	16.872	2,40%

Keterangan: Prosentase simpanan pada masing-masing segmen nominal simpanan meruakan prosentase terhadap total simpanan

4.2. Dana Pihak Ketiga Berdasarkan Besaran Nilai Simpanan dan Valuta

Tabel 9												
DPK Berdasarkan Besaran Nilai Simpanan dan Valuta												
(Third Party-Fund by Nominal of Deposits and Foreign Exchange)												
(Rp Miliar/Billion IDR)												
Nominal Simpanan (Nominal of Deposits)	Juli-17				Agustus-17				Δ			
	Rekening (Account)	%	Nominal (Nominal)	%	Rekening (Account)	%	Nominal (Nominal)	%	Δ Rekening (Δ Account)	%	Δ Nominal (Δ Nominal)	%
N ≤ 2 M	222.195.256	99,89%	2.201.451	43,83%	226.800.401	99,89%	2.205.789	43,76%	4.605.145	2,07%	4.338	0,20%
Rupiah (IDR)	221.187.961	99,55%	2.083.059	94,62%	225.794.180	99,56%	2.088.606	94,69%	4.606.219	2,08%	5.548	0,27%
Valas (Foreign Exchange)	1.007.295	0,45%	118.392	5,38%	1.006.221	0,44%	117.183	5,31%	(1.074)	-0,11%	(1.209)	-1,02%
N > 2 M	241.357	0,11%	2.821.149	56,17%	242.824	0,11%	2.834.822	56,24%	1.467	0,61%	13.673	0,48%
Rupiah (IDR)	211.461	87,61%	2.244.041	79,54%	212.705	87,60%	2.240.370	79,03%	1.244	0,59%	(3.671)	-0,16%
Valas (Foreign Exchange)	29.896	12,39%	577.108	20,46%	30.119	12,40%	594.453	20,97%	223	0,75%	17.345	3,01%
Total	222.436.613	100,00%	5.022.600	100,00%	227.043.225	100,00%	5.040.611	100,00%	4.606.612	2,07%	18.012	0,36%
Rupiah (IDR)	221.399.422	99,53%	4.327.100	86,15%	226.006.885	99,54%	4.328.976	85,88%	4.607.463	2,08%	1.876	0,04%
Valas (Foreign Exchange)	1.037.191	0,47%	695.500	13,85%	1.036.340	0,46%	711.635	14,12%	(851)	-0,08%	16.136	2,32%

Keterangan: Prosentase simpanan pada masing-masing segmen nominal simpanan merupakan prosentase terhadap total simpanan

4.3. Simpanan Dari Bank Lain Berdasarkan Besaran Nilai Simpanan dan Valuta

Tabel 10												
Simpanan Dari Bank Lain Berdasarkan Besaran Nilai Simpanan dan Valuta (Funds From Other Banks by Nominal of Deposits and Foreign Exchange) (Rp Miliar/Billion IDR)												
Nominal Simpanan (Nominal of Deposits)	Juli-17				Agustus-17				Δ			
	Rekening (Account)	%	Nominal (Nominal)	%	Rekening (Account)	%	Nominal (Nominal)	%	Δ Rekening (Δ Account)	%	Δ Nominal (Δ Nominal)	%
N ≤ 2 M	22.893	87,91%	8.173	8,12%	23.019	87,54%	8.319	8,19%	126	0,55%	147	1,79%
Rupiah (IDR)	22.617	98,79%	8.082	98,89%	22.748	98,82%	8.236	99,00%	131	0,58%	154	1,90%
Valas (Foreign Exchange)	276	1,21%	91	1,11%	271	1,18%	83	1,00%	(5)	-1,81%	(7)	-7,91%
N > 2 M	3.148	12,09%	92.495	91,88%	3.276	12,46%	93.315	91,81%	128	4,07%	821	0,89%
Rupiah (IDR)	2.959	94,00%	83.702	90,49%	3.075	93,86%	83.779	89,78%	116	3,92%	77	0,09%
Valas (Foreign Exchange)	189	6,00%	8.792	9,51%	201	6,14%	9.536	10,22%	12	6,35%	744	8,46%
Total	26.041	100,00%	100.667	100,00%	26.295	100,00%	101.635	100,00%	254	0,98%	967	0,96%
Rupiah (IDR)	25.576	98,21%	91.784	91,18%	25.823	98,20%	92.015	90,54%	247	0,97%	231	0,25%
Valas (Foreign Exchange)	465	1,79%	8.883	8,82%	472	1,80%	9.620	9,46%	7	1,51%	737	8,29%

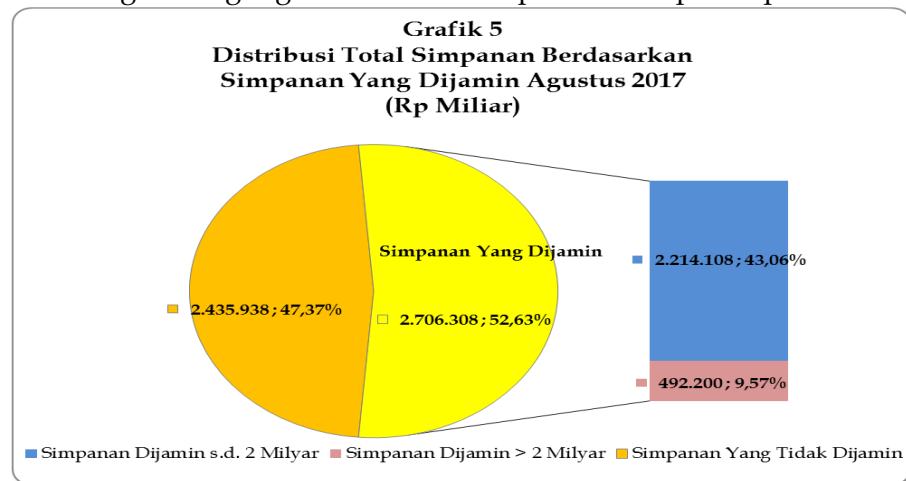
Keterangan: Prosentase simpanan pada masing-masing segmen nominal simpanan merupakan prosentase terhadap total simpanan

5. DISTRIBUSI DANA PIHAK KETIGA DAN SIMPANAN DARI BANK LAIN YANG DIJAMIN

5.1. Total Simpanan dan Distribusi Total Simpanan Berdasarkan Simpanan yang Dijamin dan Valuta

Tabel 11 Total Simpanan Berdasarkan Simpanan Yang Dijamin dan Valuta (Total Deposits by Insured Deposits and Foreign Exchange) (Rp Miliar/Billion IDR)												
Nominal Simpanan (Nominal of Deposits)	Juli-17				Agustus-17				Δ			
	Rekening (Account)	%	Nominal (Nominal)	%	Rekening (Account)	%	Nominal (Nominal)	%	Δ Rekening (Δ Account)	%	Δ Nominal (Δ Nominal)	%
N ≤ 2 M	222.218.149	99,89%	2.209.623	81,88%	226.823.420	99,89%	2.214.108	81,81%	4.605.271	2,07%	4.485	0,20%
Rupiah (IDR)	221.210.578	99,55%	2.091.141	94,64%	225.816.928	99,56%	2.096.842	94,70%	4.606.350	2,08%	5.701	0,27%
Valas (Foreign Exchange)	1.007.571	0,45%	118.483	5,36%	1.006.492	0,44%	117.266	5,30%	(1.079)	-0,11%	(1.216)	-1,03%
N > 2 M	244.505	0,11%	489.010	18,12%	246.100	0,11%	492.200	18,19%	1.595	0,65%	3.190	0,65%
Rupiah (IDR)	214.420	87,70%	428.840	87,70%	215.780	87,68%	431.560	87,68%	1.360	0,63%	2.720	0,63%
Valas (Foreign Exchange)	30.085	12,30%	60.170	12,30%	30.320	12,32%	60.640	12,32%	235	0,78%	470	0,78%
Total	222.462.654	100,00%	2.698.633	100,00%	227.069.520	100,00%	2.706.308	100,00%	4.606.866	2,07%	7.675	0,28%
Rupiah (IDR)	221.424.998	99,53%	2.519.981	93,38%	226.032.708	99,54%	2.528.402	93,43%	4.607.710	2,08%	8.421	0,33%
Valas (Foreign Exchange)	1.037.656	0,47%	178.653	6,62%	1.036.812	0,46%	177.906	6,57%	(844)	-0,08%	(746)	-0,42%

Keterangan: Prosentase simpanan pada masing-masing segmen nominal simpanan merupakan prosentase terhadap total simpanan

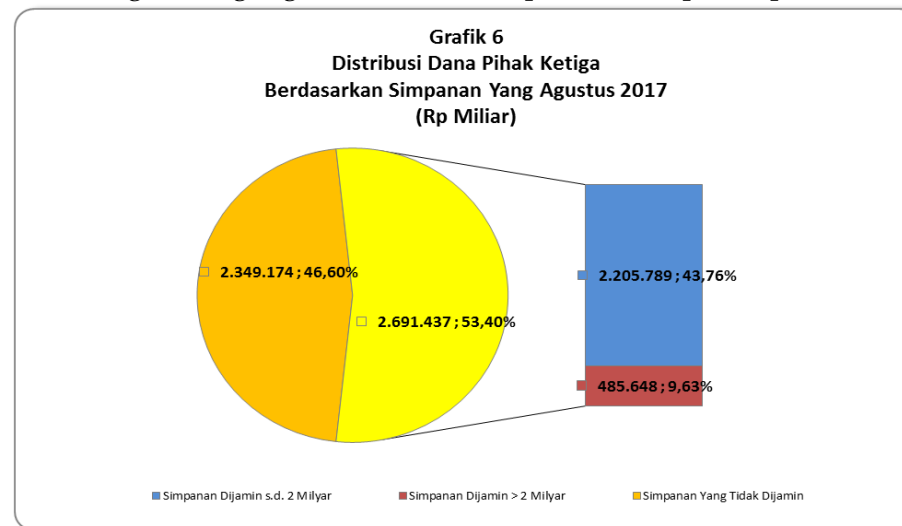


5.2. Dana Pihak Ketiga Berdasarkan Simpanan yang Dijamin dan Valuta

Tabel 12
DPK berdasarkan Simpanan yang Dijamin dan Valuta
(Third Party-Fund by Insured Deposits and Foreign Exchange)
 (Rp Miliar/Billion IDR)

Nominal Simpanan (Nominal of Deposits)	Juli-17				Agustus-17				Δ			
	Rekening (Account)	%	Nominal (Nominal)	%	Rekening (Account)	%	Nominal (Nominal)	%	Δ Rekening (Δ Account)	%	Δ Nominal (Δ Nominal)	%
N ≤ 2 M	222.195.256	99,89%	2.201.451	82,02%	226.800.401	99,89%	2.205.789	81,96%	4.605.145	2,07%	4.338	0,20%
Rupiah (IDR)	221.187.961	99,55%	2.083.059	94,62%	225.794.180	99,56%	2.088.606	94,69%	4.606.219	2,08%	5.548	0,27%
Valas (Foreign Exchange)	1.007.295	0,45%	118.392	5,38%	1.006.221	0,44%	117.183	5,31%	(1.074)	-0,11%	(1.209)	-1,02%
N > 2 M	241.357	0,11%	482.714	17,98%	242.824	0,11%	485.648	18,04%	1.467	0,61%	2.934	0,61%
Rupiah (IDR)	211.461	87,61%	422.922	87,61%	212.705	87,60%	425.410	87,60%	1.244	0,59%	2.488	0,59%
Valas (Foreign Exchange)	29.896	12,39%	59.792	12,39%	30.119	12,40%	60.238	12,40%	223	0,75%	446	0,75%
Total	222.436.613	100,00%	2.684.165	100,00%	227.043.225	100,00%	2.691.437	100,00%	4.606.612	2,07%	7.272	0,27%
Rupiah (IDR)	221.399.422	99,53%	2.505.981	93,36%	226.006.885	99,54%	2.514.016	93,41%	4.607.463	2,08%	8.036	0,32%
Valas (Foreign Exchange)	1.037.191	0,47%	178.184	6,64%	1.036.340	0,46%	177.421	6,59%	(851)	-0,08%	(763)	-0,43%

Keterangan: Prosentase simpanan pada masing-masing segmen nominal simpanan merupakan prosentase terhadap total simpanan



5.3. Simpanan dari Bank Lain Berdasarkan Simpanan yang Dijamin dan Valuta

Tabel 13 Simpanan Dari Bank Lain Berdasarkan Simpanan Yang Dijamin dan Valuta (Funds From Other Banks by Insured Deposits and Foreign Exchange) (Rp Miliar/Billion IDR)												
Nominal Simpanan (Nominal of Deposits)	Agustus-17				Juli-17				Δ			
	Rekening (Account)	%	Nominal (Nominal)	%	Rekening (Account)	%	Nominal (Nominal)	%	Δ Rekening (Δ Account)	%	Δ Nominal (Δ Nominal)	%
N ≤ 2 M	23.019	87,54%	8.319	55,94%	22.893	87,91%	8.173	56,48%	126	0,55%	147	1,79%
Rupiah (IDR)	22.748	98,82%	8.236	99,00%	22.617	98,79%	8.082	98,89%	131	0,58%	154	1,90%
Valas (Foreign Exchange)	271	1,18%	83	1,00%	276	1,21%	91	1,11%	(5)	-1,81%	(7)	-7,91%
N > 2 M	3.276	12,46%	6.552	44,06%	3.148	12,09%	6.296	43,51%	128	4,07%	256	4,07%
Rupiah (IDR)	3.075	93,86%	6.150	93,86%	2.959	94,00%	5.918	94,00%	116	3,92%	232	3,92%
Valas (Foreign Exchange)	201	6,14%	402	6,14%	189	6,00%	378	6,00%	12	6,35%	24	6,35%
Total	26.295	100,00%	14.871	100,00%	26.041	100,00%	14.469	100,00%	254	0,98%	402	2,78%
Rupiah (IDR)	25.823	98,20%	14.386	96,74%	25.576	98,21%	14.000	96,76%	247	0,97%	386	2,76%
Valas (Foreign Exchange)	472	1,80%	485	3,26%	465	1,79%	469	3,24%	7	1,51%	17	3,59%

Keterangan: Prosentase simpanan pada masing-masing segmen nominal simpanan merupakan prosentase terhadap total simpanan

