


Distribusi Simpanan Bank Umum

Periode Desember 2018



KATA PENGANTAR

Distribusi Simpanan Bank Umum merupakan media informasi yang menyajikan data mengenai simpanan Bank Umum yang diterbitkan setiap bulan oleh Lembaga Penjamin Simpanan untuk memberikan informasi perkembangan simpanan perbankan khususnya Bank Umum.

Sehubungan dengan kebutuhan penyajian informasi data simpanan yang lebih mudah dipahami (*user friendly*), mulai bulan Januari 2018 LPS menyajikan Distribusi Simpanan Bank Umum dengan menggunakan format baru tanpa mengurangi esensi pada format sebelumnya.

Selanjutnya dalam rangka mempertimbangkan kebutuhan pembaca pada penggunaan Distribusi Simpanan Bank Umum, kami menerima masukan (saran dan kritik) terhadap format baru Distribusi Simpanan Bank Umum yang dapat disampaikan melalui *email* Group Penanganan Premi Penjaminan LPS yaitu penjaminan@lps.go.id.

DAFTAR ISI

Keterangan	4
1. Total Simpanan dan Jumlah Rekening	5
1.1. Total Simpanan dan Jumlah Rekening Pada Bank Umum	5
1.2. Pertumbuhan Total Simpanan dan Jumlah Rekening (MoM)	5
1.3. Pertumbuhan Simpanan dan Jumlah Rekening (YoY)	6
2. Distribusi Total Simpanan Dan Jumlah Rekening	7
2.1. Total Simpanan dan Jumlah Rekening Berdasarkan Jenis Simpanan	7
2.1.1. Distribusi Total Simpanan dan Jumlah Rekening Berdasarkan Jenis Simpanan	7
2.2. Total Simpanan dan Jumlah Rekening Berdasarkan Kepemilikan Simpanan	8
2.3. Total Simpanan dan Jumlah Rekening Berdasarkan Jenis Usaha	8
2.4. Total Simpanan dan Jumlah Rekening Berdasarkan Tiering Nominal dan Simpanan Yang Dijamin	9
2.4.1. Distribusi Jumlah Rekening Berdasarkan Rekening yang Dijamin	10
2.4.2. Distribusi Total Simpanan Berdasarkan Simpanan yang Dijamin	10
2.5. Total Simpanan dan Jumlah Rekening Berdasarkan Kepemilikan Bank	11
2.6. Total Simpanan dan Jumlah Rekening Berdasarkan Valuta	11
Lampiran	12
1. Lampiran 1: Pertumbuhan Simpanan dan Jumlah Rekening Selama 5 Tahun (YoY)	12
2. Lampiran 2: Total Simpanan dan Jumlah Rekening Berdasarkan Kepemilikan Simpanan, Jenis Simpanan dan Valuta	13
3. Lampiran 3: Total Simpanan dan Jumlah Rekening Berdasarkan Kepemilikan Simpanan, Tiering Nominal dan Valuta	14
4. Lampiran 4: Total Simpanan dan Jumlah Rekening Berdasarkan Kepemilikan Simpanan, Besaran Nilai Simpanan dan Valuta	15
5. Lampiran 5: Total Simpanan dan Jumlah Rekening Yang Dijamin Berdasarkan Kepemilikan Simpanan, Simpanan yang Dijamin dan Valuta	15
6. Lampiran 6: Total Simpanan dan Jumlah Rekening Berdasarkan Propinsi	16

DAFTAR TABEL

Tabel 1	Total Simpanan dan Jumlah Rekening Pada Bank Umum	5
Tabel 2	Total Simpanan dan Jumlah Rekening Berdasarkan Jenis Simpanan	7
Tabel 3	Total Simpanan dan Jumlah Rekening Berdasarkan Kepemilikan Simpanan	8
Tabel 4	Total Simpanan dan Jumlah Rekening Berdasarkan Jenis Usaha	8
Tabel 5	Total Simpanan dan Jumlah Rekening Berdasarkan Tiering Nominal dan Simpanan Yang Dijamin	9
Tabel 6	Distribusi Jumlah Rekening Berdasarkan Rekening yang Dijamin	10
Tabel 7	Distribusi Total Simpanan Berdasarkan Simpanan yang Dijamin	10
Tabel 8	Total Simpanan dan Jumlah Rekening Berdasarkan Kepemilikan Bank	11
Tabel 9	Total Simpanan dan Jumlah Rekening Berdasarkan Valuta	11

DAFTAR GAMBAR

Gambar 1a	Pertumbuhan Total Simpanan dan Jumlah Rekening (MoM)	5
Gambar 1b	Pertumbuhan Simpanan dan Jumlah Rekening (YoY)	6
Gambar 2a	Distribusi Total Simpanan Berdasarkan Jenis Simpanan	7
Gambar 2b	Distribusi Jumlah Rekening Berdasarkan Jenis Simpanan	7
Gambar 2c	Distribusi Jumlah Rekening Berdasarkan Rekening yang Dijamin	10
Gambar 2d	Distribusi Total Simpanan Berdasarkan Simpanan yang Dijamin	10

KETERANGAN

Sumber Data

Laporan Posisi Simpanan yang disampaikan oleh 115 bank umum kepada Lembaga Penjamin Simpanan yang terdiri dari 101 Bank Umum Konvensional dan 14 Bank Umum Syariah.

Definisi

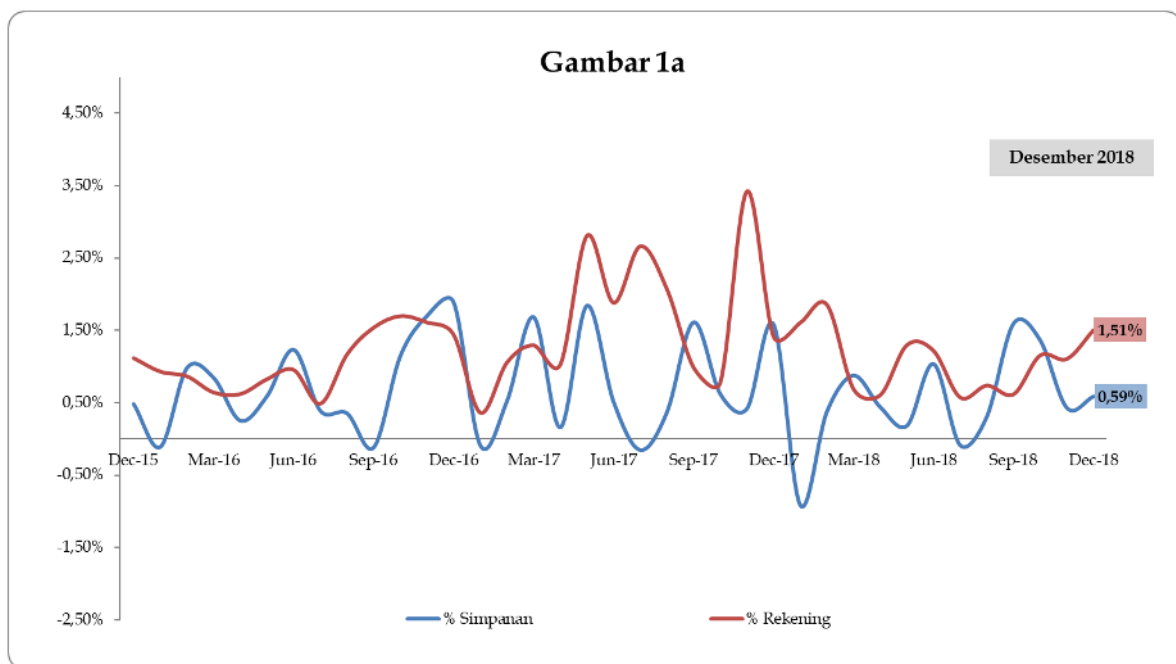
1. Simpanan meliputi dana pihak ketiga dan simpanan dari bank lain.
2. Simpanan Yang Dijamin meliputi:
 - a. seluruh simpanan dengan nominal sampai dengan Rp2 miliar;
 - b. porsi simpanan yang dijamin (Rp2 miliar) dari seluruh simpanan dengan nominal di atas Rp2 miliar.
3. Besaran Nilai Simpanan Yang Dijamin adalah Rp2 miliar per nasabah per bank sebagaimana diatur dalam Peraturan Pemerintah No. 66 Tahun 2008.

1. Total Simpanan dan Jumlah Rekening

1.1. Tabel Total Simpanan dan Jumlah Rekening Pada Bank Umum

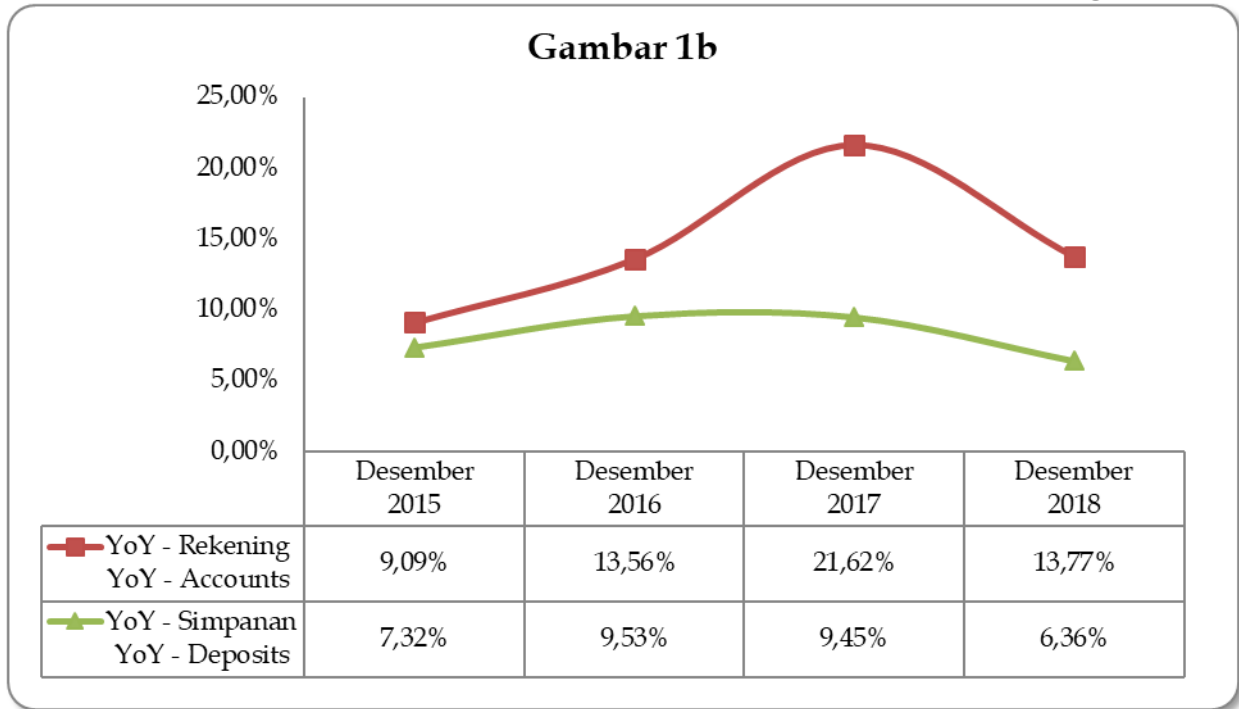
Tabel 1										
Total Simpanan dan Jumlah Rekening (Total Deposits and Number of Account) (Rp Miliar/Billion IDR)										
Bulan (Month)	2014		2015		2016		2017		2018	
	Rekening (Account)	Nominal (Nominal)	Rekening (Account)	Nominal (Nominal)	Rekening (Account)	Nominal (Nominal)	Rekening (Account)	Nominal (Nominal)	Rekening (Account)	Nominal (Nominal)
Januari	149.530.751	3.637.382	161.428.538	4.168.841	177.136.748	4.468.853	200.026.990	4.895.913	246.293.377	5.314.320
Februari	150.736.550	3.651.574	162.168.106	4.222.482	178.672.163	4.512.751	202.143.418	4.921.567	250.866.218	5.334.452
Maret	148.368.994	3.671.553	163.591.483	4.279.063	179.821.572	4.550.903	204.761.849	5.004.481	252.591.551	5.381.240
April	150.569.713	3.749.915	161.703.787	4.305.689	180.940.098	4.562.444	206.867.345	5.012.485	254.122.064	5.404.986
Mei	151.524.434	3.822.525	161.794.457	4.327.966	182.436.133	4.589.454	212.680.824	5.104.851	257.422.590	5.414.857
Juni	152.378.966	3.889.318	163.120.385	4.411.687	184.178.757	4.646.114	216.688.379	5.131.044	260.561.206	5.471.010
Juli	152.859.205	3.828.767	163.802.232	4.415.321	185.076.038	4.664.250	222.462.654	5.123.267	262.058.775	5.466.249
Agustus	154.140.288	3.910.281	165.008.226	4.450.891	187.238.755	4.680.848	227.069.520	5.142.246	263.996.187	5.483.210
September	155.974.513	4.062.918	167.924.825	4.546.948	190.121.455	4.675.317	229.315.700	5.225.164	265.624.602	5.570.855
Oktober	157.829.886	4.084.023	170.285.831	4.454.886	193.352.001	4.728.887	231.101.840	5.257.690	268.699.399	5.646.758
Nopember	159.273.484	4.124.111	173.560.667	4.452.219	196.468.148	4.809.306	239.012.333	5.279.734	271.672.859	5.671.052
Desember	160.881.757	4.168.558	175.501.915	4.473.772	199.301.222	4.900.193	242.396.164	5.363.316	275.764.037	5.704.429

1.2. Pertumbuhan Total Simpanan dan Jumlah Rekening (MoM)



Gambar 1a Pertumbuhan Total Simpanan dan Jumlah Rekening (MoM)

1.3. Pertumbuhan Total Simpanan dan Jumlah Rekening (YoY)



Gambar 1b Pertumbuhan Total Simpanan dan Jumlah Rekening (YoY)

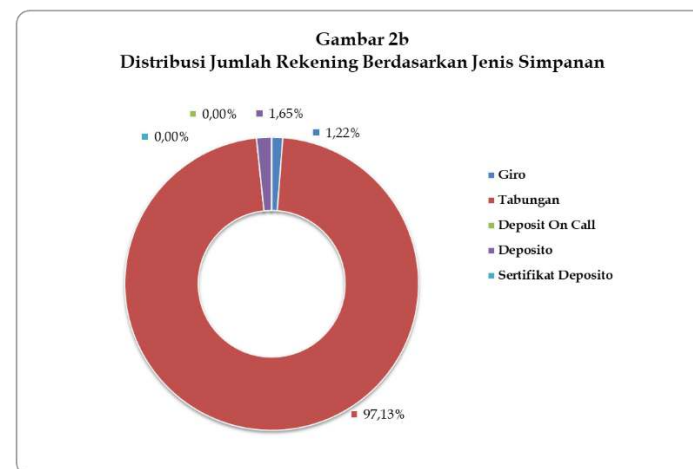
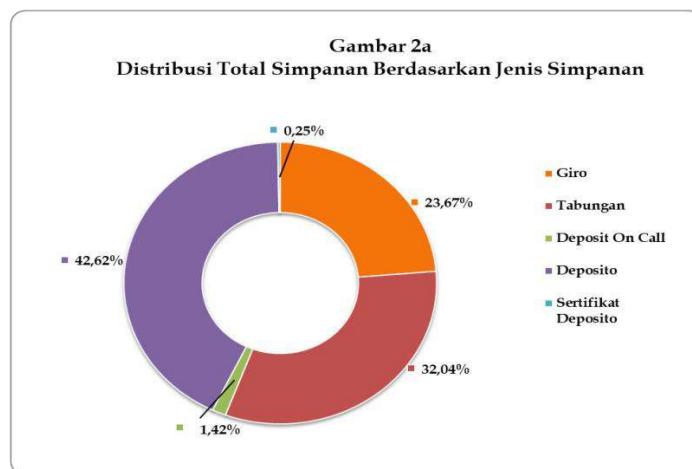
2. Distribusi Total Simpanan Dan Jumlah Rekening

2.1. Total Simpanan dan Jumlah Rekening Berdasarkan Jenis Simpanan

Tabel 2 Total Simpanan Berdasarkan Jenis Simpanan (Total Deposits by Type of Deposits) (Rp Miliar/Billion IDR)												
Jenis Simpanan (Type of Deposits)	November 2018				Desember 2018				Δ MoM			
	Rekening (Account)	%	Nominal (Nominal)	%	Rekening (Account)	%	Nominal (Nominal)	%	Δ Rekening (Δ Account)	%	Δ Nominal (Δ Nominal)	%
Giro (Demand Deposits)	3.360.072	1,24%	1.403.957	24,80%	3.345.165	1,22%	1.350.043	23,67%	-14.907	-0,44%	-53.914	-3,84%
Tabungan (Saving Account)	263.791.431	97,10%	1.742.510	30,70%	267.853.599	97,13%	1.827.638	32,04%	4.062.168	1,54%	85.128	4,89%
Deposit on Call	5.483	0,00%	92.874	1,60%	6.517	0,00%	81.051	1,42%	1.034	18,86%	-11.823	-12,73%
Deposito (Time Deposits)	4.515.615	1,66%	2.417.420	42,60%	4.558.485	1,65%	2.431.445	42,62%	42.870	0,95%	14.025	0,58%
Sertifikat Deposito (Certificate of Time Deposits)	258	0,00%	14.291	0,30%	271	0,00%	14.252	0,25%	13	5,04%	-39	-0,28%
Total	271.672.859	100,00%	5.671.052	100,00%	275.764.037	100,00%	5.704.429	100,00%	4.091.178	1,51%	33.377	0,59%

Keterangan: Persentase simpanan pada masing-masing jenis simpanan merupakan persentase terhadap total simpanan

2.1.1. Distribusi Total Simpanan dan Jumlah Rekening Berdasarkan Jenis Simpanan Periode Desember 2018



2.2. Total Simpanan dan Jumlah Rekening Berdasarkan Kepemilikan Simpanan

Tabel 3 Total Simpanan Berdasarkan Kepemilikan Simpanan (Total Deposits by Ownership of Deposits) (Rp Miliar/Billion IDR)												
Kepemilikan Simpanan (Ownership of Deposits)	November 2018				Desember 2018				Δ MoM			
	Rekening (Account)	%	Nominal (Nominal)	%	Rekening (Account)	%	Nominal (Nominal)	%	Δ Rekening (Δ Account)	%	Δ Nominal (Δ Nominal)	%
Dana Pihak Ketiga (Third Party-Fund)	271.647.097	99,99%	5.559.979	98,04%	275.738.264	99,99%	5.617.509	98,48%	4.091.167	1,51%	57.530	1,03%
Simpanan Dari Bank Lain (Funds From Other Bank)	25.762	0,01%	111.073	1,96%	25.773	0,01%	86.920	1,52%	11	0,04%	-24.153	-21,74%
Total	271.672.859	100,00%	5.671.052	100,00%	275.764.037	100,00%	5.704.429	100,00%	4.091.178	1,51%	33.377	0,59%

Keterangan: Persentase simpanan pada masing-masing jenis simpanan merupakan persentase terhadap total simpanan

2.3. Total Simpanan dan Jumlah Rekening Berdasarkan Jenis Usaha

Tabel 4 Total Simpanan Berdasarkan Jenis Usaha Bank (Total Deposits by Type of Business Banks) (Rp Miliar/Billion IDR)												
Jenis Usaha (Type of Business Banks)	November 2018				Desember 2018				Δ MoM			
	Rekening (Account)	%	Nominal (Nominal)	%	Rekening (Account)	%	Nominal (Nominal)	%	Δ Rekening (Δ Account)	%	Δ Nominal (Δ Nominal)	%
Konvensional (Conventional)	247.566.046	91,13%	5.418.527	95,55%	251.398.114	91,16%	5.444.669	95,45%	3.832.068	1,55%	26.142	0,48%
Syariah (Sharia)	24.106.813	8,87%	252.525	4,45%	24.365.923	8,84%	259.761	4,55%	259.110	1,07%	7.235	2,87%
Total	271.672.859	100,00%	5.671.052	100,00%	275.764.037	100,00%	5.704.429	100,00%	4.091.178	1,51%	33.377	0,59%

Keterangan: Persentase simpanan pada masing-masing jenis simpanan merupakan persentase terhadap total simpanan

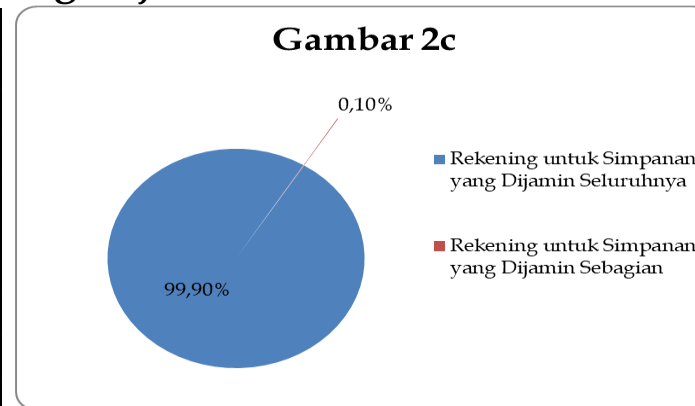
2.4. Total Simpanan dan Jumlah Rekening Berdasarkan Tiering Nominal dan Simpanan Yang Dijamin

Tabel 5 Total Simpanan Berdasarkan Tiering Nominal (Total Deposits by Tiering of Nominal) (Rp Miliar/Billion IDR)												
Tiering Nominal (Tiering of Nominal)	November 2018				Desember 2018				Δ MoM			
	Rekening (Account)	%	Nominal (Nominal)	%	Rekening (Account)	%	Nominal (Nominal)	%	Δ Rekening (Δ Account)	%	Δ Nominal (Δ Nominal)	%
N ≤ 100 Jt	266.711.246	98,18%	808.547	14,25%	270.632.711	98,14%	837.527	14,67%	3.921.465	1,47%	28.980	3,58%
100 Jt < N ≤ 200 Jt	2.282.973	0,84%	320.617	5,65%	2.359.266	0,86%	331.262	5,81%	76.293	3,34%	10.645	3,32%
200 Jt < N ≤ 500 Jt	1.557.037	0,57%	500.493	8,83%	1.607.750	0,58%	516.627	9,06%	50.713	3,26%	16.134	3,22%
500 Jt < N ≤ 1 M	596.875	0,22%	433.715	7,65%	622.553	0,23%	452.856	7,94%	25.678	4,30%	19.141	4,41%
1 M < N ≤ 2 M	267.350	0,10%	382.278	6,74%	275.815	0,10%	394.758	6,92%	8.465	3,17%	12.480	3,26%
2 M < N ≤ 5 M	163.912	0,06%	513.601	9,06%	170.466	0,06%	533.755	9,36%	6.554	4,00%	20.154	3,92%
N > 5 M	93.466	0,03%	2.711.801	47,82%	95.476	0,03%	2.637.644	46,24%	2.010	2,15%	-74.157	-2,73%
Total	271.672.859	100,00%	5.671.052	100,00%	275.764.037	100,00%	5.704.429	100,00%	4.091.178	1,51%	33.377	0,59%

Keterangan: Persentase simpanan pada masing-masing jenis simpanan merupakan persentase terhadap total simpanan

2.4.1. Distribusi Jumlah Rekening Berdasarkan Rekening yang Dijamin

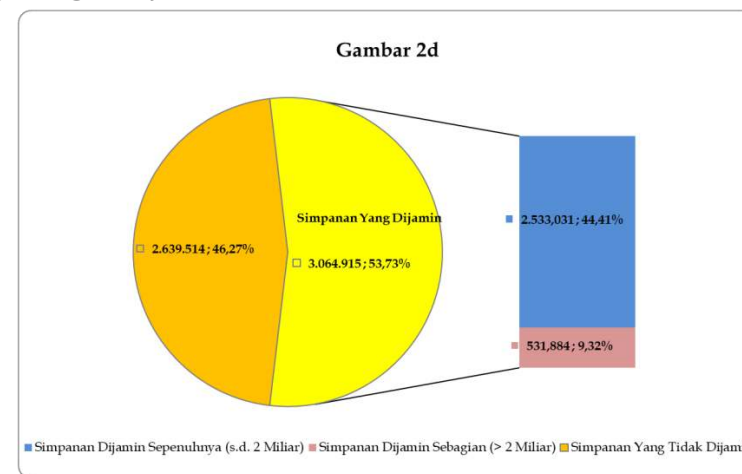
Tabel 6 Distribusi Rekening berdasarkan Rekening Yang Dijamin (Distribution of Accounts by Insured Accounts) Dec-18			
Keterangan	Nominal Simpanan	Jumlah Rekening	%
Rekening untuk Simpanan yang Dijamin Seluruhnya	≤ 2 Miliar	275.498.095	99,90%
Rekening untuk Simpanan yang Dijamin Sebagian	> 2 Miliar	265.942	0,10%
Total Rekening		275.764.037	100,00%



Gambar 2c Distribusi Jumlah Rekening Berdasarkan Rekening Yang Dijamin Desember 2018

2.4.2. Distribusi Total Simpanan Berdasarkan Simpanan yang Dijamin

Tabel 7 Distribusi Simpanan Berdasarkan Simpanan Yang Dijamin (Distribution of Deposits by Insured Deposits) (Rp Miliar/Billion IDR) Dec-18			
Keterangan	Nominal Simpanan	Total Nominal	%
Simpanan Dijamin Sepenuhnya	≤ 2 Miliar	2.533.031	44,41%
Simpanan Dijamin Sebagian	> 2 Miliar	531.884	9,32%
Subtotal Simpanan Dijamin		3.064.915	53,73%
Simpanan Tidak Dijamin	> 2 Miliar	2.639.514	46,27%
Subtotal Simpanan Tidak Dijamin		2.639.514	
Total		5.704.429	100,00%



Gambar 2d Distribusi Total Simpanan Berdasarkan Simpanan Yang Dijamin Desember 2018 (Rp Miliar)

2.5. Total Simpanan dan Jumlah Rekening Berdasarkan Kepemilikan Bank

Tabel 8 Total Simpanan Berdasarkan Kepemilikan Bank (Total Deposits by Group of Banks) (Rp Miliar/Billion IDR)																
Kepemilikan Bank (Group of Banks)	November 2018					Desember 2018					Δ MoM					
	Jumlah Bank (Number of Banks)	Rekening (Account)	%	Nominal (Nominal)	%	Jumlah Bank (Number of Banks)	Rekening (Account)	%	Nominal (Nominal)	%	Δ Jumlah Bank (Δ Number of Banks)	%	Δ Rekening (Δ Account)	%	Δ Nominal (Δ Nominal)	%
Pemerintah (State Banks)	4	170.572.269	62,79%	2.368.123	41,76%	4	174.166.344	63,17%	2.422.709	42,47%	0	0,00%	3.594.075	2,11%	54.585	2,30%
BPD (Regional Government Banks)	26	32.583.980	11,99%	536.679	9,46%	26	32.991.925	11,96%	480.009	8,41%	0	0,00%	407.945	1,25%	-56.670	-10,56%
Swasta Nasional (Private National Banks)	63	67.517.073	24,85%	2.363.619	41,68%	63	67.586.330	24,51%	2.404.709	42,16%	0	0,00%	69.257	0,10%	41.090	1,74%
Campuran (Joint Banks)	13	766.512	0,28%	202.361	3,57%	13	785.776	0,28%	207.964	3,65%	0	0,00%	19.264	2,51%	5.603	2,77%
Asing (Foreign Banks)	9	233.025	0,09%	200.270	3,53%	9	233.662	0,08%	189.038	3,31%	0	0,00%	637	0,27%	-11.232	-5,61%
Total	115	271.672.859	100,00%	5.671.052	100,00%	115	275.764.037	100,00%	5.704.429	100,00%	0	0,00%	4.091.178	1,51%	33.377	0,59%

Keterangan: Persentase simpanan pada masing-masing jenis simpanan merupakan persentase terhadap total simpanan

2.6. Total Simpanan dan Jumlah Rekening Berdasarkan Valuta

Tabel 9 Total Simpanan Berdasarkan Valuta (Total Deposits by Currency) (Rp Miliar/Billion IDR)													
Jenis Simpanan (Type of Deposits)	November 2018				Desember 2018				Δ MoM				
	Rekening (Account)	%	Nominal (Nominal)	%	Rekening (Account)	%	Nominal (Nominal)	%	Δ Rekening (Δ Account)	%	Δ Nominal (Δ Nominal)	%	
Rupiah (IDR)	270.595.744	99,60%	4.808.653	84,79%	274.683.825	99,61%	4.900.654	85,91%	4.088.081	1,51%	92.001	1,91%	
Valas (Currency)	1.077.115	0,40%	862.399	15,21%	1.080.212	0,39%	803.775	14,09%	3.097	0,29%	-58.624	-6,80%	
Total	271.672.859	100,00%	5.671.052	100,00%	275.764.037	100,00%	5.704.429	100,00%	4.091.178	1,51%	33.377	0,59%	

Keterangan: Persentase simpanan pada masing-masing jenis simpanan merupakan persentase terhadap total simpanan

Lampiran (Periode Desember 2018)

Lampiran 1

Pertumbuhan Simpanan dan Jumlah Rekening Selama 5 Tahun (YoY)

Tabel 1.1						
Pertumbuhan Total Simpanan dan Jumlah Rekening (Growth of Total Deposits and The Number of Accounts) Year on Year (YoY)						
Tahun	Rekening	Nominal (Rp Miliar)	Rekening		Nominal	
			Δ	% Δ	Δ (Rp Miliar)	% Δ
2013	147,626,510	3,706,609	27,708,580	23.11%	429,455	13.10%
2014	160,881,757	4,168,558	13,255,247	8.98%	461,949	12.46%
2015	175,501,915	4,473,772	14,620,158	9.09%	305,214	7.32%
2016	199,301,222	4,900,193	23,799,307	13.56%	426,421	9.53%
2017	242,396,164	5,363,316	43,094,942	21.62%	463,123	9.45%
2018	275,764,037	5,704,429	33,367,873	13.77%	341,113	6.36%

Keterangan : Data Year on Year (YoY) per 31 Desember

Lampiran 2

Total Simpanan dan Jumlah Rekening Berdasarkan Kepemilikan Simpanan, Jenis Simpanan dan Valuta

Total Simpanan Berdasarkan Kepemilikan Simpanan, Jenis Simpanan dan Valuta (Total Deposits by Ownership of Deposits, Type of Deposits and Currency) (Rp Miliar/Billion IDR)												
Jenis Simpanan (Type of Deposits)	Dana Pihak Ketiga				Simpanan Dari Bank Lain				Total			
	Rekening (Account)	%	Nominal (Nominal)	%	Rekening (Account)	%	Nominal (Nominal)	%	Rekening (Account)	%	Nominal (Nominal)	%
Giro (Demand Deposit)	3.334.809	1,21%	1.307.102	23,27%	10.356	40,17%	42.941	49,40%	3.345.165	1,22%	1.350.043	23,67%
Rupiah (IDR)	3.156.520	94,65%	996.481	76,24%	9.978	96,35%	32.508	75,70%	3.166.498	94,66%	1.028.989	76,22%
Valas (Currency)	178.289	5,35%	310.621	23,76%	378	3,65%	10.433	24,30%	178.667	5,34%	321.054	23,78%
Tabungan (Saving Account)	267.846.931	97,14%	1.823.012	32,45%	6.668	25,87%	4.626	5,32%	267.853.599	97,13%	1.827.638	32,05%
Rupiah (IDR)	267.138.193	99,74%	1.690.266	92,72%	6.656	99,82%	4.595	99,32%	267.144.849	99,74%	1.694.861	92,74%
Valas (Currency)	708.738	0,26%	132.746	7,28%	12	0,18%	31	0,68%	708.750	0,26%	132.777	7,26%
Deposit on Call	6.384	0,00%	69.451	1,24%	133	0,52%	11.600	13,35%	6.517	0,00%	81.051	1,42%
Rupiah (IDR)	6.128	95,99%	60.606	87,26%	133	100,00%	11.600	100,00%	6.261	96,07%	72.206	89,09%
Valas (Currency)	256	4,01%	8.845	12,74%	-	0,00%	-	0,00%	256	3,93%	8.845	10,91%
Deposito (Time Deposits)	4.550.025	1,65%	2.416.061	43,01%	8.460	32,83%	15.384	17,70%	4.558.485	1,65%	2.431.445	42,62%
Rupiah (IDR)	4.357.492	95,77%	2.075.664	85,91%	8.454	99,93%	14.682	95,44%	4.365.946	95,78%	2.090.346	85,97%
Valas (Currency)	192.533	4,23%	340.397	14,09%	6	0,07%	702	4,56%	192.539	4,22%	341.099	14,03%
Sertifikat Deposito (Certificate of Time Deposits)	115	0,00%	1.883	0,03%	156	0,61%	12.369	14,23%	271	0,00%	14.252	0,24%
Rupiah (IDR)	115	100,00%	1.883	100,00%	156	100,00%	12.369	100,00%	271	100,00%	14.252	100,00%
Valas (Currency)	0	0,00%	0	0,00%	0	0,00%	0	0,00%	0	0,00%	0	0,00%
Total	275.738.264	100,00%	5.617.509	100,00%	25.773	100,00%	86.920	100,00%	275.764.037	100,00%	5.704.429	100,00%
Rupiah (IDR)	274.658.448	99,61%	4.824.900	85,89%	25.377	98,46%	75.754	87,15%	274.683.825	99,61%	4.900.654	85,91%
Valas (Currency)	1.079.816	0,39%	792.609	14,11%	396	1,54%	11.166	12,85%	1.080.212	0,39%	803.775	14,09%

Lampiran 3

Total Simpanan dan Jumlah Rekening Berdasarkan Kepemilikan Simpanan, Tiering Nominal dan Valuta

Tabel 5 Total Simpanan Berdasarkan Segmen Nominal dan Valuta (Total Deposits by Nominal Segmentation and Foreign Exchange) (Rp Miliar/Billion IDR)												
Nominal Simpanan (Nominal of Deposits)	November-18				Desember-18				Δ			
	Rekening (Account)	%	Nominal (Nominal)	%	Rekening (Account)	%	Nominal (Nominal)	%	Δ Rekening (Δ Account)	%	Δ Nominal (Δ Nominal)	%
N ≤ 100 Jt	266.711.246	98,18%	808.547	14,25%	270.632.711	98,14%	837.527	14,67%	3.921.465	1,47%	28.980	3,58%
Rupiah (IDR)	265.928.578	99,71%	794.383	98,25%	269.844.918	99,71%	823.310	98,30%	3.916.340	1,47%	28.927	3,64%
Valas (Foreign Exchange)	782.668	0,29%	14.164	1,75%	787.793	0,29%	14.217	1,70%	5.125	0,65%	53	0,38%
100 Jt < N ≤ 200 Jt	2.282.973	0,84%	320.617	5,65%	2.359.266	0,86%	331.262	5,81%	76.293	3,34%	10.645	3,32%
Rupiah (IDR)	2.181.666	95,56%	306.252	95,52%	2.258.812	95,74%	317.003	95,70%	77.146	3,54%	10.751	3,51%
Valas (Foreign Exchange)	101.307	4,44%	14.365	4,48%	100.454	4,26%	14.259	4,30%	-853	-0,84%	-106	-0,74%
200 Jt < N ≤ 500 Jt	1.557.037	0,57%	500.493	8,83%	1.607.750	0,58%	516.627	9,06%	50.713	3,26%	16.134	3,22%
Rupiah (IDR)	1.463.365	93,98%	470.924	94,09%	1.514.640	94,21%	487.216	94,31%	51.275	3,50%	16.292	3,46%
Valas (Foreign Exchange)	93.672	6,02%	29.569	5,91%	93.110	5,79%	29.411	5,69%	-562	-0,60%	-158	-0,53%
500 Jt < N ≤ 1 M	596.875	0,22%	433.715	7,65%	622.553	0,23%	452.856	7,94%	25.678	4,30%	19.141	4,41%
Rupiah (IDR)	553.813	92,79%	403.812	93,11%	579.582	93,10%	422.983	93,40%	25.769	4,65%	19.171	4,75%
Valas (Foreign Exchange)	43.062	7,21%	29.903	6,89%	42.971	6,90%	29.873	6,60%	-91	-0,21%	-30	-0,10%
1 M < N ≤ 2 M	267.350	0,10%	382.278	6,74%	275.815	0,10%	394.758	6,92%	8.465	3,17%	12.480	3,26%
Rupiah (IDR)	242.542	90,72%	347.906	91,01%	251.202	91,08%	360.624	91,35%	8.660	3,57%	12.718	3,66%
Valas (Foreign Exchange)	24.808	9,28%	34.372	8,99%	24.613	8,92%	34.134	8,65%	-195	-0,79%	-238	-0,69%
2 M < N ≤ 5 M	163.912	0,06%	513.601	9,06%	170.466	0,06%	533.755	9,36%	6.554	4,00%	20.154	3,92%
Rupiah (IDR)	148.315	90,48%	465.682	90,67%	154.829	90,83%	485.595	90,98%	6.514	4,39%	19.913	4,28%
Valas (Foreign Exchange)	15.597	9,52%	47.919	9,33%	15.637	9,17%	48.160	9,02%	40	0,26%	241	0,50%
N > 5 M	93.466	0,03%	2.711.801	47,82%	95.476	0,03%	2.637.644	46,24%	2.010	2,15%	-74.157	-2,73%
Rupiah (IDR)	77.465	82,88%	2.019.693	74,48%	79.842	83,63%	2.003.923	75,97%	2.377	3,07%	-15.770	-0,78%
Valas (Foreign Exchange)	16.001	17,12%	692.108	25,52%	15.634	16,37%	633.721	24,03%	-367	-2,29%	-58.387	-8,44%
Total	271.672.859	100,00%	5.671.052	99,99%	275.764.037	100,00%	5.704.429	100,00%	4.091.178	1,51%	33.377	0,59%
Rupiah (IDR)	270.595.744	99,60%	4.808.652	84,79%	274.683.825	99,61%	4.900.654	85,91%	4.088.081	1,51%	92.002	1,91%
Valas (Foreign Exchange)	1.077.115	0,40%	862.400	15,21%	1.080.212	0,39%	803.775	14,09%	3.097	0,29%	-58.625	-6,80%

Lampiran 4

Total Simpanan dan Jumlah Rekening Berdasarkan Kepemilikan Simpanan, Besaran Nilai Simpanan dan Valuta

Total Simpanan Berdasarkan Besaran Nilai Simpanan dan Valuta (Total Deposits by Nominal of Deposits and Currency) (Rp Miliar/Billion IDR)												
Nominal Simpanan (Nominal of Deposits)	Dana Pihak Ketiga				Simpanan Dari Bank Lain				Total			
	Rekening (Account)	%	Nominal (Nominal)	%	Rekening (Account)	%	Nominal (Nominal)	%	Rekening (Account)	%	Nominal (Nominal)	%
N ≤ 2 M	275.475.589	99,90%	2.524.563	44,94%	22.506	87,32%	8.467	9,74%	275.498.095	99,90%	2.533.030	43,65%
Rupiah (IDR)	274.426.857	99,62%	2.402.750	95,17%	22.297	99,07%	8.386	99,05%	274.449.154	99,61%	2.411.136	95,04%
Valas (Currency)	1.048.732	0,39%	121.813	4,83%	209	0,93%	81	0,96%	1.048.941	0,39%	121.894	4,96%
N > 2 M	262.675	0,10%	3.092.947	55,06%	3.267	12,68%	78.453	90,26%	265.942	0,10%	3.171.399	56,35%
Rupiah (IDR)	231.591	87,88%	2.422.150	78,31%	3.080	94,28%	67.368	85,87%	234.671	87,95%	2.489.518	79,57%
Valas (Currency)	31.084	12,12%	670.796	21,69%	187	5,72%	11.085	14,13%	31.271	12,05%	681.881	20,43%
Total	275.738.264	100,00%	5.617.510	100,00%	25.773	100,00%	86.919	100,00%	275.764.037	100,00%	5.704.429	100,00%
Rupiah (IDR)	274.658.448	99,60%	4.824.901	85,89%	25.377	98,46%	75.754	87,15%	274.683.825	99,60%	4.900.655	86,32%
Valas (Currency)	1.079.816	0,40%	792.608	14,11%	396	1,54%	11.166	12,85%	1.080.212	0,40%	803.774	13,68%

Lampiran 5

Total Simpanan dan Jumlah Rekening Yang Dijamin Berdasarkan Kepemilikan Simpanan, Simpanan yang Dijamin dan Valuta

Total Simpanan Berdasarkan Simpanan Yang Dijamin dan Valuta (Total Deposits by Insured Deposits and Currency) (Rp Miliar/Billion IDR)												
Nominal Simpanan (Nominal of Deposits)	Dana Pihak Ketiga				Simpanan Dari Bank Lain				Total			
	Rekening (Account)	%	Nominal (Nominal)	%	Rekening (Account)	%	Nominal (Nominal)	%	Rekening (Account)	%	Nominal (Nominal)	%
N ≤ 2 M (Dijamin Seluruhnya)	275.475.589	99,90%	2.524.563	82,77%	22.506	87,32%	8.468	57,26%	275.498.095	99,90%	2.533.031	82,67%
Rupiah (IDR)	274.426.857	99,62%	2.402.750	95,17%	22.297	99,07%	8.387	99,04%	274.449.154	99,62%	2.411.137	95,04%
Valas (Currency)	1.048.732	0,38%	121.813	4,83%	209	0,93%	81	0,96%	1.048.941	0,38%	121.894	4,96%
N > 2 M (Dijamin Sebagian)	262.675	0,10%	525.350	17,23%	3.267	12,68%	6.534	42,74%	265.942	0,10%	531.884	17,33%
Rupiah (IDR)	231.591	88,17%	463.182	88,17%	3.080	94,28%	6.160	93,39%	234.671	88,24%	469.342	87,95%
Valas (Currency)	31.084	11,83%	62.168	11,83%	187	5,72%	374	6,61%	31.271	11,76%	62.542	12,05%
Total	275.738.264	100,00%	3.049.913	100,00%	25.773	100,00%	15.002	100,00%	275.764.037	100,00%	3.064.915	100,00%
Rupiah (IDR)	274.658.448	99,61%	2.865.932	93,79%	25.377	98,46%	14.547	96,62%	274.683.825	99,61%	2.880.479	93,81%
Valas (Currency)	1.079.816	0,39%	183.981	6,21%	396	1,54%	455	3,38%	1.080.212	0,39%	184.436	6,19%

Lampiran 6

Total Simpanan dan Jumlah Rekening Berdasarkan Propinsi Posisi Per 31 Desember 2018

Total Simpanan Berdasarkan Propinsi <i>(Total Deposits by Provinces)</i>			
No	Propinsi	Rekening*)	Nominal*) (Rp Miliar)
1	Bali	758.917	33.831
2	Bengkulu	335.463	4.780
3	D.I. Aceh	1.544.582	18.415
4	D.I. Yogyakarta	807.390	8.929
5	DKI Jakarta	244.269.549	5.215.991
6	Jambi	565.344	7.037
7	Jawa Barat	5.137.665	96.812
8	Jawa Tengah	2.450.721	47.967
9	Jawa Timur	5.110.105	59.942
10	Kalimantan Barat	1.436.397	14.232
11	Kalimantan Selatan	478.850	10.238
12	Kalimantan Tengah	300.171	6.105
13	Kalimantan Timur	805.983	18.864
14	Lampung	918.691	4.638
15	Maluku	380.849	4.691
16	Nusa Tenggara Barat	852.780	5.444
17	Nusa Tenggara Timur	1.299.601	8.137
18	Papua	1.343.614	17.994
19	Riau	907.413	17.267
20	Sulawesi Selatan	624.033	13.350
21	Sulawesi Tengah	283.480	3.670
22	Sulawesi Tenggara	403.632	5.350
23	Sulawesi Utara	432.559	11.773
24	Sumatera Barat	1.624.954	18.342
25	Sumatera Selatan	1.028.881	20.077
26	Sumatera Utara	1.662.413	30.554
	Total	275.764.037	5.704.429

*) Total simpanan dan jumlah rekening merupakan simpanan dan rekening Bank Umum yang berkantor pusat di propinsi tersebut.