



LEMBAGA
PENJAMIN
SIMPANAN

Indonesia
Deposit
Insurance
Corporation

Distribusi Simpanan Bank Umum

Periode Agustus 2018



Transform to Excellence



KATA PENGANTAR

Distribusi Simpanan Bank Umum merupakan media informasi yang menyajikan data mengenai simpanan Bank Umum yang diterbitkan setiap bulan oleh Lembaga Penjamin Simpanan untuk memberikan informasi perkembangan simpanan perbankan khususnya Bank Umum.

Sehubungan dengan kebutuhan penyajian informasi data simpanan yang lebih mudah dipahami (*user friendly*), mulai bulan Januari 2018 LPS menyajikan Distribusi Simpanan Bank Umum dengan menggunakan format baru tanpa mengurangi esensi pada format sebelumnya.

Selanjutnya dalam rangka mempertimbangkan kebutuhan pembaca pada penggunaan Distribusi Simpanan Bank Umum, kami menerima masukan (saran dan kritik) terhadap format baru Distribusi Simpanan Bank Umum yang dapat disampaikan melalui *email* Group Penanganan Premi Penjaminan LPS yaitu penjaminan@lps.go.id.

DAFTAR ISI

Keterangan	4
1. Total Simpanan dan Jumlah Rekening	5
1.1. Total Simpanan dan Jumlah Rekening Pada Bank Umum	5
1.2. Pertumbuhan Total Simpanan dan Jumlah Rekening (MoM)	5
1.3. Pertumbuhan Simpanan dan Jumlah Rekening (YoY)	6
2. Distribusi Total Simpanan Dan Jumlah Rekening	7
2.1. Total Simpanan dan Jumlah Rekening Berdasarkan Jenis Simpanan	7
2.1.1. Distribusi Total Simpanan dan Jumlah Rekening Berdasarkan Jenis Simpanan	7
2.2. Total Simpanan dan Jumlah Rekening Berdasarkan Kepemilikan Simpanan	8
2.3. Total Simpanan dan Jumlah Rekening Berdasarkan Jenis Usaha	8
2.4. Total Simpanan dan Jumlah Rekening Berdasarkan Tiering Nominal dan Simpanan Yang Dijamin	9
2.4.1. Distribusi Jumlah Rekening Berdasarkan Rekening yang Dijamin	10
2.4.2. Distribusi Total Simpanan Berdasarkan Simpanan yang Dijamin	10
2.5. Total Simpanan dan Jumlah Rekening Berdasarkan Kepemilikan Bank	11
2.6. Total Simpanan dan Jumlah Rekening Berdasarkan Valuta	11
Lampiran	12
1. Lampiran 1: Pertumbuhan Simpanan dan Jumlah Rekening Selama 5 Tahun (YoY)	12
2. Lampiran 2: Total Simpanan dan Jumlah Rekening Berdasarkan Kepemilikan Simpanan, Jenis Simpanan dan Valuta	13
3. Lampiran 3: Total Simpanan dan Jumlah Rekening Berdasarkan Kepemilikan Simpanan, Tiering Nominal dan Valuta	14
4. Lampiran 4: Total Simpanan dan Jumlah Rekening Berdasarkan Kepemilikan Simpanan, Besaran Nilai Simpanan dan Valuta	15
5. Lampiran 5: Total Simpanan dan Jumlah Rekening Yang Dijamin Berdasarkan Kepemilikan Simpanan, Simpanan yang Dijamin dan Valuta	15

DAFTAR TABEL

Tabel 1	Total Simpanan dan Jumlah Rekening Pada Bank Umum	5
Tabel 2	Total Simpanan dan Jumlah Rekening Berdasarkan Jenis Simpanan	7
Tabel 3	Total Simpanan dan Jumlah Rekening Berdasarkan Kepemilikan Simpanan	8
Tabel 4	Total Simpanan dan Jumlah Rekening Berdasarkan Jenis Usaha	8
Tabel 5	Total Simpanan dan Jumlah Rekening Berdasarkan Tiering Nominal dan Simpanan Yang Dijamin	9
Tabel 6	Distribusi Jumlah Rekening Berdasarkan Rekening yang Dijamin	10
Tabel 7	Distribusi Total Simpanan Berdasarkan Simpanan yang Dijamin	10
Tabel 8	Total Simpanan dan Jumlah Rekening Berdasarkan Kepemilikan Bank	11
Tabel 9	Total Simpanan dan Jumlah Rekening Berdasarkan Valuta	11

DAFTAR GAMBAR

Gambar 1a	Pertumbuhan Total Simpanan dan Jumlah Rekening (MoM)	5
Gambar 1b	Pertumbuhan Simpanan dan Jumlah Rekening (YoY)	6
Gambar 2a	Distribusi Total Simpanan Berdasarkan Jenis Simpanan	7
Gambar 2b	Distribusi Jumlah Rekening Berdasarkan Jenis Simpanan	7
Gambar 2c	Distribusi Jumlah Rekening Berdasarkan Rekening yang Dijamin	10
Gambar 2d	Distribusi Total Simpanan Berdasarkan Simpanan yang Dijamin	10

KETERANGAN

Sumber Data

Laporan Posisi Simpanan yang disampaikan oleh 115 bank umum kepada Lembaga Penjamin Simpanan yang terdiri dari 101 Bank Umum Konvensional dan 14 Bank Umum Syariah.

Definisi

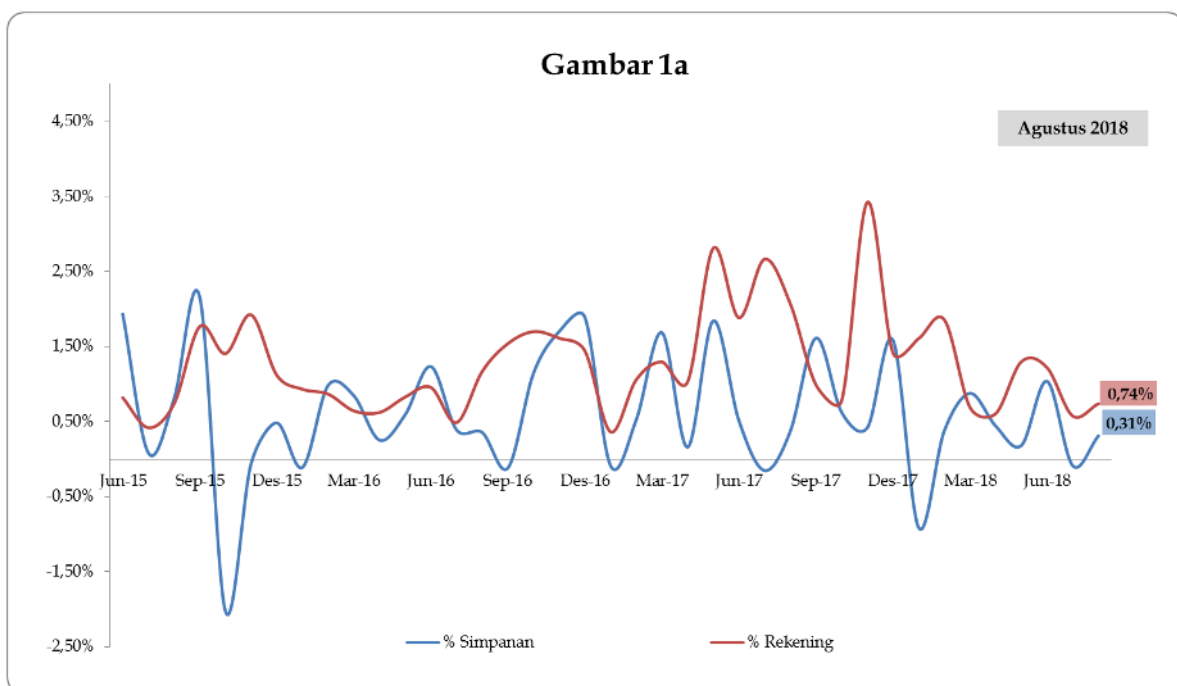
1. Simpanan meliputi dana pihak ketiga dan simpanan dari bank lain.
2. Simpanan Yang Dijamin meliputi:
 - a. seluruh simpanan dengan nominal sampai dengan Rp2 miliar;
 - b. porsi simpanan yang dijamin (Rp2 miliar) dari seluruh simpanan dengan nominal di atas Rp2 miliar.
3. Besaran Nilai Simpanan Yang Dijamin adalah Rp2 miliar per nasabah per bank sebagaimana diatur dalam Peraturan Pemerintah No. 66 Tahun 2008.

1. Total Simpanan dan Jumlah Rekening

1.1. Tabel Total Simpanan dan Jumlah Rekening Pada Bank Umum

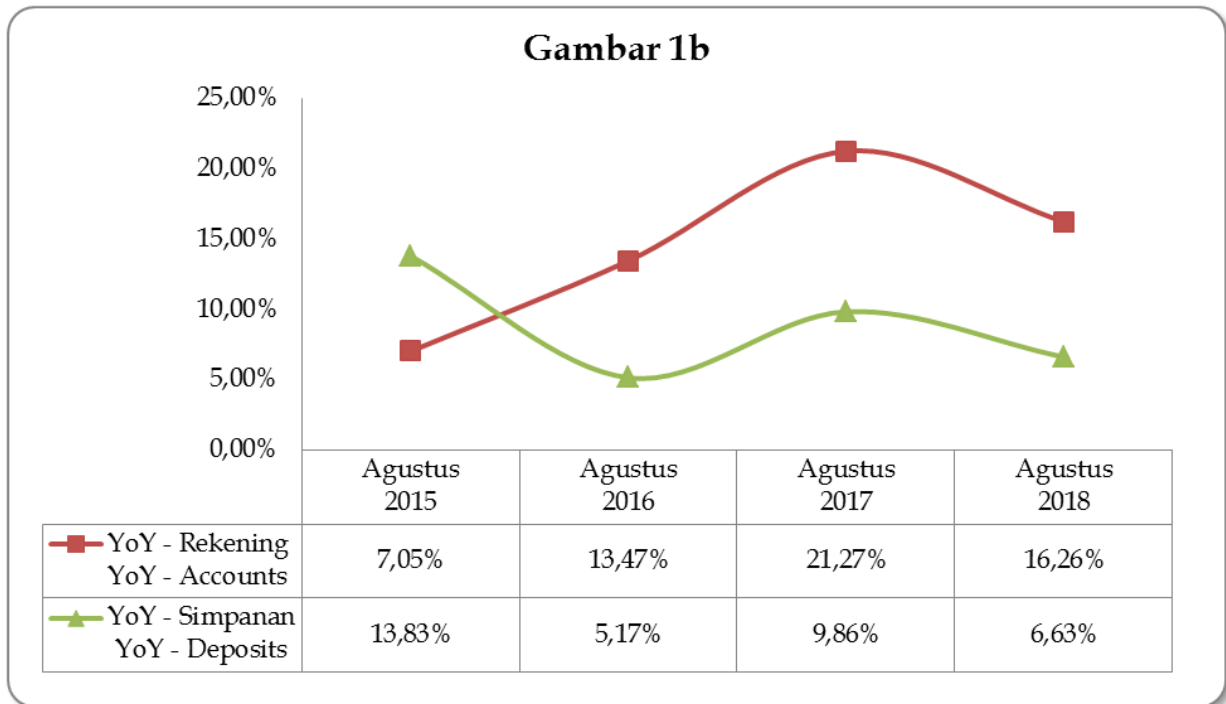
Tabel 1										
Total Simpanan dan Jumlah Rekening (Total Deposits and Number of Accounts) (Rp Miliar/Billion IDR)										
Bulan (Month)	2014		2015		2016		2017		2018	
	Rekening (Account)	Nominal (Nominal)	Rekening (Account)	Nominal (Nominal)	Rekening (Account)	Nominal (Nominal)	Rekening (Account)	Nominal (Nominal)	Rekening (Account)	Nominal (Nominal)
Januari	149.530.751	3.637.382	161.428.538	4.168.841	177.136.748	4.468.853	200.026.990	4.895.913	246.293.377	5.314.320
Februari	150.736.550	3.651.574	162.168.106	4.222.482	178.672.163	4.512.751	202.143.418	4.921.567	250.866.218	5.334.452
Maret	148.368.994	3.671.553	163.591.483	4.279.063	179.821.572	4.550.903	204.761.849	5.004.481	252.591.551	5.381.240
April	150.569.713	3.749.915	161.703.787	4.305.689	180.940.098	4.562.444	206.867.345	5.012.485	254.122.064	5.404.986
Mei	151.524.434	3.822.525	161.794.457	4.327.966	182.436.133	4.589.454	212.680.824	5.104.851	257.422.590	5.414.857
Juni	152.378.966	3.889.318	163.120.385	4.411.687	184.178.757	4.646.114	216.688.379	5.131.044	260.561.206	5.471.010
Juli	152.859.205	3.828.767	163.802.232	4.415.321	185.076.038	4.664.250	222.462.654	5.123.267	262.058.775	5.466.249
Agustus	154.140.288	3.910.281	165.008.226	4.450.891	187.238.755	4.680.848	227.069.520	5.142.246	263.996.187	5.483.210
September	155.974.513	4.062.918	167.924.825	4.546.948	190.121.455	4.675.317	229.315.700	5.225.164		
Oktober	157.829.886	4.084.023	170.285.831	4.454.886	193.352.001	4.728.887	231.101.840	5.257.690		
November	159.273.484	4.124.111	173.560.667	4.452.219	196.468.148	4.809.306	239.012.333	5.279.734		
Desember	160.881.757	4.168.558	175.501.915	4.473.772	199.301.222	4.900.193	242.396.164	5.363.316		

1.2. Pertumbuhan Total Simpanan dan Jumlah Rekening (MoM)



Gambar 1a Pertumbuhan Total Simpanan dan Jumlah Rekening (MoM)

1.3. Pertumbuhan Total Simpanan dan Jumlah Rekening (YoY)



Gambar 1b Pertumbuhan Total Simpanan dan Jumlah Rekening (YoY)

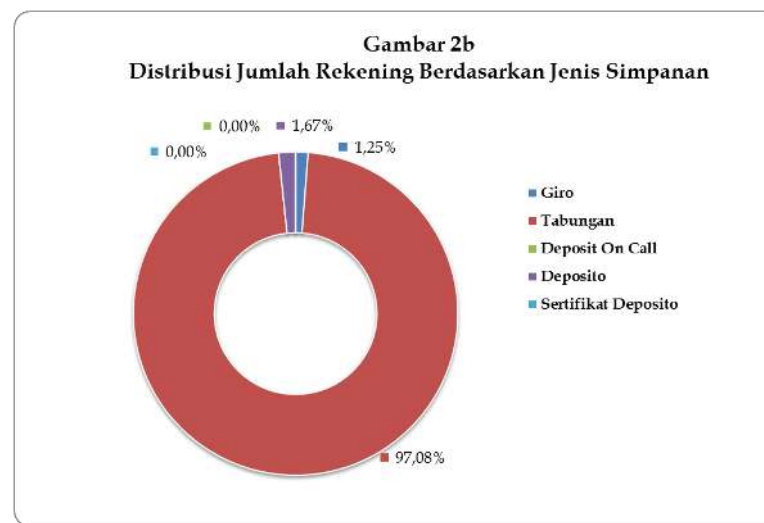
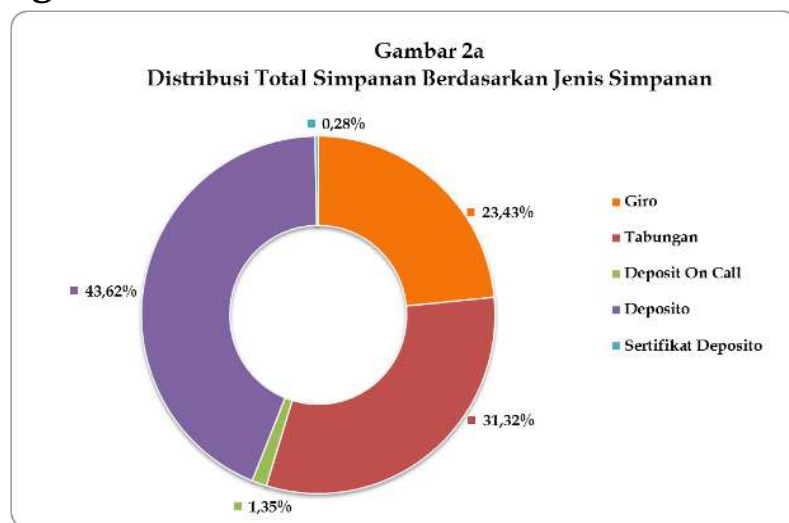
2. Distribusi Total Simpanan Dan Jumlah Rekening

2.1. Total Simpanan dan Jumlah Rekening Berdasarkan Jenis Simpanan

Tabel 2 Total Simpanan Berdasarkan Jenis Simpanan (Total Deposits by Type of Deposits) (Rp Miliar/Billion IDR)												
Jenis Simpanan (Type of Deposits)	Juli 2018				Agustus 2018				Δ MoM			
	Rekening (Account)	%	Nominal (Nominal)	%	Rekening (Account)	%	Nominal (Nominal)	%	Δ Rekening (Δ Account)	%	Δ Nominal (Δ Nominal)	%
Giro (Demand Deposits)	3,253,674	1.20%	1,306,117	23.89%	3,272,293	1.25%	1,284,955	23.43%	18,619	0.57%	(21,162)	-1.62%
Tabungan (Saving Account)	254,404,727	97.10%	1,720,564	31.48%	256,297,780	97.08%	1,717,127	31.32%	1,893,053	0.74%	(3,437)	-0.20%
Deposit on Call	5,085	0.00%	69,332	1.27%	5,352	0.00%	74,108	1.35%	267	5.25%	4,776	6.89%
Deposito (Time Deposits)	4,395,038	1.70%	2,354,383	43.07%	4,420,538	1.67%	2,391,685	43.62%	25,500	0.58%	37,302	1.58%
Sertifikat Deposito (Certificate of Time Deposits)	251	0.00%	15,853	0.29%	224	0.00%	15,335	0.28%	(27)	-10.76%	(518)	-3.27%
Total	262,058,775	100.00%	5,466,249	100.00%	263,996,187	100.00%	5,483,210	100.00%	1,937,412	0.74%	16,961	0.31%

Keterangan: Persentase simpanan pada masing-masing jenis simpanan merupakan persentase terhadap total simpanan

2.1.1. Distribusi Total Simpanan dan Jumlah Rekening Berdasarkan Jenis Simpanan Periode Agustus 2018



2.2. Total Simpanan dan Jumlah Rekening Berdasarkan Kepemilikan Simpanan

Tabel 3 Total Simpanan Berdasarkan Kepemilikan Simpanan (Total Deposits by Ownership of Deposits) (Rp Miliar/Billion IDR)												
Kepemilikan Simpanan (Ownership of Deposits)	Juli 2018				Agustus 2018				Δ MoM			
	Rekening (Account)	%	Nominal (Nominal)	%	Rekening (Account)	%	Nominal (Nominal)	%	Δ Rekening (Δ Account)	%	Δ Nominal (Δ Nominal)	%
Dana Pihak Ketiga (Third Party-Fund)	262.033.507	99,99%	5.365.850	98,16%	263.970.659	99,99%	5.386.162	98,23%	1.937.152	0,74%	20.312	0,38%
Simpanan Dari Bank Lain (Funds From Other Bank)	25.268	0,01%	100.399	1,84%	25.528	0,01%	97.048	1,77%	260	1,03%	(3.351)	-3,34%
Total	262.058.775	100,00%	5.466.249	100,00%	263.996.187	100,00%	5.483.210	100,00%	1.937.412	0,74%	16.961	0,31%

Keterangan: Persentase simpanan pada masing-masing jenis simpanan merupakan persentase terhadap total simpanan

2.3. Total Simpanan dan Jumlah Rekening Berdasarkan Jenis Usaha

Tabel 4 Total Simpanan Berdasarkan Jenis Usaha Bank (Total Deposits by Type of Business Banks) (Rp Miliar/Billion IDR)												
Jenis Usaha (Type of Business Banks)	Juli 2018				Agustus 2018				Δ MoM			
	Rekening (Account)	%	Nominal (Nominal)	%	Rekening (Account)	%	Nominal (Nominal)	%	Δ Rekening (Δ Account)	%	Δ Nominal (Δ Nominal)	%
Konvensional (Conventional)	239.130.264	91,25%	5.223.374	95,56%	240.341.579	91,04%	5.234.059	95,46%	1.211.315	0,51%	10.686	0,20%
Syariah (Sharia)	22.928.511	8,75%	242.875	4,44%	23.654.608	8,96%	249.150	4,54%	726.097	3,17%	6.275	2,58%
Total	262.058.775	100,00%	5.466.249	100,00%	263.996.187	100,00%	5.483.210	100,00%	1.937.412	0,74%	16.961	0,31%

Keterangan: Persentase simpanan pada masing-masing jenis simpanan merupakan persentase terhadap total simpanan

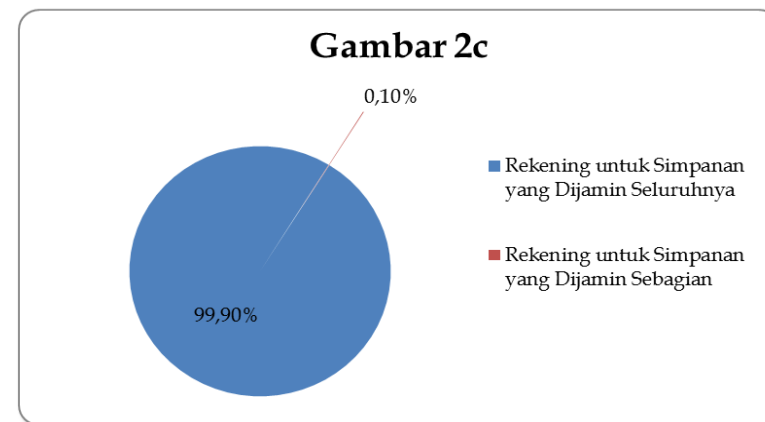
2.4. Total Simpanan dan Jumlah Rekening Berdasarkan Tiering Nominal dan Simpanan Yang Dijamin

Tabel 5 Total Simpanan Berdasarkan Tiering Nominal (Total Deposits by Tiering of Nominal) (Rp Miliar/Billion IDR)												
Tiering Nominal (Tiering of Nominal)	Juli 2018				Agustus 2018				Δ MoM			
	Rekening (Account)	%	Nominal (Nominal)	%	Rekening (Account)	%	Nominal (Nominal)	%	Δ Rekening (Δ Account)	%	Δ Nominal (Δ Nominal)	%
N ≤ 100 Jt	257.187.244	98,15%	796.339	14,56%	259.103.520	98,16%	797.363	14,54%	1.916.276	0,75%	1.024	0,13%
100 Jt < N ≤ 200 Jt	2.229.768	0,85%	313.286	5,73%	2.248.906	0,85%	315.939	5,76%	19.138	0,86%	2.652	0,85%
200 Jt < N ≤ 500 Jt	1.532.242	0,58%	492.819	9,02%	1.533.648	0,58%	493.142	8,99%	1.406	0,09%	323	0,07%
500 Jt < N ≤ 1 M	592.328	0,23%	430.674	7,88%	592.766	0,22%	431.500	7,87%	438	0,07%	826	0,19%
1 M < N ≤ 2 M	264.624	0,10%	377.637	6,91%	264.995	0,10%	378.750	6,91%	371	0,14%	1.113	0,29%
2 M < N ≤ 5 M	161.445	0,06%	505.430	9,25%	161.059	0,06%	504.807	9,21%	(386)	-0,24%	(623)	-0,12%
N > 5 M	91.124	0,03%	2.550.064	46,65%	91.293	0,03%	2.561.709	46,72%	169	0,19%	11.645	0,46%
Total	262.058.775	100,00%	5.466.249	100,00%	263.996.187	100,00%	5.483.210	100,00%	1.937.412	0,74%	16.961	0,31%

Keterangan: Persentase simpanan pada masing-masing jenis simpanan merupakan persentase terhadap total simpanan

2.4.1. Distribusi Jumlah Rekening Berdasarkan Rekening yang Dijamin

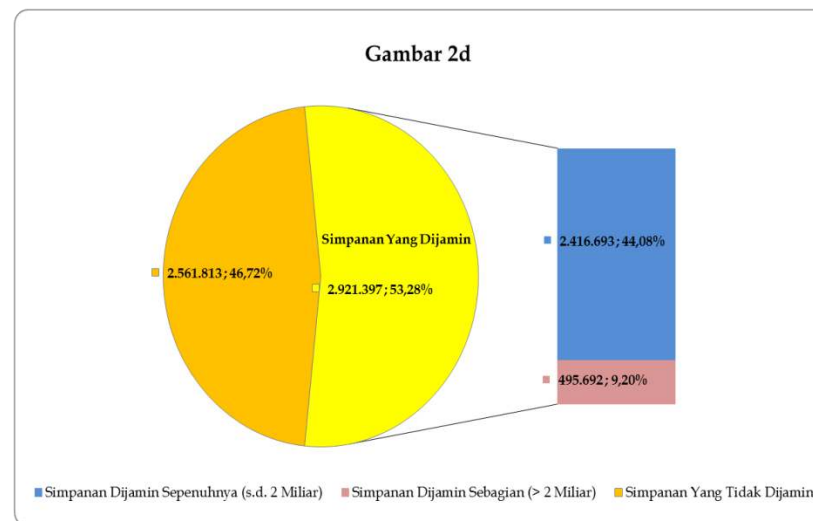
Tabel 6 Distribusi Rekening berdasarkan Rekening Yang Dijamin (Distribution of Accounts by Insured Accounts) Agustus 2018			
Keterangan	Nominal Simpanan	Jumlah Rekening	%
Rekening untuk Simpanan yang Dijamin Seluruhnya	≤ 2 Miliar	263.743.835	99,90%
Rekening untuk Simpanan yang Dijamin Sebagian	> 2 Miliar	252.352	0,10%
Total Rekening		263.996.187	100,00%



Gambar 2c Distribusi Jumlah Rekening Berdasarkan Rekening Yang Dijamin Agustus 2018

2.4.2. Distribusi Total Simpanan Berdasarkan Simpanan yang Dijamin

Tabel 7 Distribusi Simpanan Berdasarkan Simpanan Yang Dijamin (Distribution of Deposits by Insured Deposits) (Rp Miliar/Billion IDR) Agustus 2018			
Keterangan	Nominal Simpanan	Total Nominal	%
Simpanan Dijamin Sepenuhnya	≤ 2 Miliar	2.416.693	44,08%
Simpanan Dijamin Sebagian	> 2 Miliar	504.704	9,20%
Subtotal Simpanan Dijamin		2.921.397	53,28%
Simpanan Tidak Dijamin	> 2 Miliar	2.561.813	46,72%
Subtotal Simpanan Tidak Dijamin		2.561.813	
Total		5.483.210	100,00%



Gambar 2d Distribusi Total Simpanan Berdasarkan Simpanan Yang Dijamin Agustus 2018 (Rp Miliar)

2.5. Total Simpanan dan Jumlah Rekening Berdasarkan Kepemilikan Bank

Tabel 8 Total Simpanan Berdasarkan Kepemilikan Bank (Total Deposits by Group of Banks) (Rp Miliar/Billion IDR)																
Kepemilikan Bank (Group of Banks)	Juli 2018					Agustus 2018					Δ MoM					
	Jumlah Bank (Number of Banks)	Rekening (Account)	%	Nominal (Nominal)	%	Jumlah Bank (Number of Banks)	Rekening (Account)	%	Nominal (Nominal)	%	Δ Jumlah Bank (Δ Number of Banks)	%	Δ Rekening (Δ Account)	%	Δ Nominal (Δ Nominal)	%
Pemerintah (State Banks)	4	163.929.181	62,56%	2.220.216	40,62%	4	165.150.895	62,56%	2.248.381	41,00%	0	0,00%	1.221.714	0,75%	28.165	1,27%
BPD (Regional Government Banks)	26	32.086.314	12,24%	498.030	9,11%	26	32.334.417	12,25%	492.790	8,99%	0	0,00%	248.103	0,77%	(5.240)	-1,05%
Swasta Nasional (Private National Banks)	63	65.095.498	24,84%	2.357.739	43,13%	63	65.556.677	24,83%	2.352.665	42,91%	0	0,00%	461.179	0,71%	(5.075)	-0,22%
Campuran (Joint Banks)	13	710.756	0,27%	205.299	3,76%	13	722.053	0,27%	200.655	3,66%	0	0,00%	11.297	1,59%	(4.645)	-2,26%
Asing (Foreign Banks)	9	237.026	0,09%	184.965	3,38%	9	232.145	0,09%	188.719	3,44%	0	0,00%	(4.881)	-2,06%	3.756	2,03%
Total	115	262.058.775	100,00%	5.466.249	100,00%	115	263.996.187	100,00%	5.483.210	100,00%	0	0,00%	1.937.412	0,74%	16.960	0,31%

Keterangan: Persentase simpanan pada masing-masing jenis simpanan merupakan persentase terhadap total simpanan

2.6. Total Simpanan dan Jumlah Rekening Berdasarkan Valuta

Tabel 9 Total Simpanan Berdasarkan Valuta (Total Deposits by Currency) (Rp Miliar/Billion IDR)												
Jenis Simpanan (Type of Deposits)	Juli 2018				Agustus 2018				Δ MoM			
	Rekening (Account)	%	Nominal (Nominal)	%	Rekening (Account)	%	Nominal (Nominal)	%	Δ Rekening (Δ Account)	%	Δ Nominal (Δ Nominal)	%
Rupiah (IDR)	261.022.059	99,60%	4.687.130	85,75%	262.956.823	99,61%	4.699.657	85,71%	1.934.764	0,74%	12.527	0,27%
Valas (Currency)	1.036.716	0,40%	779.119	14,25%	1.039.364	0,39%	783.553	14,29%	2.648	0,26%	4.434	0,57%
Total	262.058.775	100,00%	5.466.249	100,00%	263.996.187	100,00%	5.483.210	100,00%	1.937.412	0,74%	16.961	0,31%

Keterangan: Persentase simpanan pada masing-masing jenis simpanan merupakan persentase terhadap total simpanan

Lampiran

Lampiran 1

Pertumbuhan Simpanan dan Jumlah Rekening Selama 5 Tahun (YoY)

Tabel 1.1 Pertumbuhan Total Simpanan dan Jumlah Rekening (Growth of Total Deposits and The Number of Accounts) Year on Year (YoY)						
Tahun	Rekening	Nominal (Rp Miliar)	Rekening		Nominal	
			Δ	% Δ	Δ (Rp Miliar)	% Δ
2013*	147.626.510	3.706.609	27.708.580	23,11%	429.455	13,10%
2014*	160.881.757	4.168.558	13.255.247	8,98%	461.949	12,46%
2015*	175.501.915	4.473.772	14.620.158	9,09%	305.214	7,32%
2016*	199.301.222	4.900.193	23.799.307	13,56%	426.421	9,53%
2017*	242.396.164	5.363.316	43.094.942	21,62%	463.123	9,45%
2018**	263.996.187	5.483.210	21.600.023	8,91%	119.893	2,24%

*) Data *Year on Year* (YoY) per 31 Desember

***) Data *Year to Date* (Ytd) sampai dengan 31 Agustus 2018

Lampiran 2

Total Simpanan dan Jumlah Rekening Berdasarkan Kepemilikan Simpanan, Jenis Simpanan dan Valuta

Total Simpanan Berdasarkan Kepemilikan Simpanan, Jenis Simpanan dan Valuta (Total Deposits by Ownership of Deposits, Type of Deposits and Currency) (Rp Miliar/Billion IDR)												
Jenis Simpanan (Type of Deposits)	Dana Pihak Ketiga				Simpanan Dari Bank Lain				Total			
	Rekening (Account)	%	Nominal (Nominal)	%	Rekening (Account)	%	Nominal (Nominal)	%	Rekening (Account)	%	Nominal (Nominal)	%
Giro (Demand Deposit)	3,261,866	1.24%	1,240,789	23.03%	10,427	40.85%	44,166	45.51%	3,272,293	1.25%	1,284,955	23.43%
Rupiah (IDR)	3,083,150	94.52%	936,711	75.49%	10,037	96.26%	31,578	71.50%	3,093,187	94.53%	968,289	75.36%
Valas (Currency)	178,716	5.48%	304,078	24.51%	390	3.74%	12,588	28.50%	179,106	5.47%	316,666	24.64%
Tabungan (Saving Account)	256,291,230	97.09%	1,712,279	31.79%	6,550	25.66%	4,848	5.00%	256,297,780	97.08%	1,717,127	31.33%
Rupiah (IDR)	255,594,480	99.73%	1,586,298	92.64%	6,537	99.80%	4,828	99.57%	255,601,017	99.73%	1,591,126	92.66%
Valas (Currency)	696,750	0.27%	125,981	7.36%	13	0.20%	20	0.41%	696,763	0.27%	126,001	7.34%
Deposit on Call	5,115	0.00%	53,171	0.99%	237	0.93%	20,937	21.57%	5,352	0.00%	74,108	1.35%
Rupiah (IDR)	4,889	95.58%	45,302	85.20%	237	100.00%	20,937	100.00%	5,126	95.78%	66,239	89.38%
Valas (Currency)	226	4.42%	7,869	14.80%	-	0.00%	-	0.00%	226	4.22%	7,869	10.62%
Deposito (Time Deposits)	4,412,355	1.67%	2,377,208	44.14%	8,183	32.05%	14,477	14.92%	4,420,538	1.67%	2,391,685	43.62%
Rupiah (IDR)	4,249,091	96.30%	2,044,265	85.99%	8,178	99.94%	14,402	99.48%	4,257,269	96.31%	2,058,667	86.08%
Valas (Currency)	163,264	3.70%	332,943	14.01%	5	0.06%	75	0.52%	163,269	3.69%	333,018	13.92%
Sertifikat Deposito (Certificate of Time Deposits)	93	0.00%	2,715	0.05%	131	0.51%	12,620	13.00%	224	0.00%	15,335	0.27%
Rupiah (IDR)	93	100.00%	2,715	100.00%	131	100.00%	12,620	100.00%	224	100.00%	15,335	100.00%
Valas (Currency)	0	0.00%	0	0.00%	0	0.00%	0	0.00%	0	0.00%	0	0.00%
Total	263,970,659	100.00%	5,386,162	100.00%	25,528	100.00%	97,048	100.00%	263,996,187	100.00%	5,483,210	100.00%
Rupiah (IDR)	262,931,703	99.61%	4,615,291	85.69%	25,120	98.40%	84,365	86.93%	262,956,823	99.61%	4,699,656	85.71%
Valas (Currency)	1,038,956	0.39%	770,871	14.31%	408	1.60%	12,683	13.07%	1,039,364	0.39%	783,554	14.29%

Lampiran 3

Total Simpanan dan Jumlah Rekening Berdasarkan Kepemilikan Simpanan, Tiering Nominal dan Valuta

Total Simpanan Berdasarkan Kepemilikan Simpanan, Tiering Nominal dan Valuta (Total Deposits by Ownership of Deposits, Nominal Tiering and Currency) (Rp Miliar/Billion IDR)												
Nominal Simpanan (Nominal of Deposits)	Dana Pihak Ketiga				Simpanan Dari Bank Lain				Total			
	Rekening (Account)	%	Nominal (Nominal)	%	Rekening (Account)	%	Nominal (Nominal)	%	Rekening (Account)	%	Nominal (Nominal)	%
N ≤ 100 Jt	259,093,469	98.16%	797,087	14.80%	10,051	39.37%	276	0.28%	259,103,520	98.15%	797,363	14.54%
Rupiah (IDR)	258,339,290	99.71%	782,493	98.17%	9,957	99.06%	274	99.12%	258,349,247	99.71%	782,767	98.17%
Valas (Currency)	754,179	0.29%	14,594	1.83%	94	0.94%	2	0.88%	754,273	0.29%	14,596	1.83%
100 Jt < N ≤ 200 Jt	2,246,519	0.85%	315,591	5.86%	2,387	9.35%	348	0.36%	2,248,906	0.85%	315,939	5.76%
Rupiah (IDR)	2,148,899	95.65%	301,654	95.58%	2,362	98.95%	344	98.94%	2,151,261	95.66%	301,998	95.59%
Valas (Currency)	97,620	4.35%	13,937	4.42%	25	1.05%	4	1.06%	97,645	4.34%	13,941	4.41%
200 Jt < N ≤ 500 Jt	1,529,372	0.58%	491,604	9.13%	4,276	16.75%	1,538	1.58%	1,533,648	0.58%	493,141	8.99%
Rupiah (IDR)	1,439,495	94.12%	463,047	94.19%	4,239	99.13%	1,525	99.18%	1,443,734	94.14%	464,573	94.21%
Valas (Currency)	89,877	5.88%	28,557	5.81%	37	0.87%	13	0.82%	89,914	5.86%	28,571	5.79%
500 Jt < N ≤ 1 M	589,373	0.22%	428,727	7.96%	3,393	13.29%	2,773	2.86%	592,766	0.23%	431,500	7.87%
Rupiah (IDR)	546,983	92.81%	399,047	93.08%	3,363	99.12%	2,751	99.21%	550,346	92.84%	401,798	93.12%
Valas (Currency)	42,390	7.19%	29,680	6.92%	30	0.88%	22	0.79%	42,420	7.16%	29,702	6.88%
1 M < N ≤ 2 M	262,811	0.10%	375,463	6.97%	2,184	8.56%	3,287	3.39%	264,995	0.10%	378,750	6.91%
Rupiah (IDR)	238,300	90.67%	341,253	90.89%	2,154	98.63%	3,246	98.77%	240,454	90.74%	344,498	90.96%
Valas (Currency)	24,511	9.33%	34,210	9.11%	30	1.37%	41	1.26%	24,541	9.26%	34,251	9.04%
2 M < N ≤ 5 M	159,301	0.06%	499,064	9.27%	1,758	6.89%	5,743	5.92%	161,059	0.06%	504,807	9.21%
Rupiah (IDR)	144,198	90.52%	452,403	90.65%	1,720	97.84%	5,618	97.84%	145,918	90.60%	458,021	90.73%
Valas (Currency)	15,103	9.48%	46,661	9.35%	38	2.16%	125	2.18%	15,141	9.40%	46,787	9.27%
N > 5 M	89,814	0.03%	2,478,626	46.01%	1,479	5.79%	83,083	85.61%	91,293	0.03%	2,561,709	46.72%
Rupiah (IDR)	74,538	82.99%	1,875,395	75.66%	1,325	89.59%	70,609	84.99%	75,863	83.10%	1,946,004	75.97%
Valas (Currency)	15,276	17.01%	603,231	24.34%	154	10.41%	12,474	15.01%	15,430	16.90%	615,706	24.03%
Total	263,970,659	100.00%	5,386,162	100.00%	25,528	100.00%	97,048	100.00%	263,996,187	100.00%	5,483,210	100.00%
Rupiah (IDR)	262,931,703	99.61%	4,615,292	85.69%	25,120	98.40%	84,367	86.93%	262,956,823	99.61%	4,699,659	85.71%
Valas (Currency)	1,038,956	0.39%	770,870	14.31%	408	1.60%	12,681	13.07%	1,039,364	0.39%	783,551	14.29%

Lampiran 4

Total Simpanan dan Jumlah Rekening Berdasarkan Kepemilikan Simpanan, Besaran Nilai Simpanan dan Valuta

Total Simpanan Berdasarkan Besaran Nilai Simpanan dan Valuta (Total Deposits by Nominal of Deposits and Currency) (Rp Miliar/Billion IDR)												
Nominal Simpanan (Nominal of Deposits)	Dana Pihak Ketiga				Simpanan Dari Bank Lain				Total			
	Rekening (Account)	%	Nominal (Nominal)	%	Rekening (Account)	%	Nominal (Nominal)	%	Rekening (Account)	%	Nominal (Nominal)	%
N ≤ 2 M	263.721.544	99,91%	2.408.472	44,72%	22.291	87,32%	8.222	8,47%	263.743.835	99,90%	2.416.694	43,65%
Rupiah (IDR)	262.712.967	99,62%	2.287.494	94,98%	22.075	99,03%	8.140	99,01%	262.735.042	99,61%	2.295.634	95,04%
Valas (Currency)	1.008.577	0,39%	120.978	5,02%	216	0,97%	82	1,00%	1.008.793	0,39%	121.060	4,96%
N > 2 M	249.115	0,09%	2.977.690	55,28%	3.237	12,68%	88.826	91,53%	252.352	0,10%	3.066.516	56,35%
Rupiah (IDR)	218.736	87,88%	2.327.798	78,17%	3.045	94,07%	76.227	85,82%	221.781	87,95%	2.404.025	79,57%
Valas (Currency)	30.379	12,12%	649.892	21,83%	192	5,93%	12.599	14,18%	30.571	12,05%	662.491	20,43%
Total	263.970.659	100,00%	5.386.162	100,00%	25.528	100,00%	97.048	100,00%	263.996.187	100,00%	5.483.210	100,00%
Rupiah (IDR)	262.931.703	99,60%	4.615.292	85,69%	25.120	98,40%	84.368	86,93%	262.956.823	99,60%	4.699.659	86,32%
Valas (Currency)	1.038.956	0,40%	770.870	14,31%	408	1,60%	12.681	13,07%	1.039.364	0,40%	783.551	13,68%

Lampiran 5

Total Simpanan dan Jumlah Rekening Yang Dijamin Berdasarkan Kepemilikan Simpanan, Simpanan yang Dijamin dan Valuta

Total Simpanan Berdasarkan Simpanan Yang Dijamin dan Valuta (Total Deposits by Insured Deposits and Currency) (Rp Miliar/Billion IDR)												
Nominal Simpanan (Nominal of Deposits)	Dana Pihak Ketiga				Simpanan Dari Bank Lain				Total			
	Rekening (Account)	%	Nominal (Nominal)	%	Rekening (Account)	%	Nominal (Nominal)	%	Rekening (Account)	%	Nominal (Nominal)	%
N ≤ 2 M (Dijamin Seluruhnya)	263.721.544	99,91%	2.408.471	82,86%	22.291	87,32%	8.222	57,26%	263.743.835	99,90%	2.416.693	82,67%
Rupiah (IDR)	262.712.967	99,62%	2.287.494	94,98%	22.075	99,03%	8.140	99,04%	262.735.042	99,62%	2.295.634	95,04%
Valas (Currency)	1.008.577	0,38%	120.977	5,02%	216	0,97%	82	0,96%	1.008.793	0,38%	121.059	4,96%
N > 2 M (Dijamin Sebagian)	249.115	0,09%	498.230	17,14%	3.237	12,68%	6.474	42,74%	252.352	0,10%	504.704	17,33%
Rupiah (IDR)	218.736	87,81%	437.472	87,81%	3.045	94,07%	6.090	93,39%	221.781	87,89%	443.562	87,95%
Valas (Currency)	30.379	12,19%	60.758	12,19%	192	5,93%	384	6,61%	30.571	12,11%	61.142	12,05%
Total	263.970.659	100,00%	2.906.701	100,00%	25.528	100,00%	14.696	100,00%	263.996.187	100,00%	2.921.397	100,00%
Rupiah (IDR)	262.931.703	99,61%	2.724.966	93,79%	25.120	98,40%	14.230	96,62%	262.956.823	99,61%	2.739.196	93,81%
Valas (Currency)	1.038.956	0,39%	181.735	6,21%	408	1,60%	466	3,38%	1.039.364	0,39%	182.201	6,19%