



LEMBAGA
PENJAMIN
SIMPANAN

Indonesia
Deposit
Insurance
Corporation

Distribusi Simpanan Bank Umum

Periode Juli 2017



Transform to Excellence



KATA PENGANTAR

Distribusi Simpanan Bank Umum merupakan media informasi yang menyajikan data mengenai simpanan Bank Umum yang diterbitkan setiap bulan oleh Lembaga Penjamin Simpanan untuk memberikan informasi perkembangan simpanan perbankan khususnya Bank Umum.

Sehubungan dengan kebutuhan penyajian informasi data simpanan yang lebih mudah dipahami (*user friendly*), pada bulan Juli 2017 LPS menyajikan Distribusi Simpanan Bank Umum dengan menggunakan format baru tanpa mengurangi esensi pada format sebelumnya. Statistik Simpanan Bank Umum dengan format sebelumnya tetap disajikan secara paralel. Hal ini dilakukan dalam rangka transisi penyajian format baru.

Selanjutnya dalam rangka mempertimbangkan kebutuhan pembaca pada penggunaan Distribusi Simpanan Bank Umum, kami menerima masukan (saran dan kritik) terhadap format baru Distribusi Simpanan Bank Umum yang dapat disampaikan melalui email Group Penjaminan LPS yaitu penjaminan@lps.go.id.

DAFTAR ISI

Keterangan	4
1. Total Simpanan dan Jumlah Rekening	5
1.1. Total Simpanan dan Jumlah Rekening Pada Bank Umum	5
1.2. Pertumbuhan Total Simpanan dan Jumlah Rekening (MoM)	5
1.3. Pertumbuhan Simpanan dan Jumlah Rekening (YoY)	6
2. Distribusi Total Simpanan Dan Jumlah Rekening	7
2.1. Total Simpanan dan Jumlah Rekening Berdasarkan Jenis Simpanan	7
2.1.1. Distribusi Total Simpanan dan Jumlah Rekening Berdasarkan Jenis Simpanan	7
2.2. Total Simpanan dan Jumlah Rekening Berdasarkan Kepemilikan Simpanan	8
2.3. Total Simpanan dan Jumlah Rekening Berdasarkan Jenis Usaha	8
2.4. Total Simpanan dan Jumlah Rekening Berdasarkan Tiering Nominal dan Simpanan Yang Dijamin	9
2.4.1. Distribusi Jumlah Rekening Berdasarkan Rekening yang Dijamin	10
2.4.2. Distribusi Total Simpanan Berdasarkan Simpanan yang Dijamin	10
2.5. Total Simpanan dan Jumlah Rekening Berdasarkan Kepemilikan Bank	11
2.6. Total Simpanan dan Jumlah Rekening Berdasarkan Valuta	11
Lampiran	12
1. Lampiran 1: Pertumbuhan Simpanan dan Jumlah Rekening Selama 5 Tahun (YoY)	12
2. Lampiran 2: Total Simpanan dan Jumlah Rekening Berdasarkan Kepemilikan Simpanan, Jenis Simpanan dan Valuta	13
3. Lampiran 3: Total Simpanan dan Jumlah Rekening Berdasarkan Kepemilikan Simpanan, Tiering Nominal dan Valuta	14
4. Lampiran 4: Total Simpanan dan Jumlah Rekening Berdasarkan Kepemilikan Simpanan, Besaran Nilai Simpanan dan Valuta	15
5. Lampiran 5: Total Simpanan dan Jumlah Rekening Yang Dijamin Berdasarkan Kepemilikan Simpanan, Simpanan yang Dijamin dan Valuta	15

DAFTAR TABEL

Tabel 1	Total Simpanan dan Jumlah Rekening Pada Bank Umum	5
Tabel 2	Total Simpanan dan Jumlah Rekening Berdasarkan Jenis Simpanan	7
Tabel 3	Total Simpanan dan Jumlah Rekening Berdasarkan Kepemilikan Simpanan	8
Tabel 4	Total Simpanan dan Jumlah Rekening Berdasarkan Jenis Usaha	8
Tabel 5	Total Simpanan dan Jumlah Rekening Berdasarkan Tiering Nominal dan Simpanan Yang Dijamin	9
Tabel 6	Distribusi Jumlah Rekening Berdasarkan Rekening yang Dijamin	10
Tabel 7	Distribusi Total Simpanan Berdasarkan Simpanan yang Dijamin	10
Tabel 8	Total Simpanan dan Jumlah Rekening Berdasarkan Kepemilikan Bank	11
Tabel 9	Total Simpanan dan Jumlah Rekening Berdasarkan Valuta	11

DAFTAR GAMBAR

Gambar 1a	Pertumbuhan Total Simpanan dan Jumlah Rekening (MoM)	5
Gambar 1b	Pertumbuhan Simpanan dan Jumlah Rekening (YoY)	6
Gambar 2a, Gambar 2b	Distribusi Total Simpanan dan Jumlah Rekening Berdasarkan Jenis Simpanan	7
Gambar 2c	Distribusi Jumlah Rekening Berdasarkan Rekening yang Dijamin	10
Gambar 2d	Distribusi Total Simpanan Berdasarkan Simpanan yang Dijamin	10
Tabel 8	Total Simpanan dan Jumlah Rekening Berdasarkan Kepemilikan Bank	11
Tabel 9	Total Simpanan dan Jumlah Rekening Berdasarkan Valuta	11

KETERANGAN

Sumber Data

Laporan Posisi Simpanan yang disampaikan oleh 115 bank umum kepada Lembaga Penjamin Simpanan yang terdiri dari 102 Bank Umum Konvensional dan 13 Bank Umum Syariah.

Definisi

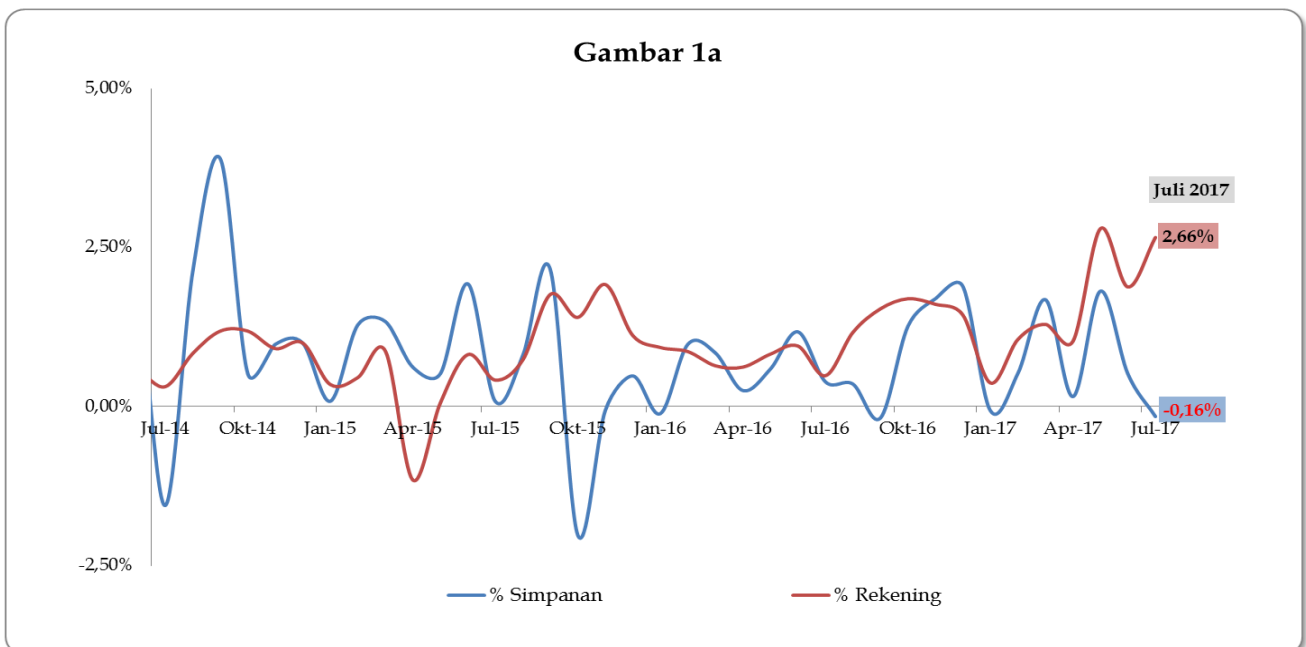
1. Simpanan meliputi dana pihak ketiga dan simpanan dari bank lain.
2. Simpanan Yang Dijamin meliputi:
 - a. seluruh simpanan dengan nominal sampai dengan Rp2 miliar;
 - b. porsi simpanan yang dijamin (Rp2 miliar) dari seluruh simpanan dengan nominal di atas Rp2 miliar.
3. Besaran Nilai Simpanan Yang Dijamin adalah Rp2 miliar per nasabah per bank sebagaimana diatur dalam Peraturan Pemerintah No. 66 Tahun 2008.

1. Total Simpanan dan Jumlah Rekening

1.1. Tabel Total Simpanan dan Jumlah Rekening Pada Bank Umum

Tabel 1								
Total Simpanan dan Jumlah Rekening (Total Deposits and Number of Accounts) (Rp Miliar/Billion IDR)								
Bulan (Month)	2014		2015		2016		2017	
	Rekening (Account)	Nominal (Nominal)	Rekening (Account)	Nominal (Nominal)	Rekening (Account)	Nominal (Nominal)	Rekening (Account)	Nominal (Nominal)
Januari	149,530,751	3,637,382	161,428,538	4,168,841	177,136,748	4,468,853	200,044,129	4,897,158
Februari	150,736,550	3,651,574	162,168,106	4,222,482	178,672,163	4,512,751	202,160,883	4,922,814
Maret	148,368,994	3,671,553	163,591,483	4,279,063	179,821,572	4,550,903	204,779,770	5,005,733
April	150,569,713	3,749,915	161,703,787	4,305,689	180,940,098	4,562,444	206,885,423	5,013,688
Mei	151,524,434	3,822,525	161,794,457	4,327,966	182,436,133	4,589,454	212,680,776	5,104,823
Juni	152,378,966	3,889,318	163,120,385	4,411,687	184,178,757	4,646,114	216.688.379*)	5.131.044*)
Juli	152,859,205	3,828,767	163,802,232	4,415,321	185,098,125	4,669,594	222,461,481	5,123,018
Agustus	154,140,288	3,910,281	165,008,226	4,450,891	187,238,755	4,680,848		
September	155,974,513	4,062,918	167,924,825	4,546,948	190,121,455	4,675,317		
Oktober	157,829,886	4,084,023	170,285,831	4,454,886	193,352,001	4,728,887		
Nopember	159,273,484	4,124,111	173,560,667	4,452,219	196,468,148	4,809,306		
Desember	160,881,757	4,168,558	175,501,915	4,473,772	199,301,222	4,900,193		

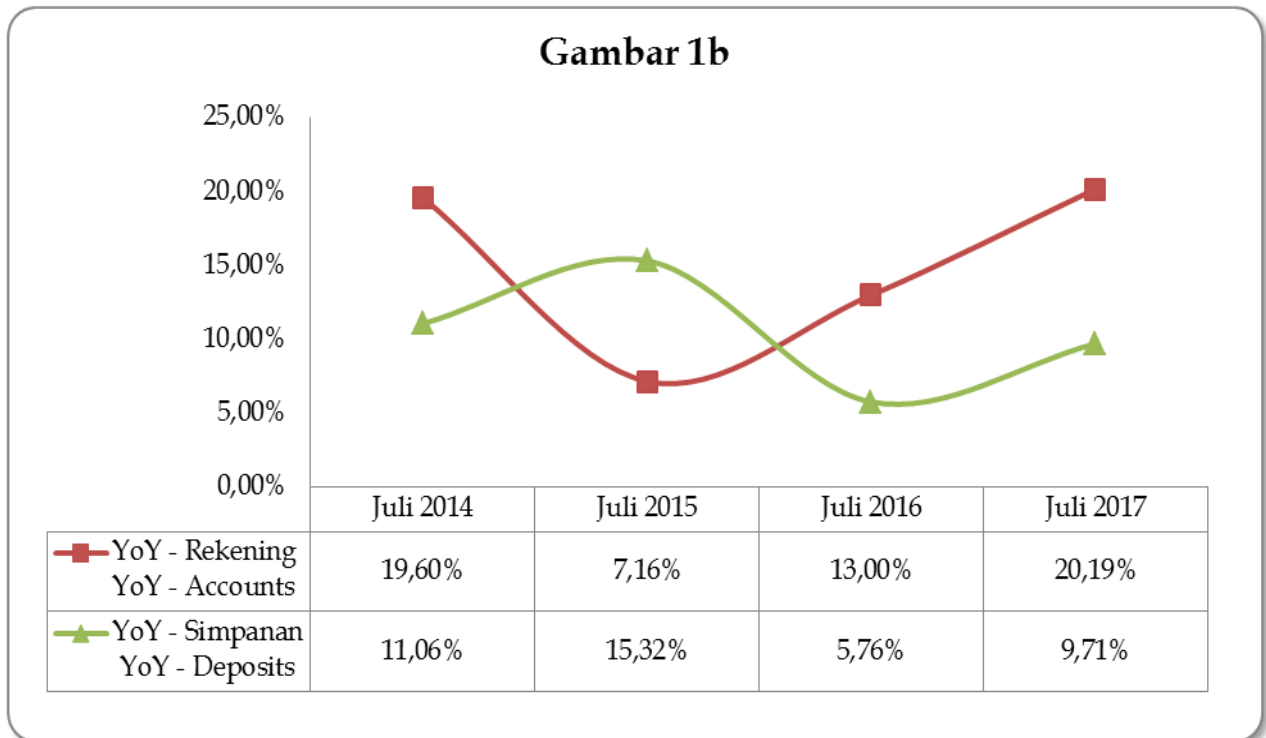
1.2. Pertumbuhan Total Simpanan dan Jumlah Rekening (MoM)



Gambar 1a Pertumbuhan Total Simpanan dan Jumlah Rekening (MoM)

*) Terdapat perubahan total simpanan dan total rekening periode Juni 2017 dari Rp5.131.022 miliar (216.688.329 rekening) menjadi Rp5.131.0434 miliar (216.688.379 rekening). Perubahan tersebut dikarenakan adanya koreksi pada 1 bank terhadap laporan bulan Juni 2017 yang telah disampaikan sebelumnya.

1.3. Pertumbuhan Total Simpanan dan Jumlah Rekening (YoY)



Gambar 1b Pertumbuhan Total Simpanan dan Jumlah Rekening (YoY)

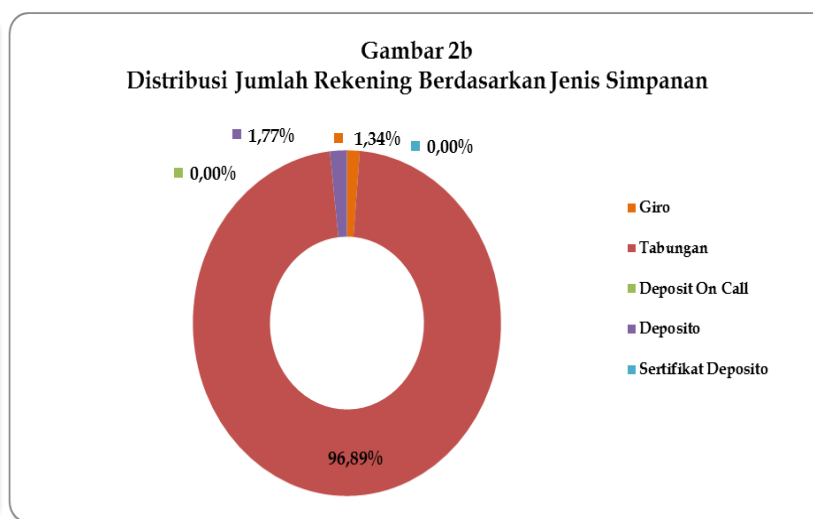
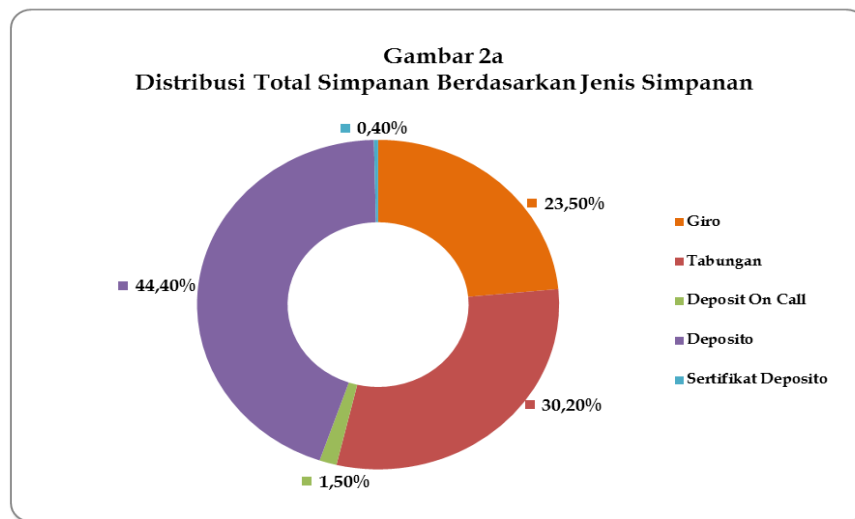
2. Distribusi Total Simpanan Dan Jumlah Rekening

2.1. Total Simpanan dan Jumlah Rekening Berdasarkan Jenis Simpanan

Tabel 2 Total Simpanan Berdasarkan Jenis Simpanan (Total Deposits by Type of Deposits) (Rp Miliar/Billion IDR)												
Jenis Simpanan (Type of Deposits)	Juni 2017				Juli 2017				Δ MoM			
	Rekening (Account)	%	Nominal (Nominal)	%	Rekening (Account)	%	Nominal (Nominal)	%	Δ Rekening (Δ Account)	%	Δ Nominal (Δ Nominal)	%
Giro (Demand Deposits)	2.971.780	1,40%	1.232.613	24,02%	2.984.741	1,34%	1.203.812	23,50%	12.961	0,44%	(28.801)	-2,34%
Tabungan (Saving Account)	209.828.632	96,80%	1.556.630	30,34%	215.539.257	96,89%	1.547.105	30,20%	5.710.625	2,72%	(9.525)	-0,61%
Deposit on Call	5.003	0,00%	79.029	1,54%	4.585	0,00%	79.181	1,50%	(418)	-8,35%	152	0,19%
Deposito (Time Deposits)	3.882.661	1,80%	2.243.137	43,72%	3.932.613	1,77%	2.273.903	44,40%	49.952	1,29%	30.766	1,37%
Sertifikat Deposito (Certificate of Time Deposits)	303	0,00%	19.636	0,38%	285	0,00%	19.017	0,40%	(18)	-5,94%	(619)	-3,15%
Total	216.688.379	100,00%	5.131.044	100,00%	222.461.481	100,00%	5.123.018	100,00%	5.773.102	2,66%	(8.026)	-0,16%

Keterangan: Persentase simpanan pada masing-masing jenis simpanan merupakan persentase terhadap total simpanan

2.1.1. Distribusi Total Simpanan dan Jumlah Rekening Berdasarkan Jenis Simpanan Periode Juli 2017



2.2. Total Simpanan dan Jumlah Rekening Berdasarkan Kepemilikan Simpanan

Tabel 3 Total Simpanan Berdasarkan Kepemilikan Simpanan (Total Deposits by Ownership of Deposits) (Rp Miliar/Billion IDR)												
Kepemilikan Simpanan (Ownership of Deposits)	Juni 2017				Juli 2017				Δ MoM			
	Rekening (Account)	%	Nominal (Nominal)	%	Rekening (Account)	%	Nominal (Nominal)	%	Δ Rekening (Δ Account)	%	Δ Nominal (Δ Nominal)	%
Dana Pihak Ketiga (Third Party-Fund)	216.662.725	99,99%	5.034.299	98,11%	222.435.439	99,99%	5.022.359	98,04%	5.772.714	2,66%	(11.940)	-0,24%
Simpanan Dari Bank Lain (Funds From Other Bank)	25.654	0,01%	96.745	1,89%	26.042	0,01%	100.659	1,96%	388	1,51%	3.915	4,05%
Total	216.688.379	100,00%	5.131.044	100,00%	222.461.481	100,00%	5.123.018	100,00%	5.773.102	2,66%	(8.026)	-0,16%

Keterangan: Persentase simpanan pada masing-masing jenis simpanan merupakan persentase terhadap total simpanan

2.3. Total Simpanan dan Jumlah Rekening Berdasarkan Jenis Usaha

Tabel 4 Total Simpanan Berdasarkan Jenis Usaha Bank (Total Deposits by Type of Business Banks) (Rp Miliar/Billion IDR)												
Jenis Usaha (Type of Business Banks)	Juni 2017				Juli 2017				Δ MoM			
	Rekening (Account)	%	Nominal (Nominal)	%	Rekening (Account)	%	Nominal (Nominal)	%	Δ Rekening (Δ Account)	%	Δ Nominal (Δ Nominal)	%
Konvensional (Conventional)	196.791.888	90,82%	4.902.442	95,54%	202.339.360	90,95%	4.891.741	95,49%	5.547.472	2,82%	(10.701)	-0,22%
Syariah (Sharia)	19.896.491	9,18%	228.602	4,46%	20.122.121	9,05%	231.277	4,51%	225.630	1,13%	2.675	1,17%
Total	216.688.379	100,00%	5.131.044	100,00%	222.461.481	100,00%	5.123.018	100,00%	5.773.102	2,66%	(8.026)	-0,16%

Keterangan: Persentase simpanan pada masing-masing jenis simpanan merupakan persentase terhadap total simpanan

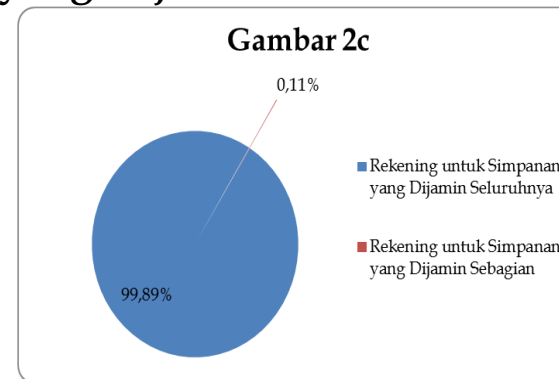
2.4. Total Simpanan dan Jumlah Rekening Berdasarkan Tiering Nominal dan Simpanan Yang Dijamin

Tabel 5 Total Simpanan Berdasarkan Tiering Nominal (Total Deposits by Tiering of Nominal) (Rp Miliar/Billion IDR)												
Tiering Nominal (Tiering of Nominal)	Juni 2017				Juli 2017				Δ MoM			
	Rekening (Account)	%	Nominal (Nominal)	%	Rekening (Account)	%	Nominal (Nominal)	%	Δ Rekening (Δ Account)	%	Δ Nominal (Δ Nominal)	%
N ≤ 100 Jt	212.302.871	97,98%	724.416	14,12%	218.042.912	98,01%	722.016	14,09%	5.740.041	2,70%	(2.400)	-0,33%
100 Jt < N ≤ 200 Jt	1.998.384	0,92%	280.785	5,47%	2.015.104	0,91%	283.189	5,53%	16.720	0,84%	2.404	0,86%
200 Jt < N ≤ 500 Jt	1.349.428	0,62%	436.427	8,51%	1.358.725	0,61%	439.650	8,58%	9.297	0,69%	3.223	0,74%
500 Jt < N ≤ 1 M	538.771	0,25%	394.872	7,70%	544.131	0,24%	398.877	7,79%	5.360	0,99%	4.004	1,01%
1 M < N ≤ 2 M	255.822	0,12%	365.345	7,12%	256.098	0,12%	365.933	7,14%	276	0,11%	588	0,16%
2 M < N ≤ 5 M	155.556	0,07%	486.044	9,47%	156.754	0,07%	490.777	9,58%	1.198	0,77%	4.733	0,97%
N > 5 M	87.547	0,04%	2.443.155	47,61%	87.757	0,04%	2.422.576	47,29%	210	0,24%	(20.579)	-0,84%
Total	216.688.379	100,00%	5.131.044	100,00%	222.461.481	100,00%	5.123.018	100,00%	5.773.102	2,66%	(8.026)	-0,16%

Keterangan: Persentase simpanan pada masing-masing jenis simpanan merupakan persentase terhadap total simpanan

2.4.1. Distribusi Jumlah Rekening Berdasarkan Rekening yang Dijamin

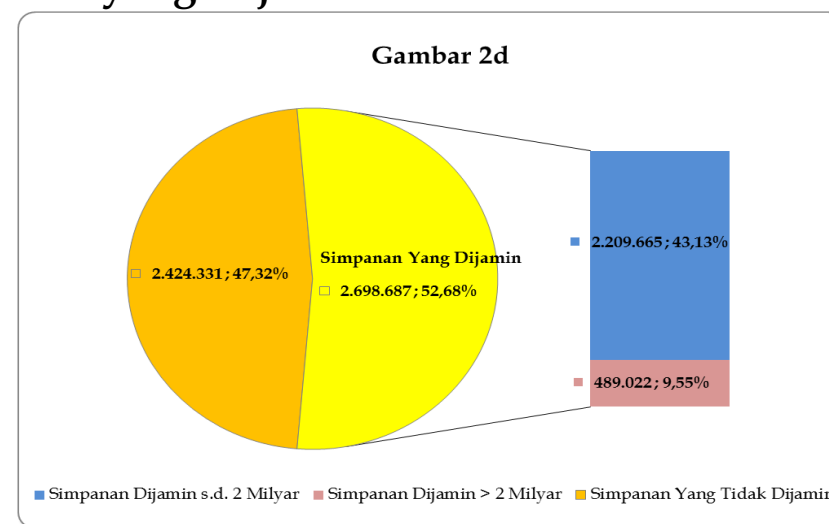
Tabel 6 Distribusi Rekening berdasarkan Rekening Yang Dijamin (Distribution of Accounts by Insured Accounts) Juli 2017			
Keterangan	Nominal Simpanan	Jumlah Rekening	%
Rekening untuk Simpanan yang Dijamin Seluruhnya	≤ 2 Miliar	222.216.970	99,89%
Rekening untuk Simpanan yang Dijamin Sebagian	> 2 Miliar	244.511	0,11%
Total Rekening		222.461.481	100,00%



Gambar 2c Distribusi Jumlah Rekening Berdasarkan Rekening Yang Dijamin Juli 2017

2.4.2. Distribusi Total Simpanan Berdasarkan Simpanan yang Dijamin

Tabel 7 Distribusi Simpanan Berdasarkan Simpanan Yang Dijamin (Distribution of Deposits by Insured Deposits) (Rp Miliar/Billion IDR) Juli 2017		
Keterangan	Nominal Simpanan	Total Nominal
Simpanan Dijamin	≤ 2 Miliar	2.209.665
	> 2 Miliar	489.022
Subtotal Simpanan Dijamin		2.698.687
Simpanan Tidak Dijamin	> 2 Miliar	2.424.331
Subtotal Simpanan Tidak Dijamin		2.424.331
Total		5.123.018



Gambar 2d Distribusi Total Simpanan Berdasarkan Simpanan Yang Dijamin Juli 2017 (Rp Miliar)

2.5. Total Simpanan dan Jumlah Rekening Berdasarkan Kepemilikan Bank

Tabel 8 Total Simpanan Berdasarkan Kepemilikan Bank (Total Deposits by Group of Banks) (Rp Miliar/Billion IDR)																
Kepemilikan Bank (Group of Banks)	Juni 2017					Juli 2017					Δ MoM					
	Jumlah Bank (Number of Banks)	Rekening (Account)	%	Nominal (Nominal)	%	Jumlah Bank (Number of Banks)	Rekening (Account)	%	Nominal (Nominal)	%	Δ Jumlah Bank (Δ Number of Banks)	%	Δ Rekening (Δ Account)	%	Δ Nominal (Δ Nominal)	%
Pemerintah (State Banks)	4	130.577.357	60,26%	2.030.759	39,58%	4	135.529.103	60,90%	2.011.653	39,27%	0	0,00%	4.951.746	3,79%	(19.106)	-0,94%
BPD (Regional Government Banks)	26	28.881.609	13,33%	494.364	9,63%	26	29.055.754	13,10%	493.690	9,64%	0	0,00%	174.145	0,60%	(674)	-0,14%
Swasta Nasional (Private National Banks)	63	56.380.897	26,02%	2.251.239	43,87%	63	57.025.762	25,60%	2.268.019	44,27%	0	0,00%	644.865	1,14%	16.780	0,75%
Campuran (Joint Banks)	13	601.196	0,28%	185.490	3,62%	13	603.815	0,30%	184.693	3,61%	0	0,00%	2.619	0,44%	(797)	-0,43%
Asing (Foreign Banks)	9	247.320	0,11%	169.192	3,30%	9	247.047	0,10%	164.963	3,21%	0	0,00%	(273)	-0,11%	(4.229)	-2,50%
Total	115	216.688.379	100,00%	5.131.044	100,00%	115	222.461.481	100,00%	5.123.018	100,00%	0	0,00%	5.773.102	2,66%	(8.026)	-0,16%

Keterangan: Persentase simpanan pada masing-masing jenis simpanan merupakan persentase terhadap total simpanan

2.6. Total Simpanan dan Jumlah Rekening Berdasarkan Valuta

Tabel 9 Total Simpanan Berdasarkan Valuta (Total Deposits by Currency) (Rp Miliar/Billion IDR)													
Jenis Simpanan (Type of Deposits)	Juni 2017				Juli 2017				Δ MoM				
	Rekening (Account)	%	Nominal (Nominal)	%	Rekening (Account)	%	Nominal (Nominal)	%	Δ Rekening (Δ Account)	%	Δ Nominal (Δ Nominal)	%	
Rupiah (IDR)	215.656.280	99,52%	4.387.552	85,51%	221.423.825	99,53%	4.418.634	86,25%	5.767.545	2,67%	31.082	0,71%	
Valas (Currency)	1.032.099	0,48%	743.492	14,49%	1.037.656	0,47%	704.384	13,75%	5.557	0,54%	(39.108)	-5,26%	
Total	216.688.379	100,00%	5.131.044	100,00%	222.461.481	100,00%	5.123.018	100,00%	5.773.102	2,66%	(8.026)	-0,16%	

Keterangan: Persentase simpanan pada masing-masing jenis simpanan merupakan persentase terhadap total simpanan

Lampiran

Lampiran 1

Pertumbuhan Simpanan dan Jumlah Rekening Selama 5 Tahun (YoY)

Pertumbuhan Total Simpanan dan Jumlah Rekening (Growth of Total Deposits and The Number of Accounts) Year on Year (YoY)						
Tahun	Rekening	Nominal (Rp Miliar)	Δ Rekening		Δ Nominal	
			Δ	%Δ	Δ (Rp Miliar)	%Δ
2012*	119.917.930	3.277.154	18.414.366	18,14%	446.832	15,79%
2013*	147.626.510	3.706.609	27.708.580	23,11%	429.455	13,10%
2014*	160.881.757	4.168.558	13.255.247	8,98%	461.949	12,46%
2015*	175.501.915	4.473.772	14.620.158	9,09%	305.214	7,32%
2016*	199.301.222	4.900.193	23.799.307	13,56%	426.421	9,53%
2017**	222.461.481	5.123.018	23.160.259	11,62%	222.825	4,55%

*) Data *Year on Year* (YoY) per 31 Desember

***) Data *Year to Date* (Ytd) sampai dengan Juli 2017

Lampiran 2

Total Simpanan dan Jumlah Rekening Berdasarkan Kepemilikan Simpanan, Jenis Simpanan dan Valuta

Total Simpanan Berdasarkan Kepemilikan Simpanan, Jenis Simpanan dan Valuta (Total Deposits by Ownership of Deposits, Type of Deposits and Currency) (Rp Miliar/Billion IDR)												
Jenis Simpanan (Type of Deposits)	Dana Pihak Ketiga				Simpanan Dari Bank Lain				Total			
	Rekening (Account)	%	Nominal (Nominal)	%	Rekening (Account)	%	Nominal (Nominal)	%	Rekening (Account)	%	Nominal (Nominal)	%
Giro (Demand Deposit)	2.974.178	1,34%	1.166.185	23,22%	10.563	40,56%	37.627	37,38%	2.984.741	1,34%	1.203.812	23,50%
Rupiah (IDR)	2.788.587	93,76%	886.627	76,03%	10.121	95,82%	29.218	77,65%	2.798.708	93,77%	915.845	76,08%
Valas (Currency)	185.591	6,24%	279.558	23,97%	442	4,18%	8.409	22,35%	186.033	6,23%	287.967	23,92%
Tabungan (Saving Account)	215.532.739	96,90%	1.542.349	30,71%	6.518	25,02%	4.756	4,73%	215.539.257	96,89%	1.547.105	30,20%
Rupiah (IDR)	214.819.944	99,67%	1.418.781	91,99%	6.505	99,80%	4.745	99,78%	214.826.449	99,67%	1.423.526	92,01%
Valas (Currency)	712.795	0,33%	123.568	8,01%	13	0,20%	11	0,22%	712.808	0,33%	123.579	7,99%
Deposit on Call	4.370	0,00%	54.616	1,09%	215	0,83%	24.565	24,40%	4.585	0,00%	79.181	1,50%
Rupiah (IDR)	4.217	96,50%	46.218	84,63%	214	99,53%	24.539	99,89%	4.431	96,64%	70.757	89,36%
Valas (Currency)	153	3,50%	8.397	15,37%	1	0,47%	27	0,11%	154	3,36%	8.424	10,64%
Deposito (Time Deposits)	3.924.095	1,76%	2.256.647	44,93%	8.518	32,71%	17.256	17,14%	3.932.613	1,77%	2.273.903	44,40%
Rupiah (IDR)	3.785.443	96,47%	1.972.670	87,42%	8.509	99,89%	16.819	97,47%	3.793.952	96,47%	1.989.489	87,49%
Valas (Currency)	138.652	3,53%	283.977	12,58%	9	0,11%	436	2,53%	138.661	3,53%	284.414	12,51%
Sertifikat Deposito (Certificate of Time Deposits)	57	0,00%	2.562	0,05%	228	0,88%	16.455	16,35%	285	0,00%	19.017	0,40%
Rupiah (IDR)	57	100,00%	2.562	100,00%	228	100,00%	16.455	100,00%	285	100,00%	19.017	100,00%
Valas (Currency)	0	0,00%	0	0,00%	0	0,00%	0	0,00%	0	0,00%	0	0,00%
Total	222.435.439	100,00%	5.022.359	100,00%	26.042	100,00%	100.659	100,00%	222.461.481	100,00%	5.123.018	100,00%
Rupiah (IDR)	221.398.248	99,53%	4.326.858	86,15%	25.577	98,21%	91.776	91,18%	221.423.825	99,53%	4.418.634	86,25%
Valas (Currency)	1.037.191	0,47%	695.501	13,85%	465	1,79%	8.883	8,82%	1.037.656	0,47%	704.384	13,75%

Lampiran 3

Total Simpanan dan Jumlah Rekening Berdasarkan Kepemilikan Simpanan, Tiering Nominal dan Valuta

Total Simpanan Berdasarkan Kepemilikan Simpanan, Tiering Nominal dan Valuta (Total Deposits by Ownership of Deposits, Nominal Tiering and Currency) (Rp Miliar/Billion IDR)												
Nominal Simpanan (Nominal of Deposits)	Dana Pihak Ketiga				Simpanan Dari Bank Lain				Total			
	Rekening (Account)	%	Nominal (Nominal)	%	Rekening (Account)	%	Nominal (Nominal)	%	Rekening (Account)	%	Nominal (Nominal)	%
N ≤ 100 Jt	218.032.313	98,02%	721.736	14,37%	10.599	40,70%	280	0,30%	218.042.912	98,01%	722.016	14,09%
Rupiah (IDR)	217.275.501	99,65%	708.684	98,19%	10.463	98,72%	277	99,16%	217.285.964	99,65%	708.962	98,19%
Valas (Currency)	756.812	0,35%	13.052	1,81%	136	1,28%	2	0,84%	756.948	0,35%	13.054	1,81%
100 Jt < N ≤ 200 Jt	2.012.519	0,90%	282.810	5,63%	2.585	9,93%	379	0,40%	2.015.104	0,91%	283.189	5,53%
Rupiah (IDR)	1.915.719	95,19%	269.086	95,15%	2.552	98,72%	374	98,70%	1.918.271	95,19%	269.460	95,15%
Valas (Currency)	96.800	4,81%	13.724	4,85%	33	1,28%	5	1,30%	96.833	4,81%	13.729	4,85%
200 Jt < N ≤ 500 Jt	1.354.462	0,61%	438.098	8,72%	4.263	16,37%	1.552	1,50%	1.358.725	0,61%	439.650	8,58%
Rupiah (IDR)	1.268.248	93,63%	410.865	93,78%	4.229	99,20%	1.541	99,30%	1.272.477	93,65%	412.407	93,80%
Valas (Currency)	86.214	6,37%	27.233	6,22%	34	0,80%	11	0,70%	86.248	6,35%	27.243	6,20%
500 Jt < N ≤ 1 M	540.810	0,24%	396.149	7,89%	3.321	12,75%	2.728	2,70%	544.131	0,24%	398.877	7,79%
Rupiah (IDR)	498.466	92,17%	366.661	92,56%	3.279	98,74%	2.697	98,88%	501.745	92,21%	369.359	92,60%
Valas (Currency)	42.344	7,83%	29.488	7,44%	42	1,26%	31	1,12%	42.386	7,79%	29.518	7,40%
1 M < N ≤ 2 M	253.974	0,11%	362.700	7,22%	2.124	8,16%	3.233	3,21%	256.098	0,12%	365.933	7,14%
Rupiah (IDR)	228.849	90,11%	327.804	90,38%	2.093	98,54%	3.191	98,70%	230.942	90,18%	330.995	90,45%
Valas (Currency)	25.125	9,89%	34.896	9,62%	31	1,46%	42	1,30%	25.156	9,82%	34.938	9,55%
2 M < N ≤ 5 M	155.181	0,07%	485.483	9,67%	1.573	6,05%	5.294	5,27%	156.754	0,07%	490.777	9,58%
Rupiah (IDR)	140.000	90,22%	438.641	90,35%	1.531	97,33%	5.160	97,47%	141.531	90,29%	443.801	90,43%
Valas (Currency)	15.181	9,78%	46.842	9,65%	42	2,67%	134	2,53%	15.223	9,71%	46.976	9,57%
N > 5 M	86.180	0,04%	2.335.382	46,50%	1.577	6,06%	87.194	86,62%	87.757	0,04%	2.422.576	47,29%
Rupiah (IDR)	71.465	82,93%	1.805.116	77,29%	1.430	90,68%	78.535	90,07%	72.895	83,06%	1.883.651	77,75%
Valas (Currency)	14.715	17,07%	530.266	22,71%	147	9,32%	8.659	9,93%	14.862	16,94%	538.925	22,25%
Total	222.435.439	100,00%	5.022.359	100,00%	26.042	100,00%	100.659	100,00%	222.461.481	100,00%	5.123.018	100,00%
Rupiah (IDR)	221.398.248	99,53%	4.326.858	86,15%	25.577	98,21%	91.776	91,18%	221.423.825	99,53%	4.418.634	86,25%
Valas (Currency)	1.037.191	0,47%	695.501	13,85%	465	1,79%	8.883	8,82%	1.037.656	0,47%	704.384	13,75%

Lampiran 4

Total Simpanan dan Jumlah Rekening Berdasarkan Kepemilikan Simpanan, Besaran Nilai Simpanan dan Valuta

Total Simpanan Berdasarkan Besaran Nilai Simpanan dan Valuta (Total Deposits by Nominal of Deposits and Currency) (Rp Miliar/Billion IDR)												
Nominal Simpanan (Nominal of Deposits)	Dana Pihak Ketiga				Simpanan Dari Bank Lain				Total			
	Rekening (Account)	%	Nominal (Nominal)	%	Rekening (Account)	%	Nominal (Nominal)	%	Rekening (Account)	%	Nominal (Nominal)	%
N ≤ 2 M	222.194.078	99,89%	2.201.494	43,83%	22.892	87,90%	8.171	8,12%	222.216.970	99,89%	2.209.665	43,13%
Rupiah (IDR)	221.186.783	99,55%	2.083.101	94,62%	22.616	98,79%	8.081	98,89%	221.209.399	99,55%	2.091.181	94,64%
Valas (Currency)	1.007.295	0,45%	118.393	5,38%	276	1,21%	91	1,11%	1.007.571	0,45%	118.484	5,36%
N > 2 M	241.361	0,11%	2.820.865	56,17%	3.150	12,10%	92.488	91,88%	244.511	0,11%	2.913.353	56,87%
Rupiah (IDR)	211.465	87,61%	2.243.757	79,54%	2.961	94,00%	83.695	90,49%	214.426	87,70%	2.327.453	79,89%
Valas (Currency)	29.896	12,39%	577.108	20,46%	189	6,00%	8.792	9,51%	30.085	12,30%	585.900	20,11%
Total	222.435.439	100,00%	5.022.359	100,00%	26.042	100,00%	100.659	100,00%	222.461.481	100,00%	5.123.018	100,00%
Rupiah (IDR)	221.398.248	99,53%	4.326.858	86,15%	25.577	98,21%	91.776	91,18%	221.423.825	99,53%	4.418.634	86,25%
Valas (Currency)	1.037.191	0,47%	695.501	13,85%	465	1,79%	8.883	8,82%	1.037.656	0,47%	704.384	13,75%

Lampiran 5

Total Simpanan dan Jumlah Rekening Yang Dijamin Berdasarkan Kepemilikan Simpanan, Simpanan yang Dijamin dan Valuta

Total Simpanan Berdasarkan Simpanan Yang Dijamin dan Valuta (Total Deposits by Insured Deposits and Currency) (Rp Miliar/Billion IDR)												
Nominal Simpanan (Nominal of Deposits)	Dana Pihak Ketiga				Simpanan Dari Bank Lain				Total			
	Rekening (Account)	%	Nominal (Nominal)	%	Rekening (Account)	%	Nominal (Nominal)	%	Rekening (Account)	%	Nominal (Nominal)	%
N ≤ 2 M (Dijamin Seluruhnya)	222.194.078	99,89%	2.201.494	82,02%	22.892	87,90%	8.171	56,47%	222.216.970	99,89%	2.209.665	81,88%
Rupiah (IDR)	221.186.783	99,55%	2.083.101	94,62%	22.616	98,79%	8.081	98,89%	221.209.399	99,55%	2.091.181	94,64%
Valas (Currency)	1.007.295	0,45%	118.393	5,38%	276	1,21%	91	1,11%	1.007.571	0,45%	118.484	5,36%
N > 2 M (Dijamin Sebagian)	241.361	0,11%	482.722	17,98%	3.150	12,10%	6.300	43,53%	244.511	0,11%	489.022	18,12%
Rupiah (IDR)	211.465	87,61%	422.930	87,61%	2.961	94,00%	5.922	94,00%	214.426	87,70%	428.852	87,70%
Valas (Currency)	29.896	12,39%	59.792	12,39%	189	6,00%	378	6,00%	30.085	12,30%	60.170	12,30%
Total	222.435.439	100,00%	2.684.216	100,00%	26.042	100,00%	14.471	100,00%	222.461.481	100,00%	2.698.687	100,00%
Rupiah (IDR)	221.398.248	99,53%	2.506.031	93,36%	25.577	98,21%	14.003	96,76%	221.423.825	99,53%	2.520.033	93,38%
Valas (Currency)	1.037.191	0,47%	178.185	6,64%	465	1,79%	469	3,24%	1.037.656	0,47%	178.654	6,62%

HALAMAN INI SENGAJA DI KOSONGKAN
THIS PAGE IS INTENTIONALLY LEFT BLANK

Format Lama

**Distribusi Simpanan
Bank Umum**

Juli 2017

DAFTAR ISI

Keterangan	3
1. Pertumbuhan Total Simpanan dan Jumlah Rekening pada Bank Umum	4
Total Simpanan dan Jumlah Rekening	4
Pertumbuhan Total Simpanan dan Jumlah Rekening	4
Tabel Pertumbuhan Simpanan dan Jumlah Rekening Year on Year	5
2. Distribusi Total Simpanan dan Jumlah Rekening Berdasarkan Jenis Simpanan	6
2.1. Total Simpanan dan Jumlah Rekening Berdasarkan Jenis Simpanan dan Valuta	6
2.2. Distribusi Total Simpanan dan Jumlah Rekening Berdasarkan Jenis Simpanan	7
Distribusi Total Simpanan Berdasarkan Jenis Simpanan	7
Distribusi Jumlah Rekening Berdasarkan jenis Simpanan	7
2.3. Dana Pihak ketiga Berdasarkan Jumlah Simpanan dan Valuta	8
2.4. Distribusi Nominal dan Rekening Dana Pihak Ketiga Berdasarkan Jenis Simpanan	9
2.5. Simpanan Dari Bank Lain Berdasarkan Jenis Simpanan dan Valuta	10
2.6. Distribusi Nominal dan Rekening Simpanan dari Bank Lain Berdasarkan Jenis Simpanan	11
3. Distribusi Simpanan Berdasarkan Segmen Nominal Simpanan	12
3.1. Total Simpanan Berdasarkan Segmen Nominal dan Valuta	12
3.2. Dana Pihak Ketiga Berdasarkan Segmen Nominal dan Valuta	13
3.3. Simpanan dari Bank Lain berdasarkan Segmen Nominal dan Valuta	14
4. Distribusi Simpanan Berdasarkan Besaran Nilai Simpanan dan Valuta	15
4.1. Total Simpanan berdasarkan Besaran Nilai Simpanan dan Valuta	15
4.2. Dana Pihak Ketiga berdasarkan Besaran Nilai Simpanan dan Valuta	16
4.3. Simpanan dari Bank Lain berdasarkan Besaran Nilai Simpanan dan Valuta	17
5. Distribusi Dana Pihak Ketiga dan Simpanan dari Bank Lain Yang Dijamin	18
5.1. Total Simpanan dan Distribusi Total Simpanan yang Dijamin dan Valuta	18
Distribusi Total Simpanan Berdasarkan Simpanan yang Dijamin	18
5.2. Dana Pihak Ketiga Berdasarkan Simpanan yang Dijamin dan Valuta	19
Distribusi Dana Pihak Ketiga Berdasarkan Simpanan yang Dijamin dan Valuta	19
5.3. Simpanan Dari Bank Lain Berdasarkan Simpanan yang Dijamin dan Valuta	20
Distribusi DPK berdasarkan Simpanan yang Dijamin dan Valuta	20

DAFTAR TABEL

Tabel 1	Total Simpanan dan Jumlah Rekening	4
Tabel 1.1	Tabel Pertumbuhan Simpanan dan Jumlah Rekening Year on Year	5
Tabel 2	Total Simpanan dan Jumlah Rekening Berdasarkan Jenis Simpanan dan Valuta	6
Tabel 3	Dana Pihak ketiga Berdasarkan Jumlah Simpanan dan Valuta	8
Tabel 4	Simpanan Dari Bank Lain Berdasarkan Jenis Simpanan dan Valuta	10
Tabel 5	Total Simpanan Berdasarkan Segmen Nominal dan Valuta	12
Tabel 6	Dana Pihak Ketiga Berdasarkan Segmen Nominal dan Valuta	13
Tabel 7	Simpanan dari Bank Lain berdasarkan Segmen Nominal dan Valuta	14
Tabel 8	Total Simpanan berdasarkan Besaran Nilai Simpanan dan Valuta	15
Tabel 9	Dana Pihak Ketiga berdasarkan Besaran Nilai Simpanan dan Valuta	16
Tabel 10	Simpanan dari Bank Lain berdasarkan Besaran Nilai Simpanan dan Valuta	17
Tabel 11	Total Simpanan dan Distribusi Total Simpanan yang Dijamin dan Valuta	18
Tabel 12	Dana Pihak Ketiga Berdasarkan Simpanan yang Dijamin dan Valuta	19
Tabel 13	Simpanan Dari Bank Lain Berdasarkan Simpanan yang Dijamin dan Valuta	20

DAFTAR GRAFIK

Grafik 1	Pertumbuhan Total Simpanan dan Jumlah Rekening	4
Grafik 2a	Distribusi Total Simpanan Berdasarkan Jenis Simpanan	7
Grafik 2b	Distribusi Jumlah Rekening Berdasarkan jenis Simpanan	7
Grafik 3a, 3b	Distribusi Nominal dan Rekening Dana Pihak Ketiga Berdasarkan Jenis Simpanan	9
Grafik 4a, 4b	Distribusi Nominal dan Rekening Simpanan dari Bank Lain Berdasarkan Jenis Simpanan	11
Grafik 5	Distribusi Total Simpanan Berdasarkan Simpanan yang Dijamin	18
Grafik 6	Distribusi Dana Pihak Ketiga Berdasarkan Simpanan yang Dijamin dan Valuta	19
Grafik 7	Distribusi DPK berdasarkan Simpanan yang Dijamin dan Valuta	20

KETERANGAN

Sumber Data

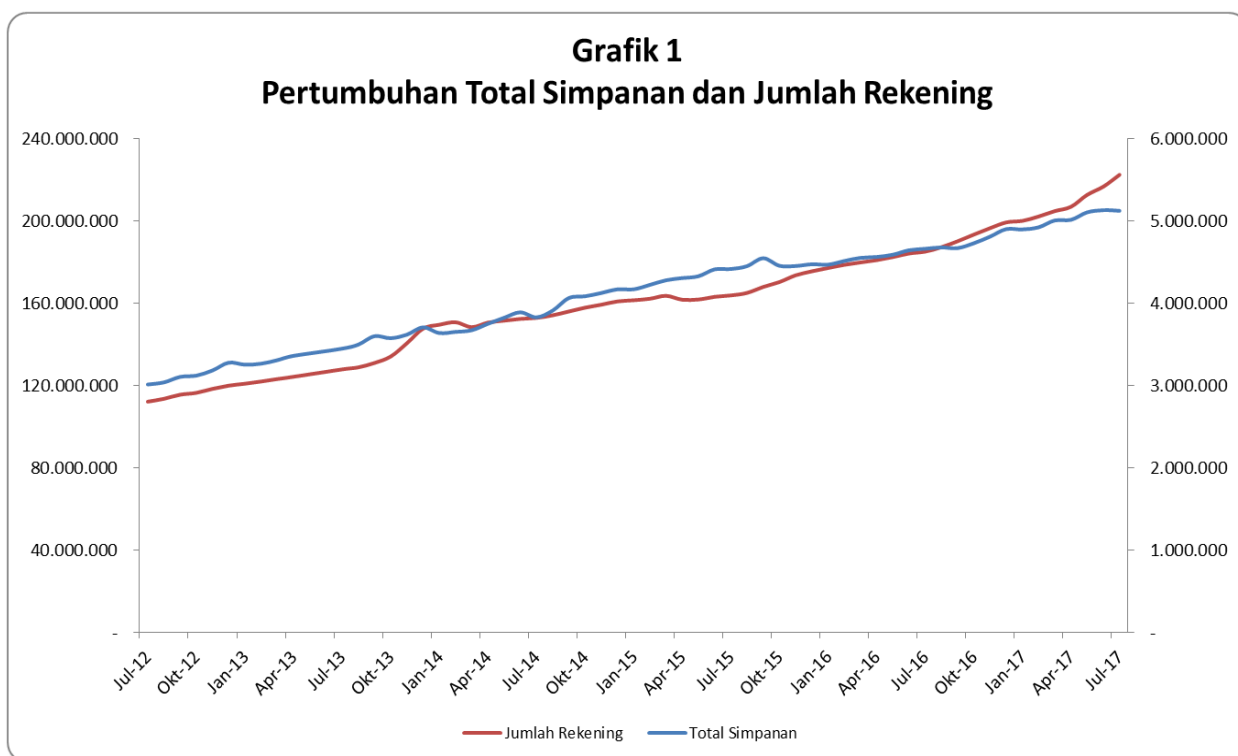
Laporan Posisi Simpanan yang disampaikan oleh 115 bank umum kepada Lembaga Penjamin Simpanan yang terdiri dari 102 Bank Umum Konvensional dan 13 Bank Umum Syariah.

Definisi

1. Simpanan meliputi dana pihak ketiga dan simpanan dari bank lain.
2. Simpanan Yang Dijamin meliputi:
 - a. seluruh simpanan dengan nominal sampai dengan Rp2 miliar;
 - b. porsi simpanan yang dijamin (Rp2 miliar) dari seluruh simpanan dengan nominal di atas Rp2 miliar.
- Besaran Nilai Simpanan Yang Dijamin adalah Rp2 miliar per nasabah per bank sebagaimana diatur dalam Peraturan Pemerintah No. 66 Tahun 2008.

1. PERTUMBUHAN TOTAL SIMPANAN DAN JUMLAH REKENING PADA BANK UMUM

Tabel 1												
Total Simpanan dan Jumlah Rekening (Total Deposits and Number of Account) (Rp Miliar/Billion IDR)												
Bulan (Month)	2012		2013		2014		2015		2016		2017	
	Rekening (Account)	Nominal (Nominal)	Rekening (Account)	Nominal (Nominal)	Rekening (Account)	Nominal (Nominal)	Rekening (Account)	Nominal (Nominal)	Rekening (Account)	Nominal (Nominal)	Rekening (Account)	Nominal (Nominal)
Januari	100.995.991	2.812.389	120.846.777	3.253.000	149.530.751	3.637.382	161.428.538	4.168.841	177.136.748	4.468.853	200.044.129	4.897.158
Februari	100.339.507	2.809.349	121.930.266	3.265.247	150.736.550	3.651.574	162.168.106	4.222.482	178.672.163	4.512.751	202.160.883	4.922.814
Maret	101.097.601	2.879.534	123.124.821	3.307.495	148.368.994	3.671.553	163.591.483	4.279.063	179.821.572	4.550.903	204.779.770	5.005.733
April	101.531.209	2.894.013	124.229.263	3.360.062	150.569.713	3.749.915	161.703.787	4.305.689	180.940.098	4.562.444	206.885.423	5.013.688
Mei	110.120.237	2.958.972	125.418.155	3.399.580	151.524.434	3.822.525	161.794.457	4.327.966	182.436.133	4.589.454	212.680.776	5.104.823
Juni	111.011.366	3.010.181	126.795.614	3.434.159	152.378.966	3.889.318	163.120.385	4.411.687	184.178.757	4.646.114	216.688.379*)	5.131.044*)
Juli	112.124.718	3.011.850	127.809.412	3.447.375	152.859.205	3.828.767	163.802.232	4.415.321	185.098.125	4.669.594	222.461.481	5.123.018
Agustus	113.534.168	3.037.803	128.817.609	3.496.756	154.140.288	3.910.281	165.008.226	4.450.891	187.238.755	4.680.848		
September	115.525.552	3.104.251	130.943.737	3.599.133	155.974.513	4.062.918	167.924.825	4.546.948	190.121.455	4.675.317		
Oktober	116.426.607	3.119.552	134.082.846	3.574.573	157.829.886	4.084.023	170.285.831	4.454.886	193.352.001	4.728.887		
Nopember	118.364.092	3.182.867	140.510.194	3.617.855	159.273.484	4.124.111	173.560.667	4.452.219	196.468.148	4.809.306		
Desember	119.917.930	3.277.154	147.626.510	3.706.609	160.881.757	4.168.558	175.501.915	4.473.772	199.301.222	4.900.193		



*) Terdapat perubahan total simpanan dan total rekening periode Juni 2017 dari Rp5.131.022 miliar (216.688.329 rekening) menjadi Rp5.131.0434 miliar (216.688.379 rekening). Perubahan tersebut dikarenakan adanya koreksi pada 1 bank terhadap laporan bulan Juni 2017 yang telah disampaikan sebelumnya.

Tabel 1.1
Pertumbuhan Total Simpanan dan Jumlah Rekening
(Growth of Total Deposits and The Number of Accounts)
Year on Year (YoY)

Tahun	Rekening	Nominal (Rp Miliar)	Rekening		Nominal	
			Δ	%Δ	Δ (Rp Miliar)	%Δ
2012*	119.917.930	3.277.154	18.414.366	18,14%	446.832	15,79%
2013*	147.626.510	3.706.609	27.708.580	23,11%	429.455	13,10%
2014*	160.881.757	4.168.558	13.255.247	8,98%	461.949	12,46%
2015*	175.501.915	4.473.772	14.620.158	9,09%	305.214	7,32%
2016*	199.301.222	4.900.193	23.799.307	13,56%	426.421	9,53%
2017**	222.461.481	5.123.018	23.160.259	11,62%	222.825	4,55%

*) Data *Year on Year* (YoY) per 31 Desember

***) Data *Year to Date* (Ytd) sampai dengan Juli 2017

2. DISTRIBUSI TOTAL SIMPANAN DAN JUMLAH REKENING BERDASARKAN JENIS SIMPANAN

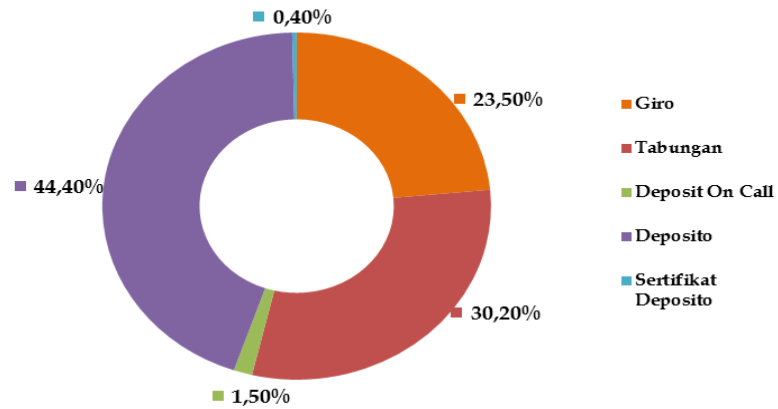
2.1. Total Simpanan dan Jumlah Rekening Berdasarkan Jenis Simpanan dan Valuta

Tabel 2												
Total Simpanan Berdasarkan Jenis Simpanan dan Valuta (Total Deposits by Type of Deposits and Foreign Exchange) (Rp Miliar/Billion IDR)												
Jenis Simpanan (Type of Deposits)	Juni-17				Juli-17				Δ			
	Rekening (Account)	%	Nominal (Nominal)	%	Rekening (Account)	%	Nominal (Nominal)	%	Δ Rekening (Δ Account)	%	Δ Nominal (Δ Nominal)	%
Giro (Demand Deposit)	2.971.780	1,40%	1.232.613	24,02%	2.984.741	1,34%	1.203.812	23,50%	12.961	0,44%	(28.801)	-2,34%
Rupiah (IDR)	2.784.356	93,69%	921.639	74,77%	2.798.708	93,77%	915.845	76,08%	14.352	0,52%	(5.795)	-0,63%
Valas (Foreign Exchange)	187.424	6,31%	310.974	25,23%	186.033	6,23%	287.967	23,92%	(1.391)	-0,74%	(23.006)	-7,40%
Tabungan (Saving Account)	209.828.632	96,80%	1.556.630	30,34%	215.539.257	96,89%	1.547.105	30,20%	5.710.625	2,72%	(9.525)	-0,61%
Rupiah (IDR)	209.123.633	99,66%	1.425.728	91,59%	214.826.449	99,67%	1.423.526	92,01%	5.702.816	2,73%	(2.202)	-0,15%
Valas (Foreign Exchange)	704.999	0,34%	130.902	8,41%	712.808	0,33%	123.579	7,99%	7.809	1,11%	(7.323)	-5,59%
Deposit on Call	5.003	0,00%	79.029	1,54%	4.585	0,00%	79.181	1,50%	(418)	-8,35%	152	0,19%
Rupiah (IDR)	4.818	96,30%	69.379	87,79%	4.431	96,64%	70.757	89,36%	(387)	-8,03%	1.378	1,99%
Valas (Foreign Exchange)	185	3,70%	9.650	12,21%	154	3,36%	8.424	10,64%	(31)	-16,76%	(1.226)	-12,71%
Deposito (Time Deposits)	3.882.661	1,80%	2.243.137	43,72%	3.932.613	1,77%	2.273.903	44,40%	49.952	1,29%	30.766	1,37%
Rupiah (IDR)	3.743.170	96,41%	1.951.170	86,98%	3.793.952	96,47%	1.989.489	87,49%	50.782	1,36%	38.319	1,96%
Valas (Foreign Exchange)	139.491	3,59%	291.967	13,02%	138.661	3,53%	284.414	12,51%	(830)	-0,60%	(7.553)	-2,59%
Sertifikat Deposito (Certificate of Time Deposits)	303	0,00%	19.636	0,38%	285	0,00%	19.017	0,40%	(18)	-5,94%	(619)	-3,15%
Rupiah (IDR)	303	100,00%	19.636	100,00%	285	100,00%	19.017	100,00%	(18)	-5,94%	(619)	-3,15%
Valas (Foreign Exchange)	-	0,00%	-	0,00%	-	0,00%	-	0,00%	0	0,00%	0	0,00%
Total	216.688.379	100,00%	5.131.044	100,00%	222.461.481	100,00%	5.123.018	100,00%	5.773.102	2,66%	(8.026)	-0,16%
Rupiah (IDR)	215.656.280	99,52%	4.387.552	85,51%	221.423.825	99,53%	4.418.634	86,25%	5.767.545	2,67%	31.082	0,71%
Valas (Foreign Exchange)	1.032.099	0,48%	743.492	14,49%	1.037.656	0,47%	704.384	13,75%	5.557	0,54%	(39.108)	-5,26%

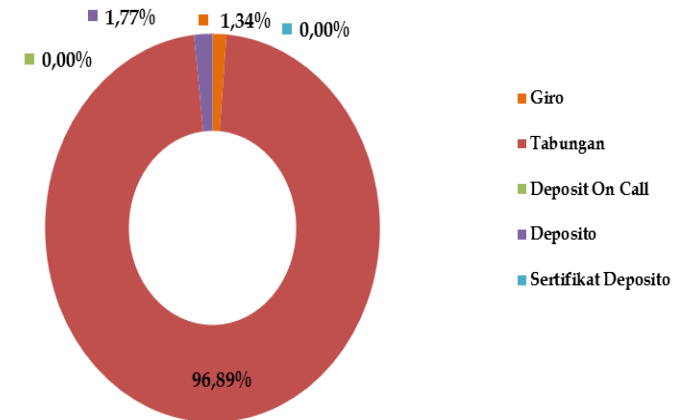
Keterangan: Prosentase simpanan pada masing-masing jenis simpanan merupakan prosentase terhadap total simpanan

2.2. Total Simpanan dan Jumlah Rekening Berdasarkan Jenis Simpanan dan Valuta Juli 2017

Gambar 2a
Distribusi Total Simpanan Berdasarkan Jenis Simpanan



Gambar 2b
Distribusi Jumlah Rekening Berdasarkan Jenis Simpanan

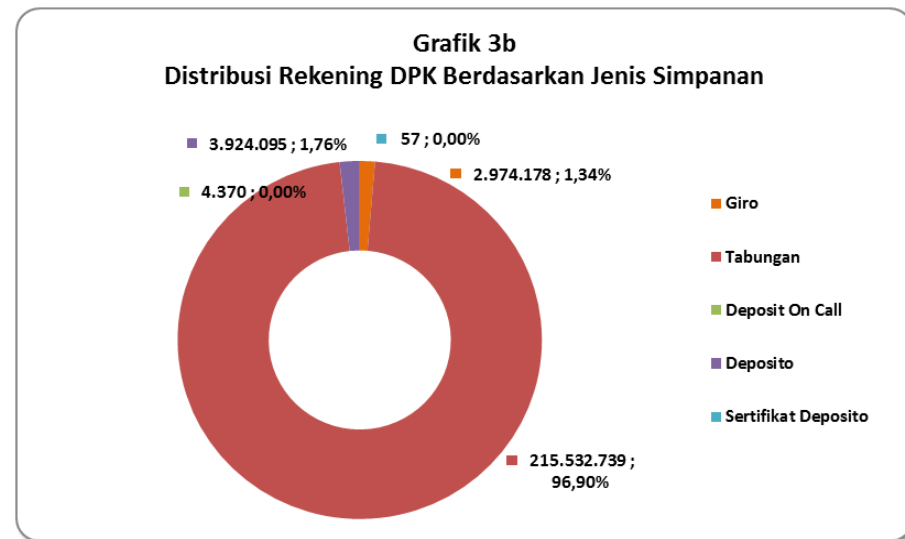
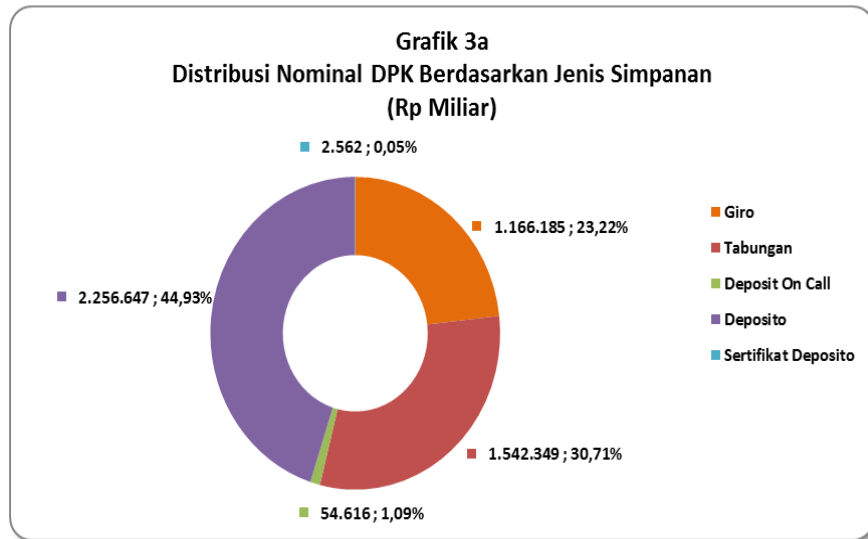


2.3. Dana Pihak Ketiga (DPK) Berdasarkan Jenis Simpanan dan Valuta

Tabel 3												
DPK Berdasarkan Jenis Simpanan dan Valuta (Third Party-Fund by Type of Deposits and Foreign Exchange) (Rp Miliar/Billion IDR)												
Jenis Simpanan (Type of Deposits)	Juni-17				Juli-17				Δ			
	Rekening (Account)	%	Nominal (Nominal)	%	Rekening (Account)	%	Nominal (Nominal)	%	Δ Rekening (Δ Account)	%	Δ Nominal (Δ Nominal)	%
Giro (Demand Deposit)	2.961.105	1,37%	1.187.331	23,60%	2.974.178	1,34%	1.166.185	23,22%	13.073	0,44%	(21.147)	-1,78%
Rupiah (IDR)	2.774.132	93,69%	887.530	74,75%	2.788.587	93,76%	886.627	76,03%	14.455	0,52%	(904)	-0,10%
Valas (Foreign Exchange)	186.973	6,31%	299.801	25,25%	185.591	6,24%	279.558	23,97%	(1.382)	-0,74%	(20.243)	-6,75%
Tabungan (Saving Account)	209.822.125	96,84%	1.552.647	30,80%	215.532.739	96,90%	1.542.349	30,71%	5.710.614	2,72%	(10.298)	-0,66%
Rupiah (IDR)	209.117.139	99,66%	1.421.754	91,57%	214.819.944	99,67%	1.418.781	91,99%	5.702.805	2,73%	(2.973)	-0,21%
Valas (Foreign Exchange)	704.986	0,34%	130.893	8,43%	712.795	0,33%	123.568	8,01%	7.809	1,11%	(7.325)	-5,60%
Deposit on Call	4.894	0,00%	66.611	1,30%	4.370	0,00%	54.616	1,09%	(524)	-10,71%	(11.996)	-18,01%
Rupiah (IDR)	4.710	96,24%	56.988	85,55%	4.217	96,50%	46.218	84,63%	(493)	-10,47%	(10.770)	-18,90%
Valas (Foreign Exchange)	184	3,76%	9.623	14,45%	153	3,50%	8.397	15,37%	(31)	-16,85%	(1.226)	-12,74%
Deposito (Time Deposits)	3.874.546	1,79%	2.225.159	44,20%	3.924.095	1,76%	2.256.647	44,93%	49.549	1,28%	31.489	1,42%
Rupiah (IDR)	3.735.066	96,40%	1.933.784	86,91%	3.785.443	96,47%	1.972.670	87,42%	50.377	1,35%	38.886	2,01%
Valas (Foreign Exchange)	139.480	3,60%	291.375	13,09%	138.652	3,53%	283.977	12,58%	(828)	-0,59%	(7.398)	-2,54%
Sertifikat Deposito (Certificate of Time Deposits)	55	0,00%	2.550	0,10%	57	0,00%	2.562	0,05%	2	3,64%	11	0,44%
Rupiah (IDR)	55	100,00%	2.550	100,00%	57	100,00%	2.562	100,00%	2	3,64%	11	0,44%
Valas (Foreign Exchange)	-	0,00%	-	0,00%	-	0,00%	-	0,00%	0	0,00%	0	0,00%
Total	216.662.725	100,00%	5.034.299	100,00%	222.435.439	100,00%	5.022.359	100,00%	5.772.714	2,66%	(11.940)	-0,24%
Rupiah (IDR)	215.631.102	99,52%	4.302.607	85,47%	221.398.248	99,53%	4.326.858	86,15%	5.767.146	2,67%	24.251	0,56%
Valas (Foreign Exchange)	1.031.623	0,48%	731.692	14,53%	1.037.191	0,47%	695.501	13,85%	5.568	0,54%	(36.191)	-4,95%

Keterangan: Prosentase simpanan pada masing-masing jenis simpanan merupakan prosentase terhadap total simpanan

2.4. Distribusi Nominal dan Rekening Dana Pihak Ketiga Berdasarkan Jenis Simpanan Juli 2017

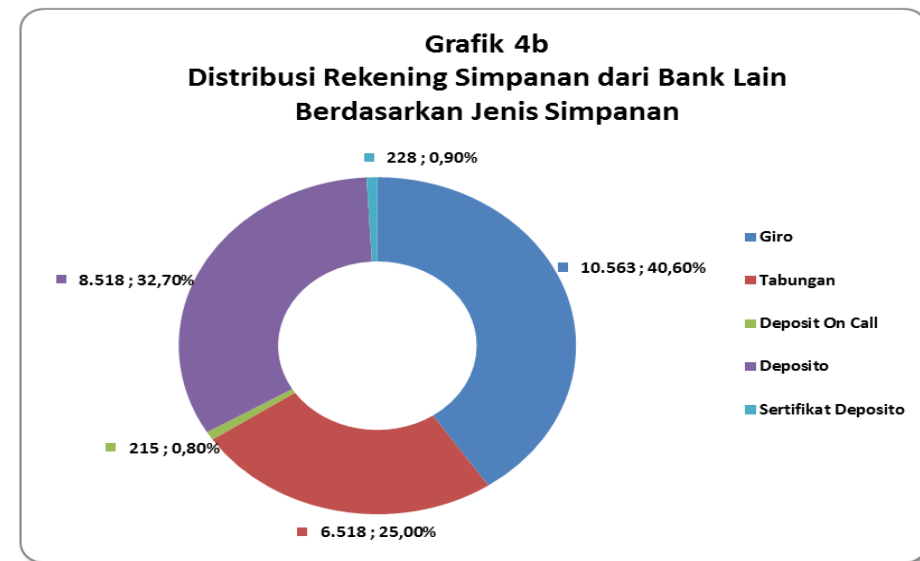
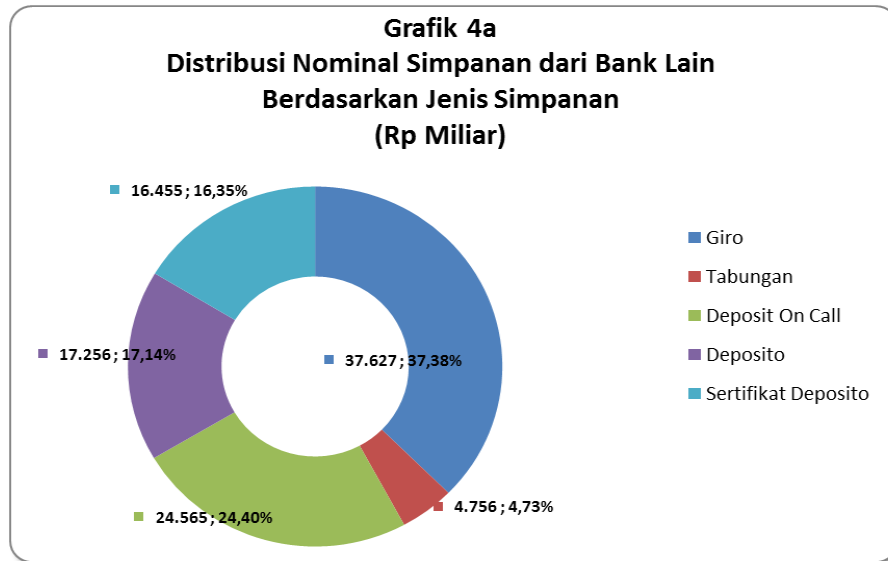


2.5. Simpanan Dari Bank Lain Berdasarkan Jenis Simpanan dan Valuta

Tabel 4												
Simpanan Dari Bank Lain Berdasarkan Jenis Simpanan dan Valuta (Funds From Other Banks by Type of Deposits and Foreign Exchange) (Rp Miliar/Billion IDR)												
Jenis Simpanan (Type of Deposits)	Juni-17				Juli-17				Δ			
	Rekening (Account)	%	Nominal (Nominal)	%	Rekening (Account)	%	Nominal (Nominal)	%	Δ Rekening (Δ Account)	%	Δ Nominal (Δ Nominal)	%
Giro (Demand Deposit)	10.675	41,60%	45.281	46,81%	10.563	40,60%	37.627	37,38%	(112)	-1,05%	(7.654)	-16,90%
Rupiah (IDR)	10.224	95,78%	34.109	75,33%	10.121	95,82%	29.218	77,65%	(103)	-1,01%	(4.891)	-14,34%
Valas (Foreign Exchange)	451	4,22%	11.172	24,67%	442	4,18%	8.409	22,35%	(9)	-2,00%	(2.763)	-24,73%
Tabungan (Saving Account)	6.507	25,40%	3.982	4,12%	6.518	25,00%	4.756	4,73%	11	0,17%	774	19,43%
Rupiah (IDR)	6.494	99,80%	3.974	99,79%	6.505	99,80%	4.745	99,78%	11	0,17%	771	19,41%
Valas (Foreign Exchange)	13	0,20%	8	0,21%	13	0,20%	11	0,22%	0	0,00%	2	28,00%
Deposit on Call	109	0,40%	12.418	12,84%	215	0,80%	24.565	24,40%	106	97,25%	12.148	97,83%
Rupiah (IDR)	108	99,08%	12.391	99,79%	214	99,53%	24.539	99,89%	106	98,15%	12.148	98,04%
Valas (Foreign Exchange)	1	0,92%	27	0,21%	1	0,47%	27	0,11%	0	0,00%	(0)	-0,02%
Deposito (Time Deposits)	8.115	31,60%	17.978	18,58%	8.518	32,70%	17.256	17,14%	403	4,97%	(723)	-4,02%
Rupiah (IDR)	8.104	99,86%	17.387	96,71%	8.509	99,89%	16.819	97,47%	405	5,00%	(567)	-3,26%
Valas (Foreign Exchange)	11	0,14%	592	3,29%	9	0,11%	436	2,53%	(2)	-18,18%	(155)	-26,24%
Sertifikat Deposito (Certificate of Time Deposits)	248	1,00%	17.085	17,66%	228	0,90%	16.455	16,35%	(20)	-8,06%	(630)	-3,69%
Rupiah (IDR)	248	100,00%	17.085	100,00%	228	100,00%	16.455	100,00%	(20)	-8,06%	(630)	-3,69%
Valas (Foreign Exchange)	-	0,00%	-	0,00%	-	0,00%	-	0,00%	0	0,00%	0	0,00%
Total	25.654	100,00%	96.745	100,00%	26.042	100,00%	100.659	100,00%	388	1,51%	3.915	4,05%
Rupiah (IDR)	25.178	98,14%	84.946	87,80%	25.577	98,21%	91.776	91,18%	399	1,58%	6.831	8,04%
Valas (Foreign Exchange)	476	1,86%	11.799	12,20%	465	1,79%	8.883	8,82%	(11)	-2,31%	(2.916)	-24,71%

Keterangan: Prosentase simpanan pada masing-masing jenis simpanan merupakan prosentase terhadap total simpanan

2.6. Distribusi Nominal dan Rekening Simpanan dari Bank Lain Berdasarkan Jenis Simpanan Juli 2017



3. DISTRIBUSI SIMPANAN BERDASARKAN SEGMENT NOMINAL SIMPANAN

3.1. Total Simpanan Berdasarkan Segment Nominal dan Valuta

Tabel 5 Total Simpanan Berdasarkan Segment Nominal dan Valuta (Total Deposits by Nominal Segmentation and Foreign Exchange) (Rp Miliar/Billion IDR)												
Nominal Simpanan (Nominal of Deposits)	Juni-17				Juli-17				Δ			
	Rekening (Account)	%	Nominal (Nominal)	%	Rekening (Account)	%	Nominal (Nominal)	%	Δ Rekening (Δ Account)	%	Δ Nominal (Δ Nominal)	%
N ≤ 100 Jt	212.302.871	97,98%	724.416	14,10%	218.042.912	98,01%	722.016	14,09%	5.740.041	2,70%	(2.400)	-0,33%
Rupiah (IDR)	211.556.136	99,65%	710.219	98,04%	217.285.964	99,65%	708.962	98,19%	5.729.828	2,71%	(1.257)	-0,18%
Valas (Foreign Exchange)	746.735	0,35%	14.197	1,96%	756.948	0,35%	13.054	1,81%	10.213	1,37%	(1.143)	-8,05%
100 Jt < N ≤ 200 Jt	1.998.384	0,92%	280.785	5,50%	2.015.104	0,91%	283.189	5,53%	16.720	0,84%	2.404	0,86%
Rupiah (IDR)	1.900.476	95,10%	266.882	95,05%	1.918.271	95,19%	269.460	95,15%	17.795	0,94%	2.578	0,97%
Valas (Foreign Exchange)	97.908	4,90%	13.903	4,95%	96.833	4,81%	13.729	4,85%	(1.075)	-1,10%	(173)	-1,25%
200 Jt < N ≤ 500 Jt	1.349.428	0,62%	436.427	8,50%	1.358.725	0,61%	439.650	8,58%	9.297	0,69%	3.223	0,74%
Rupiah (IDR)	1.262.000	93,52%	408.778	93,66%	1.272.477	93,65%	412.407	93,80%	10.477	0,83%	3.629	0,89%
Valas (Foreign Exchange)	87.428	6,48%	27.649	6,34%	86.248	6,35%	27.243	6,20%	(1.180)	-1,35%	(405)	-1,47%
500 Jt < N ≤ 1 M	538.771	0,25%	394.872	7,70%	544.131	0,24%	398.877	7,79%	5.360	0,99%	4.004	1,01%
Rupiah (IDR)	495.821	92,03%	364.918	92,41%	501.745	92,21%	369.359	92,60%	5.924	1,19%	4.440	1,22%
Valas (Foreign Exchange)	42.950	7,97%	29.954	7,59%	42.386	7,79%	29.518	7,40%	(564)	-1,31%	(436)	-1,46%
1 M < N ≤ 2 M	255.822	0,12%	365.345	7,10%	256.098	0,12%	365.933	7,14%	276	0,11%	588	0,16%
Rupiah (IDR)	230.208	89,99%	329.806	90,27%	230.942	90,18%	330.995	90,45%	734	0,32%	1.188	0,36%
Valas (Foreign Exchange)	25.614	10,01%	35.538	9,73%	25.156	9,82%	34.938	9,55%	(458)	-1,79%	(600)	-1,69%
2 M < N ≤ 5 M	155.556	0,07%	486.044	9,50%	156.754	0,07%	490.777	9,58%	1.198	0,77%	4.733	0,97%
Rupiah (IDR)	139.674	89,79%	436.954	89,90%	141.531	90,29%	443.801	90,43%	1.857	1,33%	6.848	1,57%
Valas (Foreign Exchange)	15.882	10,21%	49.090	10,10%	15.223	9,71%	46.976	9,57%	(659)	-4,15%	(2.114)	-4,31%
N > 5 M	87.547	0,04%	2.443.155	47,60%	87.757	0,04%	2.422.576	47,29%	210	0,24%	(20.579)	-0,84%
Rupiah (IDR)	71.965	82,20%	1.869.995	76,54%	72.895	83,06%	1.883.651	77,75%	930	1,29%	13.656	0,73%
Valas (Foreign Exchange)	15.582	17,80%	573.160	23,46%	14.862	16,94%	538.925	22,25%	(720)	-4,62%	(34.235)	-5,97%
Total	216.688.379	100,00%	5.131.044	100,00%	222.461.481	100,00%	5.123.018	100,00%	5.773.102	2,66%	(8.026)	-0,16%
Rupiah (IDR)	215.656.280	99,52%	4.387.552	85,51%	221.423.825	99,53%	4.418.634	86,25%	5.767.545	2,67%	31.082	0,71%
Valas (Foreign Exchange)	1.032.099	0,48%	743.491	14,49%	1.037.656	0,47%	704.384	13,75%	5.557	0,54%	(39.107)	-5,26%

Keterangan: Prosentase simpanan pada masing-masing segment nominal simpanan merupakan prosentase terhadap total simpanan

3.2. Dana Pihak Ketiga Berdasarkan Segmen Nominal dan Valuta

Tabel 6												
DPK Berdasarkan Segmen Nominal dan Valuta (Third Party-Fund by Nominal Segmentation and Foreign Exchange) (Rp Miliar/Billion IDR)												
Nominal Simpanan (Nominal of Deposits)	Juni-17				Juli-17				Δ			
	Rekening (Account)	%	Nominal (Nominal)	%	Rekening (Account)	%	Nominal (Nominal)	%	Δ Rekening (Δ Account)	%	Δ Nominal (Δ Nominal)	%
N ≤ 100 Jt	212.291.908	97,98%	724.122	14,38%	218.032.313	98,02%	721.736	14,37%	5.740.405	2,70%	(2.386)	-0,33%
Rupiah (IDR)	211.545.307	99,65%	709.928	98,04%	217.275.501	99,65%	708.684	98,19%	5.730.194	2,71%	(1.243)	-0,18%
Valas (Foreign Exchange)	746.601	0,35%	14.195	1,96%	756.812	0,35%	13.052	1,81%	10.211	1,37%	(1.143)	-8,05%
100 Jt < N ≤ 200 Jt	1.995.617	0,92%	280.381	5,57%	2.012.519	0,91%	282.810	5,63%	16.902	0,85%	2.429	0,87%
Rupiah (IDR)	1.897.739	95,10%	266.483	95,04%	1.915.719	95,19%	269.086	95,15%	17.980	0,95%	2.603	0,98%
Valas (Foreign Exchange)	97.878	4,90%	13.898	4,96%	96.800	4,81%	13.724	4,85%	(1.078)	-1,10%	(174)	-1,25%
200 Jt < N ≤ 500 Jt	1.345.410	0,62%	434.982	8,64%	1.354.462	0,61%	438.098	8,72%	9.052	0,67%	3.116	0,72%
Rupiah (IDR)	1.258.017	93,50%	407.344	93,65%	1.268.248	93,63%	410.865	93,78%	10.231	0,81%	3.522	0,86%
Valas (Foreign Exchange)	87.393	6,50%	27.638	6,35%	86.214	6,37%	27.233	6,22%	(1.179)	-1,35%	(405)	-1,47%
500 Jt < N ≤ 1 M	535.546	0,25%	392.227	7,79%	540.810	0,24%	396.149	7,89%	5.264	0,98%	3.922	1,00%
Rupiah (IDR)	492.632	91,99%	362.298	92,37%	498.466	92,17%	366.661	92,56%	5.834	1,18%	4.363	1,20%
Valas (Foreign Exchange)	42.914	8,01%	29.928	7,63%	42.344	7,83%	29.488	7,44%	(570)	-1,33%	(440)	-1,47%
1 M < N ≤ 2 M	253.923	0,12%	362.454	7,20%	253.974	0,11%	362.700	7,22%	51	0,02%	246	0,07%
Rupiah (IDR)	228.343	89,93%	326.961	90,21%	228.849	90,11%	327.804	90,38%	506	0,22%	843	0,26%
Valas (Foreign Exchange)	25.580	10,07%	35.493	9,79%	25.125	9,89%	34.896	9,62%	(455)	-1,78%	(596)	-1,68%
2 M < N ≤ 5 M	154.231	0,07%	481.563	9,57%	155.181	0,07%	485.483	9,67%	950	0,62%	3.920	0,81%
Rupiah (IDR)	138.397	89,73%	432.621	89,84%	140.000	90,22%	438.641	90,35%	1.603	1,16%	6.021	1,39%
Valas (Foreign Exchange)	15.834	10,27%	48.942	10,16%	15.181	9,78%	46.842	9,65%	(653)	-4,12%	(2.100)	-4,29%
N > 5 M	86.090	0,04%	2.358.570	46,85%	86.180	0,04%	2.335.382	46,50%	90	0,10%	(23.188)	-0,98%
Rupiah (IDR)	70.667	82,09%	1.796.972	76,19%	71.465	82,93%	1.805.116	77,29%	798	1,13%	8.144	0,45%
Valas (Foreign Exchange)	15.423	17,91%	561.598	23,81%	14.715	17,07%	530.266	22,71%	(708)	-4,59%	(31.332)	-5,58%
Total	216.662.725	100,00%	5.034.299	100,00%	222.435.439	100,00%	5.022.359	100,00%	5.772.714	2,66%	(11.940)	-0,24%
Rupiah (IDR)	215.631.102	99,52%	4.302.607	85,47%	221.398.248	99,53%	4.326.858	86,15%	5.767.146	2,67%	24.251	0,56%
Valas (Foreign Exchange)	1.031.623	0,48%	731.692	14,53%	1.037.191	0,47%	695.501	13,85%	5.568	0,54%	(36.191)	-4,95%

Keterangan: Prosentase simpanan pada masing-masing segmen nominal simpanan merupakan prosentase terhadap total simpanan

3.3. Simpanan dari Bank Lain Berdasarkan Segmen Nominal dan Valuta

Tabel 7												
Simpanan Dari Bank Lain Berdasarkan Segmen Nominal dan Valuta (Funds From Other Banks by Nominal Segmentation and Foreign Exchange) (Rp Miliar/Billion IDR)												
Nominal Simpanan (Nominal of Deposits)	Juni-17				Juli-17				Δ			
	Rekening (Account)	%	Nominal (Nominal)	%	Rekening (Account)	%	Nominal (Nominal)	%	Δ Rekening (Δ Account)	%	Δ Nominal (Δ Nominal)	%
N ≤ 100 Jt	10.963	42,73%	294	0,30%	10.599	40,70%	280	0,28%	(364)	-3,32%	(14)	-4,85%
Rupiah (IDR)	10.829	98,78%	291	99,16%	10.463	98,72%	277	99,16%	(366)	-3,38%	(14)	-4,86%
Valas (Foreign Exchange)	134	1,22%	2	0,84%	136	1,28%	2	0,84%	2	1,49%	(0)	-4,46%
100 Jt < N ≤ 200 Jt	2.767	10,80%	404	0,43%	2.585	9,92%	379	0,38%	(182)	-6,58%	(25)	-6,11%
Rupiah (IDR)	2.737	98,92%	399	98,93%	2.552	98,72%	374	98,70%	(185)	-6,76%	(25)	-6,33%
Valas (Foreign Exchange)	30	1,08%	4	1,07%	33	1,28%	5	1,30%	3	10,00%	1	14,44%
200 Jt < N ≤ 500 Jt	4.018	15,66%	1.445	1,49%	4.263	16,37%	1.552	1,54%	245	6,10%	107	7,39%
Rupiah (IDR)	3.983	99,13%	1.434	99,24%	4.229	99,20%	1.541	99,30%	246	6,18%	107	7,46%
Valas (Foreign Exchange)	35	0,87%	11	0,76%	34	0,80%	11	0,70%	(1)	-2,86%	(0)	-1,26%
500 Jt < N ≤ 1 M	3.225	12,57%	2.646	2,73%	3.321	12,75%	2.728	2,71%	96	2,98%	82	3,11%
Rupiah (IDR)	3.189	98,88%	2.620	99,01%	3.279	98,74%	2.697	98,88%	90	2,82%	78	2,97%
Valas (Foreign Exchange)	36	1,12%	26	0,99%	42	1,26%	31	1,12%	6	16,67%	4	16,93%
1 M < N ≤ 2 M	1.899	7,40%	2.891	2,99%	2.124	8,16%	3.233	3,21%	225	11,85%	342	11,83%
Rupiah (IDR)	1.865	98,21%	2.845	98,42%	2.093	98,54%	3.191	98,70%	228	12,23%	346	12,15%
Valas (Foreign Exchange)	34	1,79%	46	1,58%	31	1,46%	42	1,30%	(3)	-8,82%	(4)	-8,36%
2 M < N ≤ 5 M	1.325	5,16%	4.481	4,63%	1.573	6,04%	5.294	5,26%	248	18,72%	813	18,15%
Rupiah (IDR)	1.277	96,38%	4.333	96,70%	1.531	97,33%	5.160	97,47%	254	19,89%	827	19,09%
Valas (Foreign Exchange)	48	3,62%	148	3,30%	42	2,67%	134	2,53%	(6)	-12,50%	(14)	-9,40%
N > 5 M	1.457	5,68%	84.585	87,43%	1.577	6,06%	87.194	86,62%	120	8,24%	2.609	3,08%
Rupiah (IDR)	1.298	89,09%	73.023	86,33%	1.430	90,68%	78.535	90,07%	132	10,17%	5.512	7,55%
Valas (Foreign Exchange)	159	10,91%	11.562	13,67%	147	9,32%	8.659	9,93%	(12)	-7,55%	(2.903)	-25,11%
Total	25.654	100,00%	96.745	100,00%	26.042	100,00%	100.659	100,00%	388	1,51%	3.915	4,05%
Rupiah (IDR)	25.178	98,14%	84.946	87,80%	25.577	98,21%	91.776	91,18%	399	1,58%	6.831	8,04%
Valas (Foreign Exchange)	476	1,86%	11.799	12,20%	465	1,79%	8.883	8,82%	(11)	-2,31%	(2.916)	-24,71%

Keterangan: Prosentase simpanan pada masing-masing segmen nominal simpanan merupakan prosentase terhadap total simpanan

4. DISTRIBUSI SIMPANAN BERDASARKAN BESARAN NILAI SIMPANAN DAN VALUTA

4.1. Total Simpanan Berdasarkan Besaran Nilai Simpanan dan Valuta

Tabel 8 Total Simpanan Berdasarkan Besaran Nilai Simpanan dan Valuta (Total Deposits by Nominal of Deposits and Foreign Exchange) (Rp Miliar/Billion IDR)												
Nominal Simpanan (Nominal of Deposits)	Juni-17				Juli-17				Δ			
	Rekening (Account)	%	Nominal (Nominal)	%	Rekening (Account)	%	Nominal (Nominal)	%	Δ Rekening (Δ Account)	%	Δ Nominal (Δ Nominal)	%
N ≤ 2 M	216.445.276	99,89%	2.201.845	42,91%	222.216.970	99,89%	2.209.665	43,13%	5.771.694	2,67%	7.820	0,36%
Rupiah (IDR)	215.444.641	99,54%	2.080.604	94,49%	221.209.399	99,55%	2.091.181	94,64%	5.764.758	2,68%	10.578	0,51%
Valas (Foreign Exchange)	1.000.635	0,46%	121.241	5,51%	1.007.571	0,45%	118.484	5,36%	6.936	0,69%	(2.758)	-2,27%
N > 2 M	243.103	0,11%	2.929.198	57,09%	244.511	0,11%	2.913.353	56,87%	1.408	0,58%	(15.845)	-0,54%
Rupiah (IDR)	211.639	87,06%	2.306.949	78,76%	214.426	87,70%	2.327.453	79,89%	2.787	1,32%	20.504	0,89%
Valas (Foreign Exchange)	31.464	12,94%	622.250	21,24%	30.085	12,30%	585.900	20,11%	(1.379)	-4,38%	(36.349)	-5,84%
Total	216.688.379	100,00%	5.131.044	100,00%	222.461.481	100,00%	5.123.018	100,00%	5.773.102	2,66%	(8.027)	-0,16%
Rupiah (IDR)	215.656.280	99,52%	4.387.552	85,51%	221.423.825	99,53%	4.418.633	86,25%	5.767.545	2,67%	31.081	0,71%
Valas (Foreign Exchange)	1.032.099	0,48%	743.491	14,49%	1.037.656	0,47%	704.384	13,75%	5.557	0,54%	(39.107)	-5,26%

Keterangan: Prosentase simpanan pada masing-masing segmen nominal simpanan meruakan prosentase terhadap total simpanan

4.2. Dana Pihak Ketiga Berdasarkan Besaran Nilai Simpanan dan Valuta

Tabel 9												
DPK Berdasarkan Besaran Nilai Simpanan dan Valuta (Third Party-Fund by Nominal of Deposits and Foreign Exchange) (Rp Miliar/Billion IDR)												
Nominal Simpanan (Nominal of Deposits)	Juni-17				Juli-17				Δ			
	Rekening (Account)	%	Nominal (Nominal)	%	Rekening (Account)	%	Nominal (Nominal)	%	Δ Rekening (Δ Account)	%	Δ Nominal (Δ Nominal)	%
N ≤ 2 M	216.422.404	99,89%	2.194.166	43,58%	222.194.078	99,89%	2.201.494	43,83%	5.771.674	2,67%	7.328	0,33%
Rupiah (IDR)	215.422.038	99,54%	2.073.014	94,48%	221.186.783	99,55%	2.083.101	94,62%	5.764.745	2,68%	10.087	0,49%
Valas (Foreign Exchange)	1.000.366	0,46%	121.152	5,52%	1.007.295	0,45%	118.393	5,38%	6.929	0,69%	(2.759)	-2,28%
N > 2 M	240.321	0,11%	2.840.133	56,42%	241.361	0,11%	2.820.865	56,17%	1.040	0,43%	(19.268)	-0,68%
Rupiah (IDR)	209.064	86,99%	2.229.593	78,50%	211.465	87,61%	2.243.757	79,54%	2.401	1,15%	14.165	0,64%
Valas (Foreign Exchange)	31.257	13,01%	610.540	21,50%	29.896	12,39%	577.108	20,46%	(1.361)	-4,35%	(33.432)	-5,48%
Total	216.662.725	100,00%	5.034.299	100,00%	222.435.439	100,00%	5.022.359	100,00%	5.772.714	2,66%	(11.940)	-0,24%
Rupiah (IDR)	215.631.102	99,52%	4.302.607	85,47%	221.398.248	99,53%	4.326.858	86,15%	5.767.146	2,67%	24.251	0,56%
Valas (Foreign Exchange)	1.031.623	0,48%	731.692	14,53%	1.037.191	0,47%	695.501	13,85%	5.568	0,54%	(36.191)	-4,95%

Keterangan: Prosentase simpanan pada masing-masing segmen nominal simpanan merupakan prosentase terhadap total simpanan

4.3. Simpanan Dari Bank Lain Berdasarkan Besaran Nilai Simpanan dan Valuta

Tabel 10												
Simpanan Dari Bank Lain Berdasarkan Besaran Nilai Simpanan dan Valuta (Funds From Other Banks by Nominal of Deposits and Foreign Exchange) (Rp Miliar/Billion IDR)												
Nominal Simpanan (Nominal of Deposits)	Juni-17				Juli-17				Δ			
	Rekening (Account)	%	Nominal (Nominal)	%	Rekening (Account)	%	Nominal (Nominal)	%	Δ Rekening (Δ Account)	%	Δ Nominal (Δ Nominal)	%
N ≤ 2 M	22.872	89,16%	7.679	7,94%	22.892	87,90%	8.171	8,12%	20	0,09%	492	6,41%
Rupiah (IDR)	22.603	98,82%	7.590	98,83%	22.616	98,79%	8.081	98,89%	13	0,06%	491	6,47%
Valas (Foreign Exchange)	269	1,18%	90	1,17%	276	1,21%	91	1,11%	7	2,60%	1	1,09%
N > 2 M	2.782	10,84%	89.065	92,06%	3.150	12,10%	92.488	91,88%	368	13,23%	3.423	3,84%
Rupiah (IDR)	2.575	92,56%	77.356	86,85%	2.961	94,00%	83.695	90,49%	386	14,99%	6.340	8,20%
Valas (Foreign Exchange)	207	7,44%	11.709	13,15%	189	6,00%	8.792	9,51%	(18)	-8,70%	(2.917)	-24,91%
Total	25.654	100,00%	96.745	100,00%	26.042	100,00%	100.659	100,00%	388	1,51%	3.915	4,05%
Rupiah (IDR)	25.178	98,14%	84.946	87,80%	25.577	98,21%	91.776	91,18%	399	1,58%	6.831	8,04%
Valas (Foreign Exchange)	476	1,86%	11.799	12,20%	465	1,79%	8.883	8,82%	(11)	-2,31%	(2.916)	-24,71%

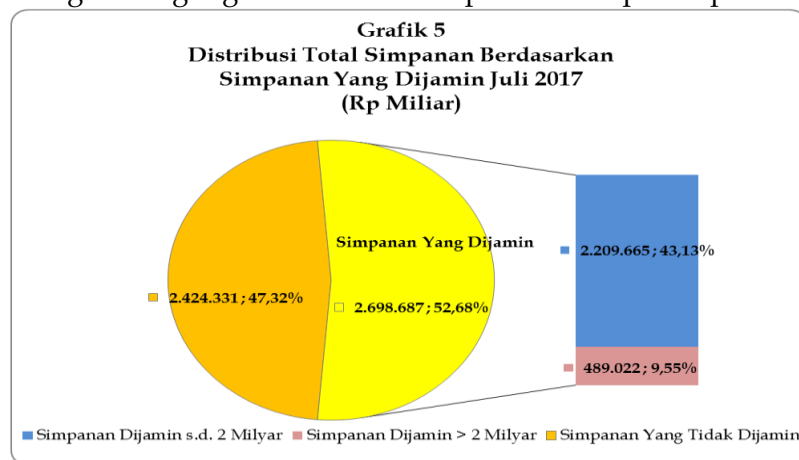
Keterangan: Prosentase simpanan pada masing-masing segmen nominal simpanan merupakan prosentase terhadap total simpanan

5. DISTRIBUSI DANA PIHAK KETIGA DAN SIMPANAN DARI BANK LAIN YANG DIJAMIN

5.1. Total Simpanan dan Distribusi Total Simpanan Berdasarkan Simpanan yang Dijamin dan Valuta

Tabel 11 Total Simpanan Berdasarkan Simpanan Yang Dijamin dan Valuta (Total Deposits by Insured Deposits and Foreign Exchange) (Rp Miliar/Billion IDR)												
Nominal Simpanan (Nominal of Deposits)	Juni-17				Juli-17				Δ			
	Rekening (Account)	%	Nominal (Nominal)	%	Rekening (Account)	%	Nominal (Nominal)	%	Δ Rekening (Δ Account)	%	Δ Nominal (Δ Nominal)	%
N ≤ 2 M	216.445.276	99,89%	2.201.845	81,91%	222.216.970	99,89%	2.209.665	81,88%	5.771.694	2,67%	7.820	0,36%
Rupiah (IDR)	215.444.641	99,54%	2.080.604	94,49%	221.209.399	99,55%	2.091.181	94,64%	5.764.758	2,68%	10.578	0,51%
Valas (Foreign Exchange)	1.000.635	0,46%	121.241	5,51%	1.007.571	0,45%	118.484	5,36%	6.936	0,69%	(2.758)	-2,27%
N > 2 M	243.103	0,11%	486.206	18,09%	244.511	0,11%	489.022	18,12%	1.408	0,58%	2.816	0,58%
Rupiah (IDR)	211.639	87,06%	423.278	87,06%	214.426	87,70%	428.852	87,70%	2.787	1,32%	5.574	1,32%
Valas (Foreign Exchange)	31.464	12,94%	62.928	12,94%	30.085	12,30%	60.170	12,30%	(1.379)	-4,38%	(2.758)	-4,38%
Total	216.688.379	100,00%	2.688.051	100,00%	222.461.481	100,00%	2.698.687	100,00%	5.773.102	2,66%	10.636	0,40%
Rupiah (IDR)	215.656.280	99,52%	2.503.882	93,15%	221.423.825	99,53%	2.520.033	93,38%	5.767.545	2,67%	16.152	0,65%
Valas (Foreign Exchange)	1.032.099	0,48%	184.169	6,85%	1.037.656	0,47%	178.654	6,62%	5.557	0,54%	(5.516)	-2,99%

Keterangan: Prosentase simpanan pada masing-masing segmen nominal simpanan merupakan prosentase terhadap total simpanan

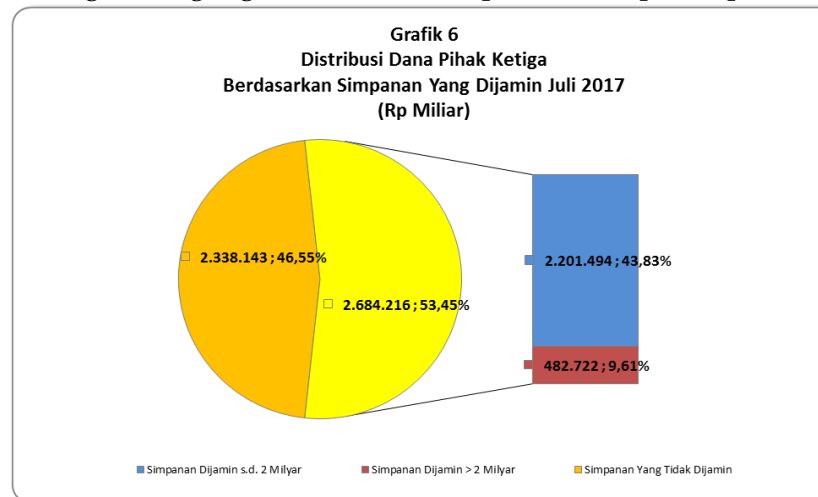


5.2. Dana Pihak Ketiga Berdasarkan Simpanan yang Dijamin dan Valuta

Tabel 12
DPK berdasarkan Simpanan yang Dijamin dan Valuta
(Third Party-Fund by Insured Deposits and Foreign Exchange)
 (Rp Miliar/Billion IDR)

Nominal Simpanan (Nominal of Deposits)	Juni-17				Juli-17				Δ			
	Rekening (Account)	%	Nominal (Nominal)	%	Rekening (Account)	%	Nominal (Nominal)	%	Δ Rekening (Δ Account)	%	Δ Nominal (Δ Nominal)	%
N ≤ 2 M	216.422.404	99,89%	2.194.166	82,03%	222.194.078	99,89%	2.201.494	82,02%	5.771.674	2,67%	7.328	0,33%
Rupiah (IDR)	215.422.038	99,54%	2.073.014	94,48%	221.186.783	99,55%	2.083.101	94,62%	5.764.745	2,68%	10.087	0,49%
Valas (Foreign Exchange)	1.000.366	0,46%	121.152	5,52%	1.007.295	0,45%	118.393	5,38%	6.929	0,69%	(2.759)	-2,28%
N > 2 M	240.321	0,11%	480.642	17,97%	241.361	0,11%	482.722	17,98%	1.040	0,43%	2.080	0,43%
Rupiah (IDR)	209.064	86,99%	418.128	86,99%	211.465	87,61%	422.930	87,61%	2.401	1,15%	4.802	1,15%
Valas (Foreign Exchange)	31.257	13,01%	62.514	13,01%	29.896	12,39%	59.792	12,39%	(1.361)	-4,35%	(2.722)	-4,35%
Total	216.662.725	100,00%	2.674.808	100,00%	222.435.439	100,00%	2.684.216	100,00%	5.772.714	2,66%	9.408	0,35%
Rupiah (IDR)	215.631.102	99,52%	2.491.142	93,13%	221.398.248	99,53%	2.506.031	93,36%	5.767.146	2,67%	14.889	0,60%
Valas (Foreign Exchange)	1.031.623	0,48%	183.666	6,87%	1.037.191	0,47%	178.185	6,64%	5.568	0,54%	(5.481)	-2,98%

Keterangan: Prosentase simpanan pada masing-masing segmen nominal simpanan merupakan prosentase terhadap total simpanan



5.3. Simpanan dari Bank Lain Berdasarkan Simpanan yang Dijamin dan Valuta

Tabel 13												
Simpanan Dari Bank Lain Berdasarkan Simpanan Yang Dijamin dan Valuta (Funds From Other Banks by Insured Deposits and Foreign Exchange) (Rp Miliar/Billion IDR)												
Nominal Simpanan (Nominal of Deposits)	Juni-17				Juli-17				Δ			
	Rekening (Account)	%	Nominal (Nominal)	%	Rekening (Account)	%	Nominal (Nominal)	%	Δ Rekening (Δ Account)	%	Δ Nominal (Δ Nominal)	%
N ≤ 2 M	22.872	89,16%	7.679	57,99%	22.892	87,90%	8.171	56,47%	20	0,09%	492	6,41%
Rupiah (IDR)	22.603	98,82%	7.590	98,83%	22.616	98,79%	8.081	98,89%	13	0,06%	491	6,47%
Valas (Foreign Exchange)	269	1,18%	90	1,17%	276	1,21%	91	1,11%	7	2,60%	1	1,09%
N > 2 M	2.782	10,84%	5.564	42,01%	3.150	12,10%	6.300	43,53%	368	13,23%	736	13,23%
Rupiah (IDR)	2.575	92,56%	5.150	92,56%	2.961	94,00%	5.922	94,00%	386	14,99%	772	14,99%
Valas (Foreign Exchange)	207	7,44%	414	7,44%	189	6,00%	378	6,00%	(18)	-8,70%	(36)	-8,70%
Total	25.654	100,00%	13.243	100,00%	26.042	100,00%	14.471	100,00%	388	1,51%	1.228	9,28%
Rupiah (IDR)	25.178	98,14%	12.740	96,20%	25.577	98,21%	14.003	96,76%	399	1,58%	1.263	9,91%
Valas (Foreign Exchange)	476	1,86%	504	3,80%	465	1,79%	469	3,24%	(11)	-2,31%	(35)	-6,96%

Keterangan: Prosentase simpanan pada masing-masing segmen nominal simpanan merupakan prosentase terhadap total simpanan

