



LEMBAGA  
PENJAMIN  
SIMPANAN

Indonesia  
Deposit  
Insurance  
Corporation

# Distribusi Simpanan Bank Umum

**Juli 2016**

# DAFTAR ISI

Keterangan		2
1. Pertumbuhan Total Simpanan dan Jumlah Rekening pada Bank Umum		3
Total Simpanan dan Jumlah Rekening	Tabel 1	3
Pertumbuhan Total Simpanan dan Jumlah Rekening	Grafik 1	3
Tabel Pertumbuhan Simpanan dan Jumlah Rekening Year on Year	Tabel 1.1	4
2. Distribusi Total Simpanan dan Jumlah Rekening Berdasarkan Jenis Simpanan		5
2.1. Total Simpanan dan Jumlah Rekening Berdasarkan Jenis Simpanan dan Valuta	Tabel 2	5
2.2. Distribusi Total Simpanan dan Jumlah Rekening Berdasarkan Jenis Simpanan		6
Distribusi Total Simpanan Berdasarkan Jenis Simpanan	Grafik 2a	6
Distribusi Jumlah Rekening Berdasarkan jenis Simpanan	Grafik 2b	6
2.3. Dana Pihak ketiga Berdasarkan Jumlah Simpanan dan Valuta	Tabel 3	7
2.4. Distribusi Nominal dan Rekening Dana Pihak Ketiga Berdasarkan Jenis Simpanan		7
Distribusi Nominal dan Rekening Dana Pihak Ketiga Berdasarkan Jenis Simpanan	Grafik 3a, 3b	7
2.5. Simpanan Dari Bank Lain Berdasarkan Jenis Simpanan dan Valuta	Tabel 4	8
2.6. Distribusi Nominal dan Rekening Simpanan dari Bank Lain Berdasarkan Jenis Simpanan	Grafik 4a, 4b	9
3. Distribusi Simpanan Berdasarkan Segmen Nominal Simpanan		10
3.1. Total Simpanan Berdasarkan Segmen Nominal dan Valuta	Tabel 5	10
3.2. Dana Pihak Ketiga Berdasarkan Segmen Nominal dan Valuta	Tabel 6	11
3.3. Simpanan dari Bank Lain berdasarkan Segmen Nominal dan Valuta	Tabel 7	12
4. Distribusi Simpanan Berdasarkan Besaran Nilai Simpanan yang Dijamin dan Valuta		13
4.1. Total Simpanan berdasarkan Besaran Nilai Simpanan yang Dijamin dan Valuta	Tabel 8	14
4.2. Dana Pihak Ketiga berdasarkan Besaran Nilai Simpanan yang Dijamin dan Valuta	Tabel 9	15
4.3. Simpanan dari Bank Lain berdasarkan Besaran Nilai Simpanan yang Dijamin dan Valuta	Tabel 10	15
5. Distribusi Dana Pihak Ketiga dan Simpanan dari Bank Lain Yang Dijamin		16
5.1. Total Simpanan dan Distribusi Total Simpanan yang Dijamin dan Valuta	Tabel 11	16
Distribusi Total Simpanan Berdasarkan Simpanan yang Dijamin	Grafik 5	16
5.2. Dana Pihak Ketiga Berdasarkan Simpanan yang Dijamin dan Valuta	Tabel 12	17
Distribusi Dana Pihak Ketiga Berdasarkan Simpanan yang Dijamin dan Valuta	Grafik 6	17
5.3. Simpanan Dari Bank Lain Berdasarkan Simpanan yang Dijamin dan Valuta	Tabel 13	18
Distribusi DPK berdasarkan Simpanan yang Dijamin dan Valuta	Grafik 7	18

## KETERANGAN

### Sumber Data

Data yang digunakan bersumber dari Laporan Posisi Simpanan yang disampaikan oleh bank umum kepada Lembaga Penjamin Simpanan.

Jumlah bank umum:

- a. Bank Umum Konvensional : 106
- b. Bank Umum Syariah : 12

### Definisi

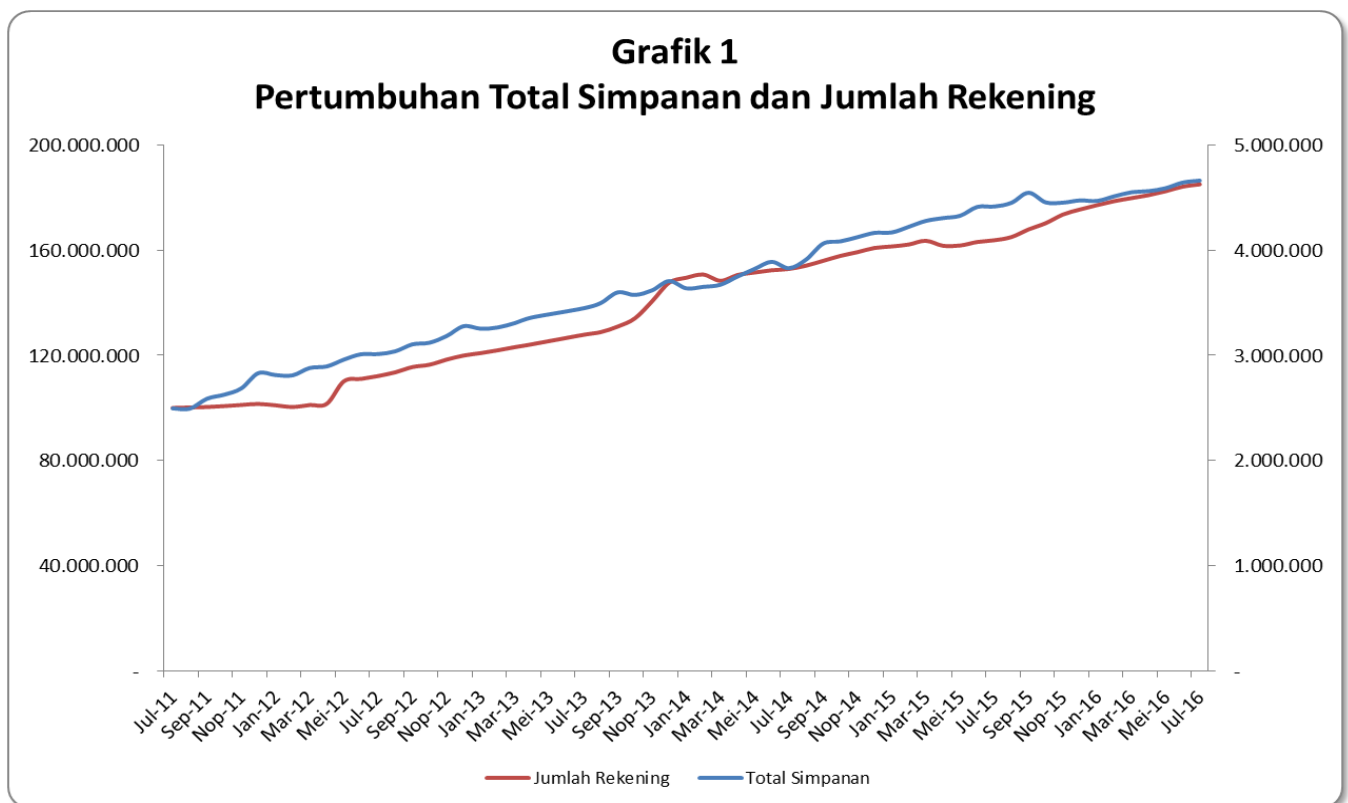
*Simpanan* meliputi Dana Pihak Ketiga dan simpanan dari bank lain.

*Simpanan Yang Dijamin* meliputi: a. seluruh simpanan yang nominalnya  $\leq$  Rp2 Miliar; b. proporsi simpanan yang dijamin (Rp2 Miliar) dari seluruh simpanan dengan nominal di atas Rp2 Miliar.

*Besaran Nilai Simpanan Yang Dijamin* adalah Rp2 Milyar per nasabah per bank sebagaimana diatur dalam Peraturan Pemerintah No. 66 Tahun 2008.

# 1. PERTUMBUHAN TOTAL SIMPANAN DAN JUMLAH REKENING PADA BANK UMUM

Tabel 1										
Total Simpanan dan Jumlah Rekening										
Bulan	2012		2013		2014		2015		2016	
	Rekening	Nominal (Rp Miliar)	Rekening	Nominal (Rp Miliar)	Rekening	Nominal (Rp Miliar)	Rekening	Nominal (Rp Miliar)	Rekening	Nominal (Rp Miliar)
Januari	100.995.991	2.812.389	120.846.777	3.253.000	149.530.751	3.637.382	161.428.538	4.168.841	177.136.780	4.468.860
Februari	100.339.507	2.809.349	121.930.266	3.265.247	150.736.550	3.651.574	162.168.106	4.222.482	178.672.201	4.512.757
Maret	101.097.601	2.879.534	123.124.821	3.307.495	148.368.994	3.671.553	163.591.483	4.279.063	179.821.600	4.550.907
April	101.531.209	2.894.013	124.229.263	3.360.138	150.569.713	3.749.915	161.703.787	4.305.689	180.940.127	4.562.449
Mei	110.120.237	2.958.972	125.424.329	3.399.580	151.524.434	3.822.525	161.794.457	4.327.966	182.436.133	4.589.453
Juni	111.011.366	3.010.181	126.795.614	3.434.159	152.378.966	3.889.318	163.120.385	4.411.687	184.178.717	4.643.511
Juli	112.124.718	3.011.850	127.809.412	3.447.375	152.859.205	3.828.767	163.802.232	4.415.367	185.076.209	4.662.382
Agustus	113.534.001	3.037.803	128.817.609	3.496.756	154.140.288	3.910.281	165.008.829	4.451.403		
September	115.525.552	3.104.251	130.943.737	3.599.133	155.974.513	4.062.918	167.924.825	4.546.948		
Oktober	116.426.607	3.119.552	134.082.846	3.574.573	157.829.886	4.084.023	170.285.831	4.454.912		
Nopember	118.364.092	3.182.867	140.527.064	3.617.855	159.273.484	4.124.111	173.560.667	4.452.224		
Desember	119.917.930	3.277.154	147.626.510	3.706.609	160.867.462	4.165.300	175.501.916	4.473.772		



Tabel 1.1						
Pertumbuhan Total Simpanan dan Jumlah Rekening Year On Year						
Tahun	Rekening	Nominal (Rp Miliar)	Rekening		Nominal	
			Δ	%Δ	Δ (Rp Milyar)	%Δ
2012	119.917.930	3.277.154	18.414.366	18,14%	446.832	15,79%
2013	147.626.510	3.706.609	27.708.580	23,11%	429.455	13,10%
2014	160.867.462	4.165.300	13.240.952	8,97%	458.691	12,37%
2015	175.501.916	4.473.772	14.634.454	9,10%	308.472	7,41%
2016	185.076.209	4.662.382	9.574.293	5,46%	188.610	4,22%

\*) Data sampai dengan Juli 2016

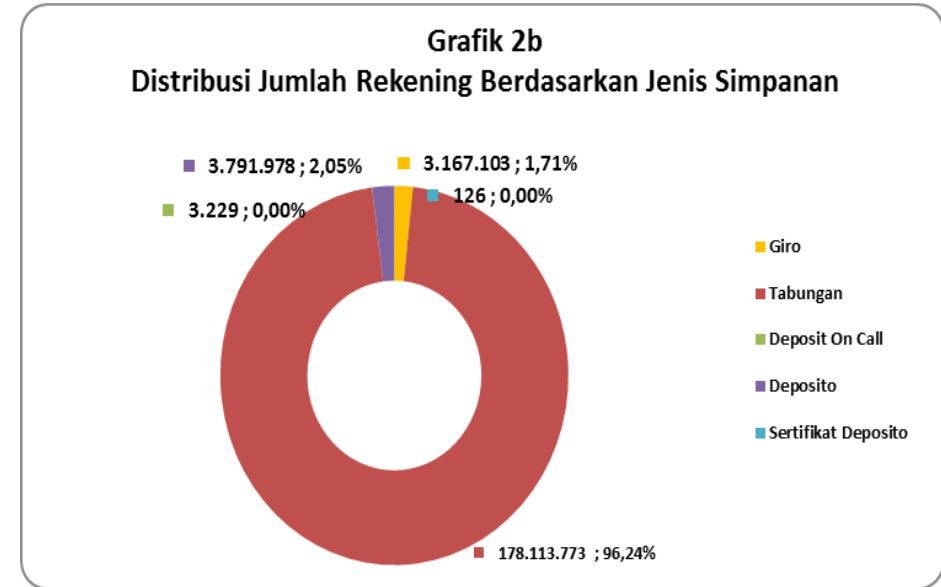
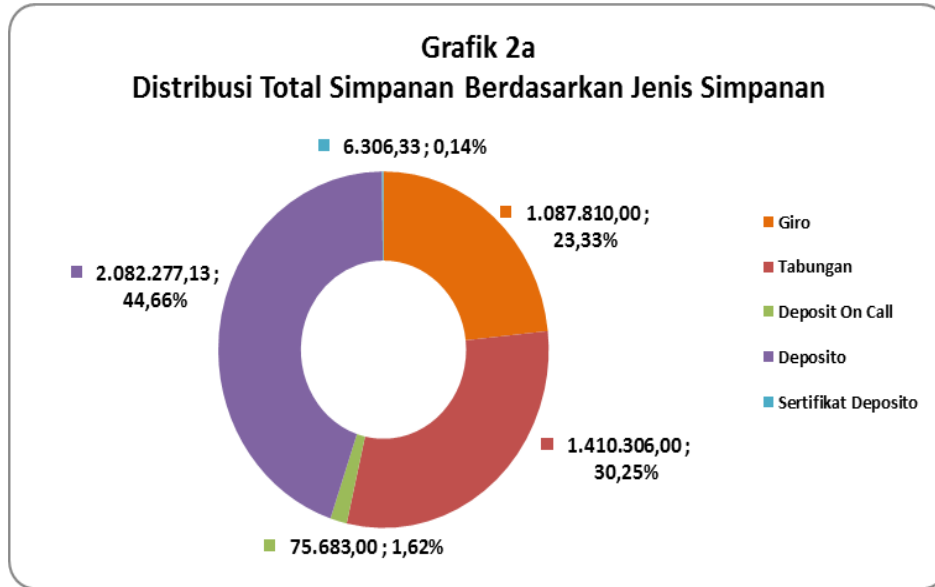
## 2. DISTRIBUSI SIMPANAN BERDASARKAN JENIS SIMPANAN

### 2.1. Total Simpanan dan Jumlah Rekening Berdasarkan Jenis Simpanan dan Valuta

Tabel 2												
Total Simpanan Berdasarkan Jenis Simpanan dan Valuta												
Jenis Simpanan	Jun-16				Jul-16				Δ			
	Rekening	%	Nominal (Rp Miliar)	%	Rekening	%	Nominal (Rp Miliar)	%	Δ Rekening	%	Δ Nominal (Rp Miliar)	%
<b>Giro</b>	<b>3.167.121</b>	<b>1,72%</b>	<b>1.101.940</b>	<b>23,73%</b>	<b>3.167.103</b>	<b>1,71%</b>	<b>1.087.810</b>	<b>23,33%</b>	<b>(18)</b>	<b>0,00%</b>	<b>(14.130)</b>	<b>-1,28%</b>
Rupiah	2.963.408	93,57%	796.110	72,25%	2.964.266	93,60%	789.942	72,62%	858	0,03%	(6.168)	-0,77%
Valas	203.713	6,43%	305.830	27,75%	202.837	6,40%	297.868	27,38%	(876)	-0,43%	(7.962)	-2,60%
<b>Tabungan</b>	<b>177.251.445</b>	<b>96,24%</b>	<b>1.420.909</b>	<b>30,60%</b>	<b>178.113.773</b>	<b>96,24%</b>	<b>1.410.306</b>	<b>30,25%</b>	<b>862.328</b>	<b>0,49%</b>	<b>(10.603)</b>	<b>-0,75%</b>
Rupiah	176.526.305	99,59%	1.303.199	91,72%	177.389.442	99,59%	1.288.776	91,38%	863.137	0,49%	(14.423)	-1,11%
Valas	725.140	0,41%	117.710	8,28%	724.331	0,41%	121.530	8,62%	(809)	-0,11%	3.820	3,25%
<b>Deposit on Call</b>	<b>3.349</b>	<b>0,00%</b>	<b>72.125</b>	<b>1,55%</b>	<b>3.229</b>	<b>0,00%</b>	<b>75.683</b>	<b>1,62%</b>	<b>(120)</b>	<b>-3,58%</b>	<b>3.558</b>	<b>4,93%</b>
Rupiah	3.097	92,48%	62.081	86,07%	2.945	91,20%	63.164	83,46%	(152)	-4,91%	1.083	1,74%
Valas	252	7,52%	10.044	13,93%	284	8,80%	12.519	16,54%	32	12,70%	2.475	24,64%
<b>Deposito</b>	<b>3.756.671</b>	<b>2,04%</b>	<b>2.041.958</b>	<b>43,97%</b>	<b>3.791.978</b>	<b>2,05%</b>	<b>2.082.277</b>	<b>44,66%</b>	<b>35.307</b>	<b>0,94%</b>	<b>40.319</b>	<b>1,97%</b>
Rupiah	3.606.603	96,01%	1.795.492	87,93%	3.641.950	96,04%	1.837.874	88,26%	35.347	0,98%	42.382	2,36%
Valas	150.068	3,99%	246.466	12,07%	150.028	3,96%	244.403	11,74%	(40)	-0,03%	(2.062)	-0,84%
<b>Sertifikat Deposito</b>	<b>131</b>	<b>0,00%</b>	<b>6.579</b>	<b>0,14%</b>	<b>126</b>	<b>0,00%</b>	<b>6.306</b>	<b>0,14%</b>	<b>(5)</b>	<b>-3,82%</b>	<b>(273)</b>	<b>-4,15%</b>
Rupiah	131	0,00%	6.579	100,00%	126	0,00%	6.306	100,00%	(5)	-3,82%	(273)	-4,15%
Valas	-	0,00%	-	0,00%	-	0,00%	-	0,00%	0	0,00%	0	0,00%
<b>Total</b>	<b>184.178.717</b>	<b>100,00%</b>	<b>4.643.511</b>	<b>100,00%</b>	<b>185.076.209</b>	<b>100,00%</b>	<b>4.662.382</b>	<b>100,00%</b>	<b>897.492</b>	<b>0,49%</b>	<b>18.871</b>	<b>0,41%</b>
Rupiah	183.099.544	99,41%	3.963.461	85,35%	183.998.729	99,42%	3.986.062	85,49%	899.185	0,49%	22.601	0,57%
Valas	1.079.173	0,59%	680.050	14,65%	1.077.480	0,58%	676.320	14,51%	(1.693)	-0,16%	(3.729)	-0,55%

Keterangan: Prosentase simpanan pada masing-masing jenis simpanan merupakan prosentase terhadap total simpanan

## 2.2. Total Simpanan dan Jumlah Rekening Berdasarkan Jenis Simpanan dan Valuta



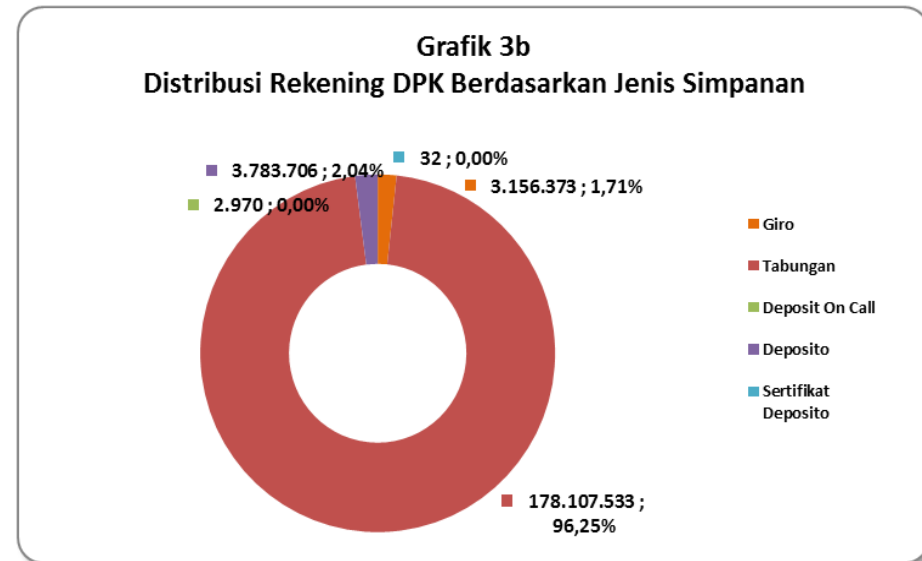
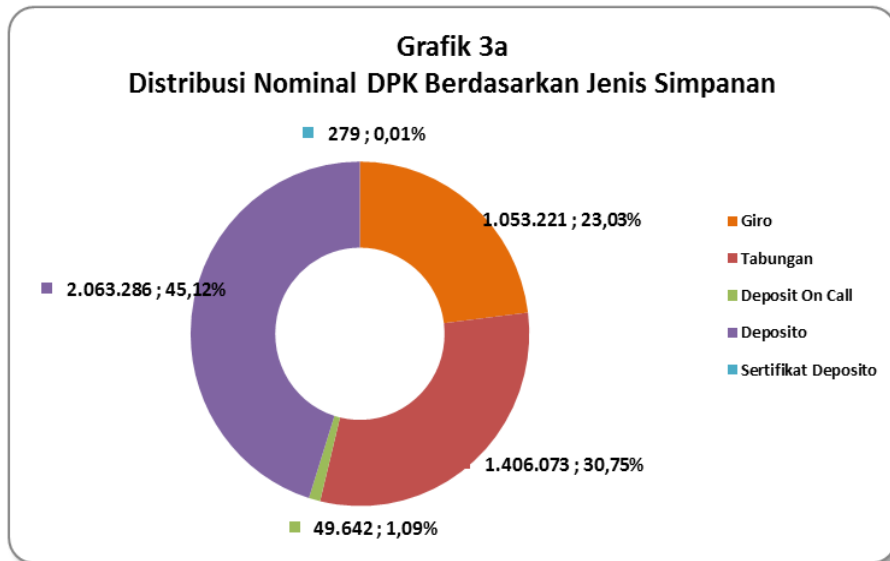
## 2.3. Dana Pihak Ketiga Berdasarkan Jenis Simpanan dan Valuta

Tabel 3												
DPK Berdasarkan Jenis Simpanan dan Valuta												
Jenis Simpanan	Jun-16				Jul-16				Δ			
	Rekening	%	Nominal (Rp Miliar)	%	Rekening	%	Nominal (Rp Miliar)	%	Δ Rekening	%	Δ Nominal (Rp Miliar)	%
<b>Giro</b>	<b>3.156.923</b>	<b>1,75%</b>	<b>1.068.333</b>	<b>23,19%</b>	<b>3.156.373</b>	<b>1,71%</b>	<b>1.053.221</b>	<b>23,03%</b>	<b>(550)</b>	<b>-0,02%</b>	<b>(15.112)</b>	<b>-1,41%</b>
Rupiah	2.953.623	93,51%	771.872	71,77%	2.953.947	93,59%	764.285	72,57%	324	0,01%	(7.587)	-0,98%
Valas	203.300	6,49%	296.461	28,23%	202.426	6,41%	288.936	27,43%	(874)	-0,43%	(7.525)	-2,54%
<b>Tabungan</b>	<b>177.245.475</b>	<b>96,18%</b>	<b>1.417.425</b>	<b>29,95%</b>	<b>178.107.533</b>	<b>96,25%</b>	<b>1.406.073</b>	<b>30,75%</b>	<b>862.058</b>	<b>0,49%</b>	<b>(11.352)</b>	<b>-0,80%</b>
Rupiah	176.520.349	99,58%	1.299.785	91,39%	177.383.216	99,59%	1.284.612	91,36%	862.867	0,49%	(15.173)	-1,17%
Valas	725.126	0,42%	117.640	8,61%	724.317	0,41%	121.461	8,64%	(809)	-0,11%	3.821	3,25%
<b>Deposit on Call</b>	<b>3.181</b>	<b>0,00%</b>	<b>53.999</b>	<b>1,19%</b>	<b>2.970</b>	<b>0,00%</b>	<b>49.642</b>	<b>1,09%</b>	<b>(211)</b>	<b>-6,63%</b>	<b>(4.357)</b>	<b>-8,07%</b>
Rupiah	2.929	89,55%	43.955	85,27%	2.686	90,44%	37.123	74,78%	(243)	-8,30%	(6.832)	-15,54%
Valas	252	10,45%	10.044	14,73%	284	9,56%	12.519	25,22%	32	12,70%	2.475	24,64%
<b>Deposito</b>	<b>3.748.627</b>	<b>2,07%</b>	<b>2.023.737</b>	<b>45,66%</b>	<b>3.783.706</b>	<b>2,04%</b>	<b>2.063.286</b>	<b>45,12%</b>	<b>35.079</b>	<b>0,94%</b>	<b>39.549</b>	<b>1,95%</b>
Rupiah	3.598.568	95,92%	1.778.597	87,55%	3.633.687	96,04%	1.820.151	88,22%	35.119	0,98%	41.554	2,34%
Valas	150.059	4,08%	245.141	12,45%	150.019	3,96%	243.135	11,78%	(40)	-0,03%	(2.005)	-0,82%
<b>Sertifikat Deposito</b>	<b>36</b>	<b>0,00%</b>	<b>278</b>	<b>0,01%</b>	<b>32</b>	<b>0,00%</b>	<b>279</b>	<b>0,01%</b>	<b>(4)</b>	<b>-11,11%</b>	<b>1</b>	<b>0,32%</b>
Rupiah	36	100,00%	278	100,00%	32	100,00%	279	100,00%	(4)	-11,11%	1	0,32%
Valas	-	0,00%	-	0,00%	-	0,00%	-	0,00%	0	0,00%	0	0,00%
<b>Total</b>	<b>184.154.242</b>	<b>100,00%</b>	<b>4.563.773</b>	<b>100,00%</b>	<b>185.050.614</b>	<b>100,00%</b>	<b>4.572.501</b>	<b>100,00%</b>	<b>896.372</b>	<b>0,49%</b>	<b>8.728</b>	<b>0,19%</b>
Rupiah	183.075.505	99,40%	3.894.487	85,02%	183.973.568	99,42%	3.906.450	85,43%	898.063	0,49%	11.963	0,31%
Valas	1.078.737	0,60%	669.286	14,98%	1.077.046	0,58%	666.051	14,57%	(1.691)	-0,16%	(3.235)	-0,48%

Keterangan: Prosentase simpanan pada masing-masing jenis simpanan merupakan prosentase terhadap total simpanan



## 2.4. Distribusi Nominal dan Rekening Dana Pihak Ketiga Berdasarkan Jenis Simpanan



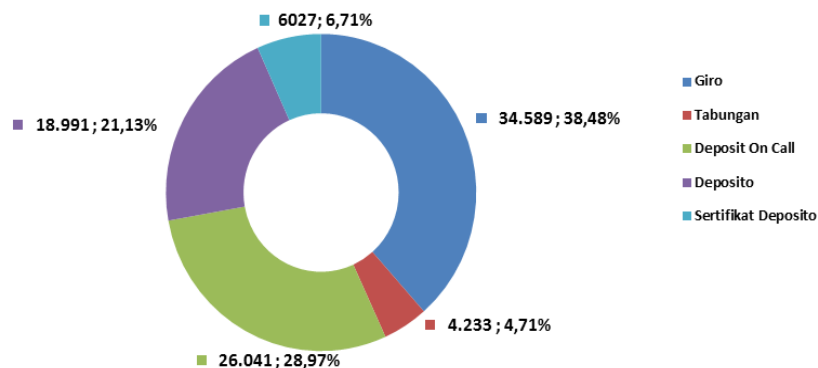
## 2.5. Simpanan Dari Bank Lain Berdasarkan Jenis Simpanan dan Valuta

Tabel 4												
Simpanan Dari Bank Lain Berdasarkan Jenis Simpanan dan Valuta												
Jenis Simpanan	Jun-16				Jul-16				Δ			
	Rekening	%	Nominal (Rp Miliar)	%	Rekening	%	Nominal (Rp Miliar)	%	Δ Rekening	%	Δ Nominal (Rp Miliar)	%
<b>Giro</b>	<b>10.198</b>	<b>40,35%</b>	<b>33.607</b>	<b>34,30%</b>	<b>10.730</b>	<b>41,92%</b>	<b>34.589</b>	<b>38,48%</b>	<b>532</b>	<b>5,22%</b>	<b>982</b>	<b>2,92%</b>
Rupiah	9.785	96,21%	24.238	77,67%	10.319	96,17%	25.657	74,18%	534	5,46%	1.419	5,85%
Valas	413	3,79%	9.369	22,33%	411	3,83%	8.932	25,82%	(2)	-0,48%	(437)	-4,66%
<b>Tabungan</b>	<b>5.970</b>	<b>24,33%</b>	<b>3.484</b>	<b>4,45%</b>	<b>6.240</b>	<b>24,38%</b>	<b>4.233</b>	<b>4,71%</b>	<b>270</b>	<b>4,52%</b>	<b>749</b>	<b>21,50%</b>
Rupiah	5.956	99,78%	3.414	97,30%	6.226	99,78%	4.164	98,37%	270	4,53%	750	21,97%
Valas	14	0,22%	70	2,70%	14	0,22%	69	1,63%	0	0,00%	(1)	-1,43%
<b>Deposit on Call</b>	<b>168</b>	<b>0,97%</b>	<b>18.126</b>	<b>33,00%</b>	<b>259</b>	<b>1,01%</b>	<b>26.041</b>	<b>28,97%</b>	<b>91</b>	<b>54,17%</b>	<b>7.915</b>	<b>43,67%</b>
Rupiah	168	99,61%	18.126	99,70%	259	100,00%	26.041	100,00%	91	54,17%	7.915	43,67%
Valas	-	0,39%	-	0,30%	-	0,00%	-	0,00%	0	0,00%	0	0,00%
<b>Deposito</b>	<b>8.044</b>	<b>33,95%</b>	<b>18.221</b>	<b>20,70%</b>	<b>8.272</b>	<b>32,32%</b>	<b>18.991</b>	<b>21,13%</b>	<b>228</b>	<b>2,83%</b>	<b>770</b>	<b>4,23%</b>
Rupiah	8.035	99,89%	16.896	93,13%	8.263	99,89%	17.723	93,32%	228	2,84%	827	4,89%
Valas	9	0,11%	1.325	6,87%	9	0,11%	1.268	6,68%	0	0,00%	(57)	-4,30%
<b>Sertifikat Deposito</b>	<b>95</b>	<b>0,41%</b>	<b>6.301</b>	<b>7,55%</b>	<b>94</b>	<b>0,37%</b>	<b>6.027</b>	<b>6,71%</b>	<b>(1)</b>	<b>0,00%</b>	<b>(274)</b>	<b>-4,35%</b>
Rupiah	95	100,00%	6.301	0,00%	94	100,00%	6.027	0,00%	(1)	0,00%	(274)	-4,35%
Valas	-	0,00%	-	0,00%	-	0,00%	-	0,00%	0	0,00%	0	0,00%
<b>Total</b>	<b>24.475</b>	<b>100,00%</b>	<b>79.738</b>	<b>100,00%</b>	<b>25.595</b>	<b>100,00%</b>	<b>89.881</b>	<b>100,00%</b>	<b>1.120</b>	<b>4,58%</b>	<b>10.143</b>	<b>12,72%</b>
Rupiah	24.039	98,38%	68.974	90,70%	25.161	98,30%	79.612	88,57%	1.122	4,67%	10.638	15,42%
Valas	436	1,62%	10.764	9,30%	434	1,70%	10.269	11,43%	(2)	-0,46%	(495)	-4,60%

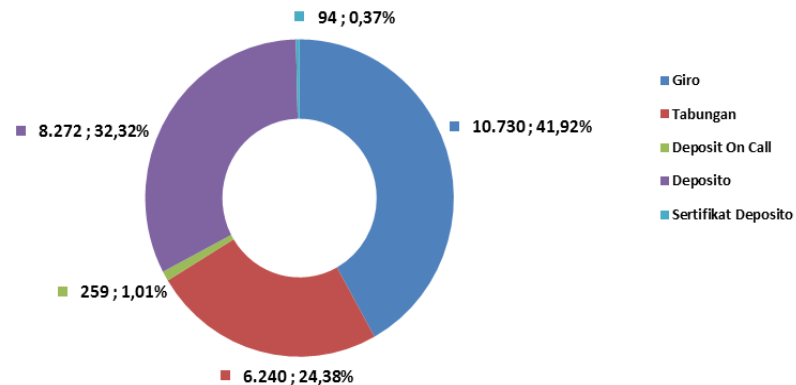
Keterangan: Prosentase simpanan pada masing-masing jenis simpanan merupakan prosentase terhadap total simpanan

## 2.6. Distribusi Nominal dan Rekening Simpanan dari Bank Lain Berdasarkan Jenis Simpanan

**Grafik 4a**  
Distribusi Nominal Simpanan dari Bank Lain Berdasarkan Jenis Simpanan



**Grafik 4b**  
Distribusi Rekening Simpanan dari Bank Lain Berdasarkan Jenis Simpanan



### 3. DISTRIBUSI SIMPANAN BERDASARKAN SEGMENT NOMINAL SIMPANAN

#### 3.1. Total Simpanan Berdasarkan Segment Nominal dan Valuta

Tabel 5 Total Simpanan Berdasarkan Segment Nominal dan Valuta												
Nominal Simpanan	Jun-16				Jul-16				Δ			
	Rekening	%	Nominal (Rp Miliar)	%	Rekening	%	Nominal (Rp Miliar)	%	Δ Rekening	%	Δ Nominal (Rp Miliar)	%
N ≤ 100 Jt	<b>180.131.145</b>	<b>97,80%</b>	<b>696.731</b>	<b>15,00%</b>	<b>180.981.798</b>	<b>97,79%</b>	<b>672.390</b>	<b>14,42%</b>	<b>850.653</b>	<b>0,47%</b>	<b>(24.341)</b>	<b>-3,49%</b>
Rupiah	179.354.447	99,57%	682.445	97,95%	180.208.787	99,57%	658.407	97,92%	854.340	0,48%	(24.038)	-3,52%
Valas	776.698	0,43%	14.286	2,05%	773.011	0,43%	13.983	2,08%	(3.687)	-0,47%	(304)	-2,13%
100 Jt < N ≤ 200 Jt	<b>1.834.796</b>	<b>1,00%</b>	<b>257.643</b>	<b>5,55%</b>	<b>1.854.688</b>	<b>1,00%</b>	<b>260.383</b>	<b>5,58%</b>	<b>19.892</b>	<b>1,08%</b>	<b>2.739</b>	<b>1,06%</b>
Rupiah	1.729.495	94,26%	242.653	94,18%	1.749.022	94,30%	245.318	94,21%	19.527	1,13%	2.664	1,10%
Valas	105.301	5,74%	14.990	5,82%	105.666	5,70%	15.065	5,79%	365	0,35%	75	0,50%
200 Jt < N ≤ 500 Jt	<b>1.240.467</b>	<b>0,67%</b>	<b>400.619</b>	<b>8,63%</b>	<b>1.253.352</b>	<b>0,68%</b>	<b>404.167</b>	<b>8,67%</b>	<b>12.885</b>	<b>1,04%</b>	<b>3.548</b>	<b>0,89%</b>
Rupiah	1.146.840	92,45%	370.908	92,58%	1.159.549	92,52%	374.344	92,62%	12.709	1,11%	3.436	0,93%
Valas	93.627	7,55%	29.711	7,42%	93.803	7,48%	29.823	7,38%	176	0,19%	112	0,38%
500 Jt < N ≤ 1 M	<b>500.916</b>	<b>0,27%</b>	<b>369.101</b>	<b>7,95%</b>	<b>507.871</b>	<b>0,27%</b>	<b>373.463</b>	<b>8,01%</b>	<b>6.955</b>	<b>1,39%</b>	<b>4.362</b>	<b>1,18%</b>
Rupiah	455.195	90,87%	337.208	91,36%	461.314	90,83%	341.010	91,31%	6.119	1,34%	3.802	1,13%
Valas	45.721	9,13%	31.893	8,64%	46.557	9,17%	32.452	8,69%	836	1,83%	559	1,75%
1 M < N ≤ 2 M	<b>247.411</b>	<b>0,13%</b>	<b>352.699</b>	<b>7,60%</b>	<b>251.139</b>	<b>0,14%</b>	<b>357.893</b>	<b>7,68%</b>	<b>3.728</b>	<b>1,51%</b>	<b>5.194</b>	<b>1,47%</b>
Rupiah	219.991	88,92%	314.575	89,19%	223.367	88,94%	319.251	89,20%	3.376	1,53%	4.676	1,49%
Valas	27.420	11,08%	38.124	10,81%	27.772	11,06%	38.642	10,80%	352	1,28%	518	1,36%
2 M < N ≤ 5 M	<b>145.620</b>	<b>0,08%</b>	<b>453.787</b>	<b>9,77%</b>	<b>147.868</b>	<b>0,08%</b>	<b>460.504</b>	<b>9,88%</b>	<b>2.248</b>	<b>1,54%</b>	<b>6.717</b>	<b>1,48%</b>
Rupiah	129.675	89,05%	404.418	89,12%	131.624	89,01%	410.300	89,10%	1.949	1,50%	5.882	1,45%
Valas	15.945	10,95%	49.370	10,88%	16.244	10,99%	50.204	10,90%	299	1,88%	835	1,69%
N > 5 M	<b>78.362</b>	<b>0,04%</b>	<b>2.112.930</b>	<b>45,50%</b>	<b>79.493</b>	<b>0,04%</b>	<b>2.133.583</b>	<b>45,76%</b>	<b>1.131</b>	<b>1,44%</b>	<b>20.653</b>	<b>0,98%</b>
Rupiah	63.901	81,55%	1.611.254	76,26%	65.066	81,85%	1.637.433	76,75%	1.165	1,82%	26.179	1,62%
Valas	14.461	18,45%	501.676	23,74%	14.427	18,15%	496.151	23,25%	(34)	-0,24%	(5.526)	-1,10%
Total	<b>184.178.717</b>	<b>100,00%</b>	<b>4.643.511</b>	<b>100,00%</b>	<b>185.076.209</b>	<b>100,00%</b>	<b>4.662.382</b>	<b>100,00%</b>	<b>897.492</b>	<b>0,49%</b>	<b>18.871</b>	<b>0,41%</b>
Rupiah	183.099.544	99,41%	3.963.461	85,35%	183.998.729	99,42%	3.986.063	85,49%	899.185	0,49%	22.602	0,57%
Valas	1.079.173	0,59%	680.051	14,65%	1.077.480	0,58%	676.320	14,51%	(1.693)	-0,16%	(3.731)	-0,55%

Keterangan: Prosentase simpanan pada masing-masing segment nominal simpanan merupakan prosentase terhadap total simpanan

### 3.2. Dana Pihak Ketiga Berdasarkan Segmen Nominal dan Valuta

Tabel 6												
DPK Berdasarkan Segmen Nominal dan Valuta												
Nominal Simpanan	Jun-16				Jul-16				Δ			
	Rekening	%	Nominal (Rp Miliar)	%	Rekening	%	Nominal (Rp Miliar)	%	Δ Rekening	%	Δ Nominal (Rp Miliar)	%
<b>N ≤ 100 Jt</b>	<b>180.120.507</b>	<b>97,82%</b>	<b>696.429</b>	<b>14,64%</b>	<b>180.970.757</b>	<b>97,80%</b>	<b>672.097</b>	<b>14,70%</b>	<b>850.250</b>	<b>0,47%</b>	<b>(24.332)</b>	<b>-3,49%</b>
Rupiah	179.343.933	99,56%	682.145	97,86%	180.197.874	99,57%	658.116	97,92%	853.941	0,48%	(24.028)	-3,52%
Valas	776.574	0,44%	14.284	2,14%	772.883	0,43%	13.981	2,08%	(3.691)	-0,48%	(304)	-2,13%
<b>100 Jt &lt; N ≤ 200 Jt</b>	<b>1.832.023</b>	<b>0,99%</b>	<b>257.238</b>	<b>5,62%</b>	<b>1.852.028</b>	<b>1,00%</b>	<b>259.993</b>	<b>5,69%</b>	<b>20.005</b>	<b>1,09%</b>	<b>2.754</b>	<b>1,07%</b>
Rupiah	1.726.755	94,03%	242.253	93,99%	1.746.397	94,30%	244.933	94,21%	19.642	1,14%	2.680	1,11%
Valas	105.268	5,97%	14.985	6,01%	105.631	5,70%	15.060	5,79%	363	0,34%	74	0,50%
<b>200 Jt &lt; N ≤ 500 Jt</b>	<b>1.236.537</b>	<b>0,66%</b>	<b>399.224</b>	<b>8,66%</b>	<b>1.249.376</b>	<b>0,68%</b>	<b>402.741</b>	<b>8,81%</b>	<b>12.839</b>	<b>1,04%</b>	<b>3.518</b>	<b>0,88%</b>
Rupiah	1.142.944	92,07%	369.524	92,24%	1.155.603	92,49%	372.928	92,60%	12.659	1,11%	3.404	0,92%
Valas	93.593	7,93%	29.700	7,76%	93.773	7,51%	29.813	7,40%	180	0,19%	114	0,38%
<b>500 Jt &lt; N ≤ 1 M</b>	<b>498.047</b>	<b>0,27%</b>	<b>366.739</b>	<b>8,05%</b>	<b>504.710</b>	<b>0,27%</b>	<b>370.862</b>	<b>8,11%</b>	<b>6.663</b>	<b>1,34%</b>	<b>4.123</b>	<b>1,12%</b>
Rupiah	452.354	90,36%	334.866	90,90%	458.181	90,78%	338.431	91,26%	5.827	1,29%	3.565	1,06%
Valas	45.693	9,64%	31.873	9,10%	46.529	9,22%	32.432	8,74%	836	1,83%	558	1,75%
<b>1 M &lt; N ≤ 2 M</b>	<b>245.722</b>	<b>0,13%</b>	<b>350.101</b>	<b>7,70%</b>	<b>249.253</b>	<b>0,13%</b>	<b>355.005</b>	<b>7,76%</b>	<b>3.531</b>	<b>1,44%</b>	<b>4.903</b>	<b>1,40%</b>
Rupiah	218.335	88,30%	312.022	88,62%	221.511	88,87%	316.403	89,13%	3.176	1,45%	4.380	1,40%
Valas	27.387	11,70%	38.079	11,38%	27.742	11,13%	38.602	10,87%	355	1,30%	523	1,37%
<b>2 M &lt; N ≤ 5 M</b>	<b>144.371</b>	<b>0,08%</b>	<b>449.534</b>	<b>9,92%</b>	<b>146.438</b>	<b>0,08%</b>	<b>455.727</b>	<b>9,97%</b>	<b>2.067</b>	<b>1,43%</b>	<b>6.193</b>	<b>1,38%</b>
Rupiah	128.460	88,29%	400.264	88,37%	130.232	88,93%	405.638	89,01%	1.772	1,38%	5.374	1,34%
Valas	15.911	11,71%	49.270	11,63%	16.206	11,07%	50.089	10,99%	295	1,85%	819	1,66%
<b>N &gt; 5 M</b>	<b>77.035</b>	<b>0,04%</b>	<b>2.044.507</b>	<b>45,41%</b>	<b>78.052</b>	<b>0,04%</b>	<b>2.056.077</b>	<b>44,97%</b>	<b>1.017</b>	<b>1,32%</b>	<b>11.570</b>	<b>0,57%</b>
Rupiah	62.724	80,66%	1.553.412	76,00%	63.770	81,70%	1.570.003	76,36%	1.046	1,67%	16.591	1,07%
Valas	14.311	19,34%	491.095	24,00%	14.282	18,30%	486.074	23,64%	(29)	-0,20%	(5.021)	-1,02%
<b>Total</b>	<b>184.154.242</b>	<b>100,00%</b>	<b>4.563.773</b>	<b>100,00%</b>	<b>185.050.614</b>	<b>100,00%</b>	<b>4.572.502</b>	<b>100,00%</b>	<b>896.372</b>	<b>0,49%</b>	<b>8.728</b>	<b>0,19%</b>
Rupiah	183.075.505	99,40%	3.894.487	85,02%	183.973.568	99,42%	3.906.451	85,43%	898.063	0,49%	11.964	0,31%
Valas	1.078.737	0,60%	669.287	14,98%	1.077.046	0,58%	666.051	14,57%	(1.691)	-0,16%	(3.236)	-0,48%

Keterangan: Prosentase simpanan pada masing-masing segmen nominal simpanan merupakan prosentase terhadap total simpanan

### 3.3. Simpanan dari Bank Lain Berdasarkan Segmen Nominal dan Valuta

Tabel 7 Simpanan Dari Bank Lain Berdasarkan Segmen Nominal dan Valuta												
Nominal Simpanan	Jun-16				Jul-16				Δ			
	Rekening	%	Nominal (Rp Miliar)	%	Rekening	%	Nominal (Rp Miliar)	%	Δ Rekening	%	Δ Nominal (Rp Miliar)	%
<b>N ≤ 100 Jt</b>	<b>10.638</b>	<b>41,56%</b>	<b>302</b>	<b>0,34%</b>	<b>11.041</b>	<b>43,14%</b>	<b>293</b>	<b>0,33%</b>	<b>403</b>	<b>3,79%</b>	<b>(9)</b>	<b>-3,09%</b>
Rupiah	10.514	98,83%	300	99,30%	10.913	98,84%	291	99,28%	399	3,79%	(9)	-3,12%
Valas	124	1,17%	2	0,70%	128	1,16%	2	0,72%	4	3,23%	0	0,00%
<b>100 Jt &lt; N ≤ 200 Jt</b>	<b>2.773</b>	<b>10,83%</b>	<b>405</b>	<b>0,45%</b>	<b>2.660</b>	<b>10,39%</b>	<b>390</b>	<b>0,43%</b>	<b>(113)</b>	<b>-4,08%</b>	<b>(15)</b>	<b>-3,79%</b>
Rupiah	2.740	98,81%	400	98,80%	2.625	98,68%	385	98,70%	(115)	-4,20%	(16)	-3,88%
Valas	33	1,19%	5	1,20%	35	1,32%	5	1,30%	2	6,06%	0	3,51%
<b>200 Jt &lt; N ≤ 500 Jt</b>	<b>3.930</b>	<b>15,35%</b>	<b>1.395</b>	<b>1,55%</b>	<b>3.976</b>	<b>15,53%</b>	<b>1.426</b>	<b>1,59%</b>	<b>46</b>	<b>1,17%</b>	<b>31</b>	<b>2,22%</b>
Rupiah	3.896	99,13%	1.384	99,20%	3.946	99,25%	1.416	99,33%	50	1,28%	33	2,36%
Valas	34	0,87%	11	0,80%	30	0,75%	10	0,67%	(4)	-11,76%	(2)	-14,37%
<b>500 Jt &lt; N ≤ 1 M</b>	<b>2.869</b>	<b>11,21%</b>	<b>2.362</b>	<b>2,63%</b>	<b>3.161</b>	<b>12,35%</b>	<b>2.600</b>	<b>2,89%</b>	<b>292</b>	<b>10,18%</b>	<b>238</b>	<b>10,07%</b>
Rupiah	2.841	99,02%	2.343	99,16%	3.133	99,11%	2.580	99,21%	292	10,28%	237	10,13%
Valas	28	0,98%	20	0,84%	28	0,89%	20	0,79%	0	0,00%	1	2,88%
<b>1 M &lt; N ≤ 2 M</b>	<b>1.689</b>	<b>6,60%</b>	<b>2.597</b>	<b>2,89%</b>	<b>1.886</b>	<b>7,37%</b>	<b>2.888</b>	<b>3,21%</b>	<b>197</b>	<b>11,66%</b>	<b>291</b>	<b>11,21%</b>
Rupiah	1.656	98,05%	2.552	98,27%	1.856	98,41%	2.848	98,61%	200	12,08%	296	11,60%
Valas	33	1,95%	45	1,73%	30	1,59%	40	1,39%	(3)	-9,09%	(5)	-10,73%
<b>2 M &lt; N ≤ 5 M</b>	<b>1.249</b>	<b>4,88%</b>	<b>4.253</b>	<b>4,73%</b>	<b>1.430</b>	<b>5,59%</b>	<b>4.777</b>	<b>5,31%</b>	<b>181</b>	<b>14,49%</b>	<b>524</b>	<b>12,32%</b>
Rupiah	1.215	97,28%	4.153	97,66%	1.392	97,34%	4.662	97,59%	177	14,57%	508	12,24%
Valas	34	2,72%	99	2,34%	38	2,66%	115	2,41%	4	11,76%	16	15,85%
<b>N &gt; 5 M</b>	<b>1.327</b>	<b>5,18%</b>	<b>68.423</b>	<b>76,13%</b>	<b>1.441</b>	<b>5,63%</b>	<b>77.506</b>	<b>86,23%</b>	<b>114</b>	<b>8,59%</b>	<b>9.083</b>	<b>13,27%</b>
Rupiah	1.177	88,70%	57.842	84,54%	1.296	89,94%	67.430	87,00%	119	10,11%	9.588	16,58%
Valas	150	11,30%	10.581	15,46%	145	10,06%	10.076	13,00%	(5)	-3,33%	(505)	-4,77%
<b>Total</b>	<b>24.475</b>	<b>95,62%</b>	<b>79.738</b>	<b>88,72%</b>	<b>25.595</b>	<b>100,00%</b>	<b>89.881</b>	<b>100,00%</b>	<b>1.120</b>	<b>4,58%</b>	<b>10.143</b>	<b>12,72%</b>
Rupiah	24.039	98,22%	68.974	86,50%	25.161	98,30%	79.612	88,57%	1.122	4,67%	10.637	15,42%
Valas	436	1,78%	10.764	13,50%	434	1,70%	10.269	11,43%	(2)	-0,46%	(495)	-4,60%

Keterangan: Prosentase simpanan pada masing-masing segmen nominal simpanan merupakan prosentase terhadap total simpanan

## 4. DISTRIBUSI SIMPANAN BERDASARKAN BESARAN NILAI SIMPANAN YANG DIJAMIN

### 4.1. Total Simpanan Berdasarkan Besaran Nilai Simpanan yang Dijamin dan Valuta

Tabel 8												
Total Simpanan Berdasarkan Besaran Nilai Simpanan yang Dijamin dan Valuta												
Nominal Simpanan	Jun-16				Jul-16				Δ			
	Rekening	%	Nominal (Rp Miliar)	%	Rekening	%	Nominal (Rp Miliar)	%	Δ Rekening	%	Δ Nominal (Rp Miliar)	%
<b>N ≤ 2 M</b>	<b>183.954.735</b>	<b>99,88%</b>	<b>2.076.794</b>	<b>44,72%</b>	<b>184.848.848</b>	<b>99,88%</b>	<b>2.068.295</b>	<b>44,36%</b>	<b>894.113</b>	<b>0,49%</b>	<b>(8.499)</b>	<b>-0,41%</b>
Rupiah	182.905.968	99,43%	1.947.789	93,79%	183.802.039	99,43%	1.938.330	93,72%	896.071	0,49%	(9.459)	-0,49%
Valas	1.048.767	0,57%	129.004	6,21%	1.046.809	0,57%	129.964	6,28%	(1.958)	-0,19%	960	0,74%
<b>N &gt; 2 M</b>	<b>223.982</b>	<b>0,12%</b>	<b>2.566.718</b>	<b>55,28%</b>	<b>227.361</b>	<b>0,12%</b>	<b>2.594.088</b>	<b>55,64%</b>	<b>3.379</b>	<b>1,51%</b>	<b>27.370</b>	<b>1,07%</b>
Rupiah	193.576	86,42%	2.015.672	78,53%	196.690	86,51%	2.047.732	78,94%	3.114	1,61%	32.061	1,59%
Valas	30.406	13,58%	551.046	21,47%	30.671	13,49%	546.355	21,06%	265	0,87%	(4.691)	-0,85%
<b>Total</b>	<b>184.178.717</b>	<b>100,00%</b>	<b>4.643.511</b>	<b>100,00%</b>	<b>185.076.209</b>	<b>100,00%</b>	<b>4.662.382</b>	<b>100,00%</b>	<b>897.492</b>	<b>0,49%</b>	<b>18.870</b>	<b>0,41%</b>
Rupiah	183.099.544	99,41%	3.963.461	85,35%	183.998.729	99,42%	3.986.063	85,49%	899.185	0,49%	22.602	0,57%
Valas	1.079.173	0,59%	680.051	14,65%	1.077.480	0,58%	676.320	14,51%	(1.693)	-0,16%	(3.731)	-0,55%

Keterangan: Prosentase simpanan pada masing-masing segmen nominal simpanan meruakan prosentase terhadap total simpanan

#### 4.2. Dana Pihak Ketiga Berdasarkan Besaran Nilai Simpanan yang Dijamin dan Valuta

Tabel 9												
DPK Berdasarkan Besaran Nilai Simpanan yang Dijamin dan Valuta												
Nominal Simpanan	Jun-16				Jul-16				Δ			
	Rekening	%	Nominal (Rp Miliar)	%	Rekening	%	Nominal (Rp Miliar)	%	Δ Rekening	%	Δ Nominal (Rp Miliar)	%
<b>N ≤ 2 M</b>	<b>183.932.836</b>	<b>99,88%</b>	<b>2.069.732</b>	<b>45,35%</b>	<b>184.826.124</b>	<b>99,88%</b>	<b>2.060.697</b>	<b>45,07%</b>	<b>893.288</b>	<b>0,49%</b>	<b>(9.035)</b>	<b>-0,44%</b>
Rupiah	182.884.321	99,43%	1.940.810	93,77%	183.779.566	99,43%	1.930.810	93,70%	895.245	0,49%	(10.000)	-0,52%
Valas	1.048.515	0,57%	128.922	6,23%	1.046.558	0,57%	129.887	6,30%	(1.957)	-0,19%	966	0,75%
<b>N &gt; 2 M</b>	<b>221.406</b>	<b>0,12%</b>	<b>2.494.042</b>	<b>54,65%</b>	<b>224.490</b>	<b>0,12%</b>	<b>2.511.804</b>	<b>54,93%</b>	<b>3.084</b>	<b>1,39%</b>	<b>17.763</b>	<b>0,71%</b>
Rupiah	191.184	86,35%	1.953.676	78,33%	194.002	86,42%	1.975.641	78,65%	2.818	1,47%	21.964	1,12%
Valas	30.222	13,65%	540.365	21,67%	30.488	13,58%	536.163	21,35%	266	0,88%	(4.202)	-0,78%
<b>Total</b>	<b>184.154.242</b>	<b>100,00%</b>	<b>4.563.773</b>	<b>100,00%</b>	<b>185.050.614</b>	<b>100,00%</b>	<b>4.572.501</b>	<b>100,00%</b>	<b>896.372</b>	<b>0,49%</b>	<b>8.728</b>	<b>0,19%</b>
Rupiah	183.075.505	99,41%	3.894.487	85,33%	183.973.568	99,42%	3.906.451	85,43%	898.063	0,49%	11.964	0,31%
Valas	1.078.737	0,59%	669.287	14,67%	1.077.046	0,58%	666.051	14,57%	(1.691)	-0,16%	(3.236)	-0,48%

Keterangan: Prosentase simpanan pada masing-masing segmen nominal simpanan merupakan prosentase terhadap total simpanan



### 4.3. Dana Pihak Ketiga Berdasarkan Besaran Nilai Simpanan yang Dijamin dan Valuta

Tabel 10												
Simpanan Dari Bank Lain Berdasarkan Besaran Nilai Simpanan yang Dijamin dan Valuta												
Nominal Simpanan	Jun-16				Jul-16				Δ			
	Rekening	%	Nominal (Rp Miliar)	%	Rekening	%	Nominal (Rp Miliar)	%	Δ Rekening	%	Δ Nominal (Rp Miliar)	%
<b>N ≤ 2 M</b>	<b>21.899</b>	<b>89,47%</b>	<b>7.062</b>	<b>8,86%</b>	<b>22.724</b>	<b>88,78%</b>	<b>7.597</b>	<b>8,45%</b>	<b>825</b>	<b>3,77%</b>	<b>535</b>	<b>7,58%</b>
Rupiah	21.647	98,85%	6.979	98,83%	22.473	98,90%	7.520	98,99%	826	3,82%	541	7,75%
Valas	252	1,15%	83	1,17%	251	1,10%	77	1,01%	(1)	-0,40%	(6)	-7,15%
<b>N &gt; 2 M</b>	<b>2.576</b>	<b>10,53%</b>	<b>72.676</b>	<b>91,14%</b>	<b>2.871</b>	<b>11,22%</b>	<b>82.284</b>	<b>91,55%</b>	<b>295</b>	<b>11,45%</b>	<b>9.607</b>	<b>13,22%</b>
Rupiah	2.392	92,86%	61.995	85,30%	2.688	93,63%	72.092	87,61%	296	12,37%	10.096	16,29%
Valas	184	7,14%	10.681	14,70%	183	6,37%	10.192	12,39%	(1)	-0,54%	(489)	-4,58%
<b>Total</b>	<b>24.475</b>	<b>100,00%</b>	<b>79.738</b>	<b>100,00%</b>	<b>25.595</b>	<b>100,00%</b>	<b>89.881</b>	<b>100,00%</b>	<b>1.120</b>	<b>4,58%</b>	<b>10.143</b>	<b>12,72%</b>
Rupiah	24.039	98,22%	68.974	86,50%	25.161	98,30%	79.612	88,57%	1.122	4,67%	10.637	15,42%
Valas	436	1,78%	10.764	13,50%	434	1,70%	10.269	11,43%	(2)	-0,46%	(495)	-4,60%

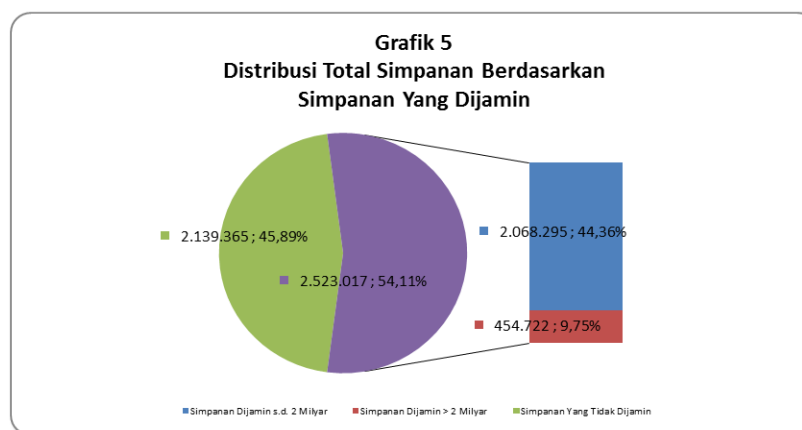
Keterangan: Prosentase simpanan pada masing-masing segmen nominal simpanan merupakan prosentase terhadap total simpanan

## 5. DISTRIBUSI DANA PIHAK KETIGA DAN SIMPANAN DARI BANK LAIN YANG DIJAMIN

### 5.1. Total Simpanan dan Distribusi Total Simpanan Berdasarkan Simpanan yang Dijamin dan Valuta

Tabel 11												
Total Simpanan Berdasarkan Simpanan Yang Dijamin dan Valuta												
Nominal Simpanan	Jun-16				Jul-16				Δ			
	Rekening	%	Nominal (Rp Miliar)	%	Rekening	%	Nominal (Rp Miliar)	%	Δ Rekening	%	Δ Nominal (Rp Miliar)	%
<b>N ≤ 2 M</b>	<b>183.954.735</b>	<b>99,88%</b>	<b>2.076.794</b>	<b>82,26%</b>	<b>184.848.848</b>	<b>99,88%</b>	<b>2.068.295</b>	<b>81,98%</b>	<b>894.113</b>	<b>0,49%</b>	<b>(8.499)</b>	<b>-0,41%</b>
Rupiah	182.905.968	99,43%	1.947.789	93,79%	183.802.039	99,43%	1.938.330	93,72%	896.071	0,49%	(9.459)	-0,49%
Valas	1.048.767	0,57%	129.004	6,21%	1.046.809	0,57%	129.964	6,28%	(1.958)	-0,19%	960	0,74%
<b>N &gt; 2 M</b>	<b>223.982</b>	<b>0,12%</b>	<b>447.964</b>	<b>17,74%</b>	<b>227.361</b>	<b>0,12%</b>	<b>454.722</b>	<b>18,02%</b>	<b>3.379</b>	<b>1,51%</b>	<b>6.758</b>	<b>1,51%</b>
Rupiah	193.576	86,42%	387.152	86,42%	196.690	86,51%	393.380	86,51%	3.114	1,61%	6.228	1,61%
Valas	30.406	13,58%	60.812	13,58%	30.671	13,49%	61.342	13,49%	265	0,87%	530	0,87%
<b>Total</b>	<b>184.178.717</b>	<b>100,00%</b>	<b>2.524.758</b>	<b>100,00%</b>	<b>185.076.209</b>	<b>100,00%</b>	<b>2.523.017</b>	<b>100,00%</b>	<b>897.492</b>	<b>0,49%</b>	<b>(1.741)</b>	<b>-0,07%</b>
Rupiah	183.099.544	99,41%	2.334.941	92,48%	183.998.729	99,42%	2.331.710	92,42%	899.185	0,49%	(3.231)	-0,14%
Valas	1.079.173	0,59%	189.816	7,52%	1.077.480	0,58%	191.306	7,58%	(1.693)	-0,16%	1.490	0,78%

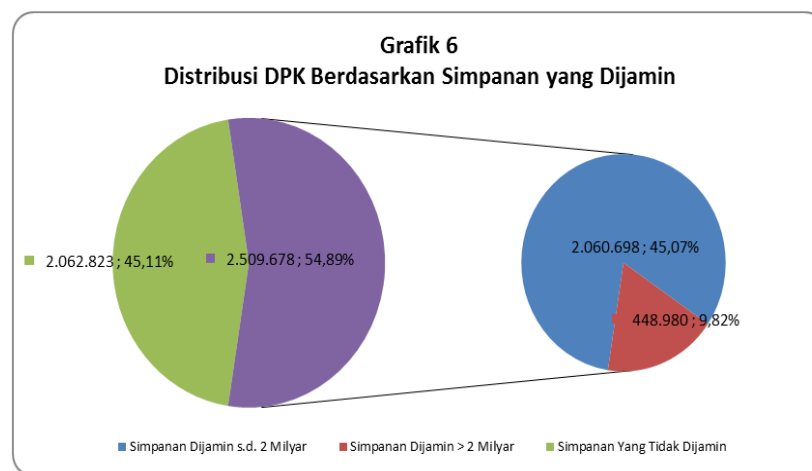
Keterangan: Prosentase simpanan pada masing-masing segmen nominal simpanan merupakan prosentase terhadap total simpanan



## 5.2. Dana Pihak Ketiga Berdasarkan Simpanan yang Dijamin dan Valuta

Tabel 12												
DPK berdasarkan Simpanan yang Dijamin dan Valuta												
Nominal Simpanan	Jun-16				Jul-16				Δ			
	Rekening	%	Nominal (Rp Miliar)	%	Rekening	%	Nominal (Rp Miliar)	%	Δ Rekening	%	Δ Nominal (Rp Miliar)	%
<b>N ≤ 2 M</b>	<b>183.932.836</b>	<b>99,88%</b>	<b>2.069.732</b>	<b>82,38%</b>	<b>184.826.124</b>	<b>99,88%</b>	<b>2.060.698</b>	<b>82,11%</b>	<b>893.288</b>	<b>0,49%</b>	<b>(9.034)</b>	<b>-0,44%</b>
Rupiah	182.884.321	99,43%	1.940.810	93,77%	183.779.566	99,43%	1.930.810	93,70%	895.245	0,49%	(10.000)	-0,52%
Valas	1.048.515	0,57%	128.922	6,23%	1.046.558	0,57%	129.887	6,30%	(1.957)	-0,19%	966	0,75%
<b>N &gt; 2 M</b>	<b>221.406</b>	<b>0,12%</b>	<b>442.812</b>	<b>17,62%</b>	<b>224.490</b>	<b>0,12%</b>	<b>448.980</b>	<b>17,89%</b>	<b>3.084</b>	<b>1,39%</b>	<b>6.168</b>	<b>1,39%</b>
Rupiah	191.184	86,35%	382.368	86,35%	194.002	86,42%	388.004	86,42%	2.818	1,47%	5.636	1,47%
Valas	30.222	13,65%	60.444	13,65%	30.488	13,58%	60.976	13,58%	266	0,88%	532	0,88%
<b>Total</b>	<b>184.154.242</b>	<b>100,00%</b>	<b>2.512.544</b>	<b>100,00%</b>	<b>185.050.614</b>	<b>100,00%</b>	<b>2.509.678</b>	<b>100,00%</b>	<b>896.372</b>	<b>0,49%</b>	<b>(2.866)</b>	<b>-0,11%</b>
Rupiah	183.075.505	99,41%	2.323.178	92,46%	183.973.568	99,42%	2.318.814	92,39%	898.063	0,49%	(4.364)	-0,19%
Valas	1.078.737	0,59%	189.366	7,54%	1.077.046	0,58%	190.863	7,61%	(1.691)	-0,16%	1.498	0,79%

Keterangan: Prosentase simpanan pada masing-masing segmen nominal simpanan merupakan prosentase terhadap total simpanan



### 5.3. Simpanan dari Bank Lain Berdasarkan Simpanan yang Dijamin dan Valuta

Tabel 13 Simpanan Dari Bank Lain Berdasarkan Simpanan Yang Dijamin dan Valuta												
Nominal Simpanan	Jun-16				Jul-16				Δ			
	Rekening	%	Nominal (Rp Miliar)	%	Rekening	%	Nominal (Rp Miliar)	%	Δ Rekening	%	Δ Nominal (Rp Miliar)	%
<b>N ≤ 2 M</b>	<b>21.899</b>	<b>89,47%</b>	<b>7.062</b>	<b>57,82%</b>	<b>22.724</b>	<b>88,78%</b>	<b>7.597</b>	<b>56,95%</b>	<b>825</b>	<b>3,77%</b>	<b>535</b>	<b>7,58%</b>
Rupiah	21.647	98,85%	6.979	98,83%	22.473	98,90%	7.520	98,99%	826	3,82%	541	7,75%
Valas	252	1,15%	83	1,17%	251	1,10%	77	1,01%	(1)	-0,40%	(6)	-7,15%
<b>N &gt; 2 M</b>	<b>2.576</b>	<b>10,53%</b>	<b>5.152</b>	<b>42,18%</b>	<b>2.871</b>	<b>11,22%</b>	<b>5.742</b>	<b>43,05%</b>	<b>295</b>	<b>11,45%</b>	<b>590</b>	<b>11,45%</b>
Rupiah	2.392	92,86%	4.784	92,86%	2.688	93,63%	5.376	93,63%	296	12,37%	592	12,37%
Valas	184	7,14%	368	7,14%	183	6,37%	366	6,37%	(1)	-0,54%	(2)	-0,54%
<b>Total</b>	<b>24.475</b>	<b>100,00%</b>	<b>12.214</b>	<b>100,00%</b>	<b>25.595</b>	<b>100,00%</b>	<b>13.339</b>	<b>100,00%</b>	<b>1.120</b>	<b>4,58%</b>	<b>1.125</b>	<b>9,21%</b>
Rupiah	24.039	98,22%	11.763	96,31%	25.161	98,30%	12.896	96,68%	1.122	4,67%	1.133	9,63%
Valas	436	1,78%	451	3,69%	434	1,70%	443	3,32%	(2)	-0,46%	(8)	-1,76%

Keterangan: Prosentase simpanan pada masing-masing segmen nominal simpanan merupakan prosentase terhadap total simpanan

