



LEMBAGA
PENJAMIN
SIMPANAN

Indonesia
Deposit
Insurance
Corporation

Distribusi Simpanan Bank Umum

Oktober 2016

DAFTAR ISI

Keterangan		2
1. Pertumbuhan Total Simpanan dan Jumlah Rekening pada Bank Umum		3
Total Simpanan dan Jumlah Rekening	Tabel 1	3
Pertumbuhan Total Simpanan dan Jumlah Rekening	Grafik 1	3
Tabel Pertumbuhan Simpanan dan Jumlah Rekening Year on Year	Tabel 1.1	4
2. Distribusi Total Simpanan dan Jumlah Rekening Berdasarkan Jenis Simpanan		5
2.1. Total Simpanan dan Jumlah Rekening Berdasarkan Jenis Simpanan dan Valuta	Tabel 2	5
2.2. Distribusi Total Simpanan dan Jumlah Rekening Berdasarkan Jenis Simpanan		6
Distribusi Total Simpanan Berdasarkan Jenis Simpanan	Grafik 2a	6
Distribusi Jumlah Rekening Berdasarkan jenis Simpanan	Grafik 2b	6
2.3. Dana Pihak ketiga Berdasarkan Jumlah Simpanan dan Valuta	Tabel 3	7
2.4. Distribusi Nominal dan Rekening Dana Pihak Ketiga Berdasarkan Jenis Simpanan		8
Distribusi Nominal dan Rekening Dana Pihak Ketiga Berdasarkan Jenis Simpanan	Grafik 3a, 3b	8
2.5. Simpanan Dari Bank Lain Berdasarkan Jenis Simpanan dan Valuta	Tabel 4	9
2.6. Distribusi Nominal dan Rekening Simpanan dari Bank Lain Berdasarkan Jenis Simpanan	Grafik 4a, 4b	10
3. Distribusi Simpanan Berdasarkan Segmen Nominal Simpanan		11
3.1. Total Simpanan Berdasarkan Segmen Nominal dan Valuta	Tabel 5	11
3.2. Dana Pihak Ketiga Berdasarkan Segmen Nominal dan Valuta	Tabel 6	12
3.3. Simpanan dari Bank Lain berdasarkan Segmen Nominal dan Valuta	Tabel 7	13
4. Distribusi Simpanan Berdasarkan Besaran Nilai Simpanan dan Valuta		14
4.1. Total Simpanan berdasarkan Besaran Nilai Simpanan dan Valuta	Tabel 8	14
4.2. Dana Pihak Ketiga berdasarkan Besaran Nilai Simpanan dan Valuta	Tabel 9	15
4.3. Simpanan dari Bank Lain berdasarkan Besaran Nilai Simpanan dan Valuta	Tabel 10	16
5. Distribusi Dana Pihak Ketiga dan Simpanan dari Bank Lain Yang Dijamin		17
5.1. Total Simpanan dan Distribusi Total Simpanan yang Dijamin dan Valuta	Tabel 11	17
Distribusi Total Simpanan Berdasarkan Simpanan yang Dijamin	Grafik 5	17
5.2. Dana Pihak Ketiga Berdasarkan Simpanan yang Dijamin dan Valuta	Tabel 12	18
Distribusi Dana Pihak Ketiga Berdasarkan Simpanan yang Dijamin dan Valuta	Grafik 6	18
5.3. Simpanan Dari Bank Lain Berdasarkan Simpanan yang Dijamin dan Valuta	Tabel 13	19
Distribusi DPK berdasarkan Simpanan yang Dijamin dan Valuta	Grafik 7	19

KETERANGAN

Sumber Data

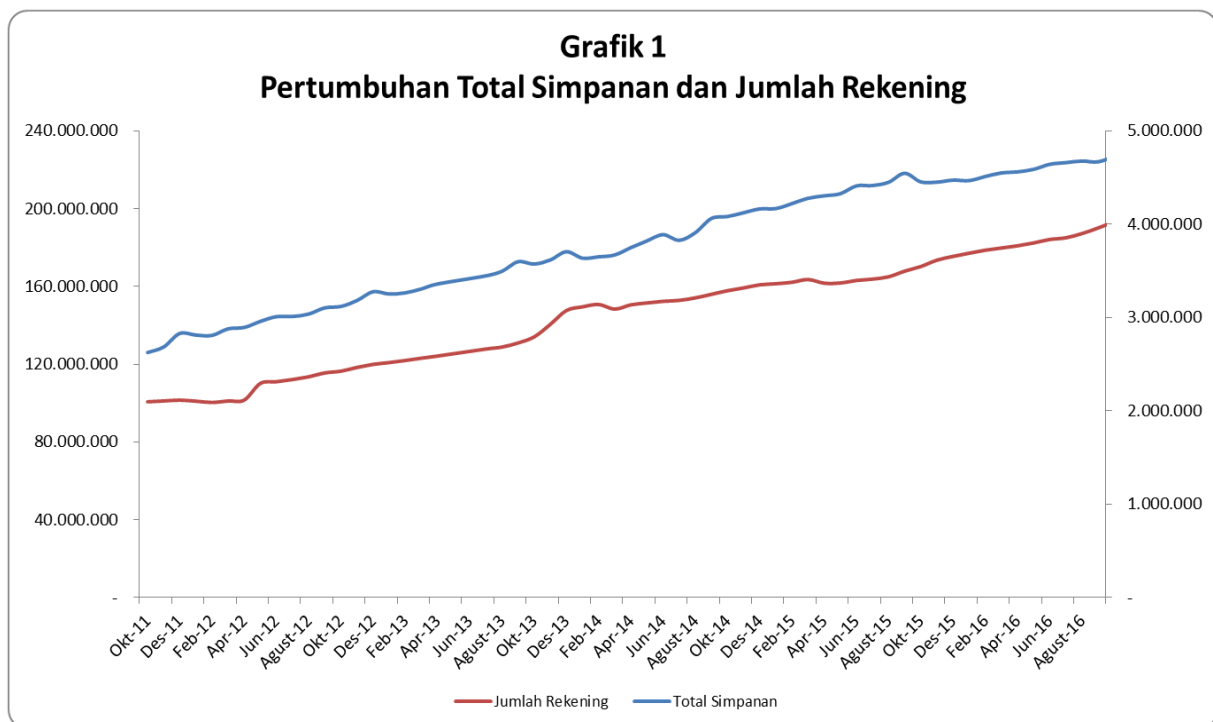
- Data yang digunakan bersumber dari Laporan Posisi Simpanan yang disampaikan oleh bank umum kepada Lembaga Penjamin Simpanan.
- Jumlah bank umum:
 - a. Bank Umum Konvensional : 105
 - b. Bank Umum Syariah : 13
- Terdapat 1 bank umum konvensional yaitu PT Bank Aceh yang mendapatkan izin perubahan kegiatan usaha oleh OJK sesuai dengan salinan keputusan Dewan Komisiner OJK Nomor Kep-44/D.03/2016 tentang Pemberian Izin Perubahan Kegiatan Usaha Bank Umum Konvensional Menjadi Bank Umum Syariah PT Bank Aceh.
Sehingga jumlah bank umum konvensional berkurang 1 menjadi 105 bank dan bank umum syariah bertambah 1 bank menjadi 13 bank dengan jumlah bank tetap yaitu 118 bank.

Definisi

- *Simpanan* meliputi dana pihak ketiga dan simpanan dari bank lain.
- *Simpanan Yang Dijamin* meliputi:
 - a. seluruh simpanan yang nominalnya \leq Rp2 Miliar;
 - b. proporsi simpanan yang dijamin (Rp2 Miliar) dari seluruh simpanan dengan nominal di atas Rp2 Miliar.
- *Besaran Nilai Simpanan Yang Dijamin* adalah Rp2 Milyar per nasabah per bank sebagaimana diatur dalam Peraturan Pemerintah No. 66 Tahun 2008.

1. PERTUMBUHAN TOTAL SIMPANAN DAN JUMLAH REKENING PADA BANK UMUM

Tabel 1										
Total Simpanan dan Jumlah Rekening										
Bulan	2012		2013		2014		2015		2016	
	Rekening	Nominal (Rp Miliar)	Rekening	Nominal (Rp Miliar)	Rekening	Nominal (Rp Miliar)	Rekening	Nominal (Rp Miliar)	Rekening	Nominal (Rp Miliar)
Januari	100.995.991	2.812.389	120.846.777	3.253.000	149.530.751	3.637.382	161.428.538	4.168.841	177.136.780	4.468.860
Februari	100.339.507	2.809.349	121.930.266	3.265.247	150.736.550	3.651.574	162.168.106	4.222.482	178.672.201	4.512.757
Maret	101.097.601	2.879.534	123.124.821	3.307.495	148.368.994	3.671.553	163.591.483	4.279.063	179.821.600	4.550.907
April	101.531.209	2.894.013	124.229.263	3.360.138	150.569.713	3.749.915	161.703.787	4.305.689	180.940.127	4.562.449
Mei	110.120.237	2.958.972	125.424.329	3.399.580	151.524.434	3.822.525	161.794.457	4.327.966	182.436.133	4.589.453
Juni	111.011.366	3.010.181	126.795.614	3.434.159	152.378.966	3.889.318	163.120.385	4.411.687	184.178.717	4.643.511
Juli	112.124.718	3.011.850	127.809.412	3.447.375	152.859.205	3.828.767	163.802.232	4.415.367	185.076.206	4.661.705
Agustus	113.534.001	3.037.803	128.817.609	3.496.756	154.140.288	3.910.281	165.008.829	4.451.403	187.238.920	4.678.284
September	115.525.552	3.104.251	130.943.737	3.599.133	155.974.513	4.062.918	167.924.825	4.546.948	190.121.579	4.669.888
Oktober	116.426.607	3.119.552	134.082.846	3.574.573	157.829.886	4.084.023	170.285.831	4.454.912	193.352.209	4.728.935
Nopember	118.364.092	3.182.867	140.527.064	3.617.855	159.273.484	4.124.111	173.560.667	4.452.224		
Desember	119.917.930	3.277.154	147.626.510	3.706.609	160.867.462	4.165.300	175.501.916	4.473.772		



Tabel 1.1						
Pertumbuhan Total Simpanan dan Jumlah Rekening Year On Year						
Tahun	Rekening	Nominal (Rp Miliar)	Rekening		Nominal	
			Δ	% Δ	Δ (Rp Milyar)	% Δ
2012	119.917.930	3.277.154	18.414.366	18,14%	446.832	15,79%
2013	147.626.510	3.706.609	27.708.580	23,11%	429.455	13,10%
2014	160.867.462	4.165.300	13.240.952	8,97%	458.691	12,37%
2015	175.501.916	4.473.772	14.634.454	9,10%	308.472	7,41%
2016	193.352.209	4.728.935	17.850.293	10,17%	255.163	5,70%

*) Data sampai dengan Oktober 2016

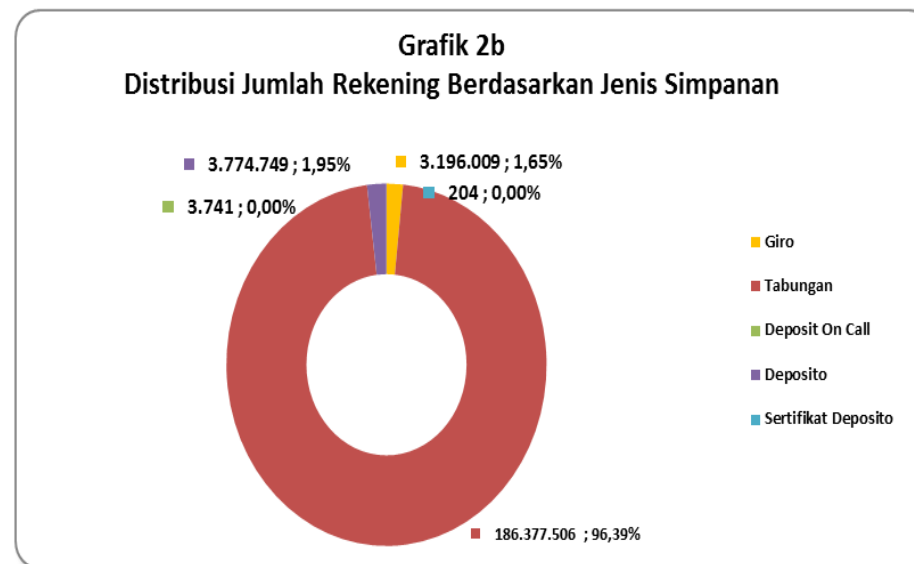
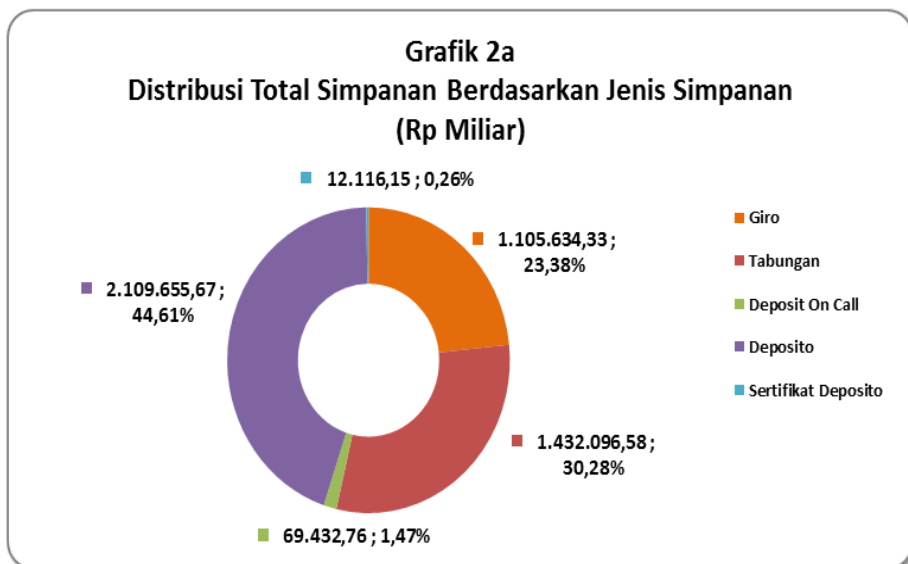
2. DISTRIBUSI TOTAL SIMPANAN DAN JUMLAH REKENING BERDASARKAN JENIS SIMPANAN

2.1. Total Simpanan dan Jumlah Rekening Berdasarkan Jenis Simpanan dan Valuta

Tabel 2												
Total Simpanan Berdasarkan Jenis Simpanan dan Valuta												
Jenis Simpanan	Sep-16				Okt-16				Δ			
	Rekening	%	Nominal (Rp Miliar)	%	Rekening	%	Nominal (Rp Miliar)	%	Δ Rekening	%	Δ Nominal (Rp Miliar)	%
Giro	3.164.891	1,66%	1.093.847	23,42%	3.196.009	1,65%	1.105.634	23,38%	31.118	0,98%	11.787	1,08%
Rupiah	2.964.428	93,67%	785.469	71,81%	2.996.113	93,75%	803.259	72,65%	31.685	1,07%	17.790	2,26%
Valas	200.463	6,33%	308.378	28,19%	199.896	6,25%	302.375	27,35%	(567)	-0,28%	(6.003)	-1,95%
Tabungan	183.175.226	96,35%	1.433.119	30,69%	186.377.506	96,39%	1.432.097	30,28%	3.202.280	1,75%	(1.023)	-0,07%
Rupiah	182.456.276	99,61%	1.305.290	91,08%	185.658.756	99,61%	1.302.746	90,97%	3.202.480	1,76%	(2.544)	-0,19%
Valas	718.950	0,39%	127.829	8,92%	718.750	0,39%	129.351	9,03%	(200)	-0,03%	1.521	1,19%
Deposit on Call	3.951	0,00%	71.447	1,53%	3.741	0,00%	69.433	1,47%	(210)	-5,32%	(2.014)	-2,82%
Rupiah	3.709	93,87%	62.708	87,77%	3.498	93,50%	59.190	85,25%	(211)	-5,69%	(3.518)	-5,61%
Valas	242	6,13%	8.738	12,23%	243	6,50%	10.243	14,75%	1	0,41%	1.504	17,21%
Deposito	3.777.395	1,99%	2.065.427	44,23%	3.774.749	1,95%	2.109.656	44,61%	(2.646)	-0,07%	44.229	2,14%
Rupiah	3.632.049	96,15%	1.813.041	87,78%	3.630.829	96,19%	1.852.677	87,82%	(1.220)	-0,03%	39.636	2,19%
Valas	145.346	3,85%	252.386	12,22%	143.920	3,81%	256.979	12,18%	(1.426)	-0,98%	4.593	1,82%
Sertifikat Deposito	116	0,00%	6.047	0,13%	204	0,00%	12.116	0,26%	88	75,86%	6.069	100,35%
Rupiah	116	0,00%	6.047	100,00%	204	100,00%	12.116	100,00%	88	75,86%	6.069	100,35%
Valas	-	0,00%	-	0,00%	-	0,00%	-	0,00%	0	0,00%	0	0,00%
Total	190.121.579	100,00%	4.669.888	100,00%	193.352.209	100,00%	4.728.935	100,00%	3.230.630	1,70%	59.048	1,26%
Rupiah	189.056.578	99,44%	3.972.556	85,07%	192.289.400	99,45%	4.029.988	85,22%	3.232.822	1,71%	57.432	1,45%
Valas	1.065.001	0,56%	697.332	14,93%	1.062.809	0,55%	698.947	14,78%	(2.192)	-0,21%	1.615	0,23%

Keterangan: Prosentase simpanan pada masing-masing jenis simpanan merupakan prosentase terhadap total simpanan

2.2. Total Simpanan dan Jumlah Rekening Berdasarkan Jenis Simpanan dan Valuta Oktober 2016



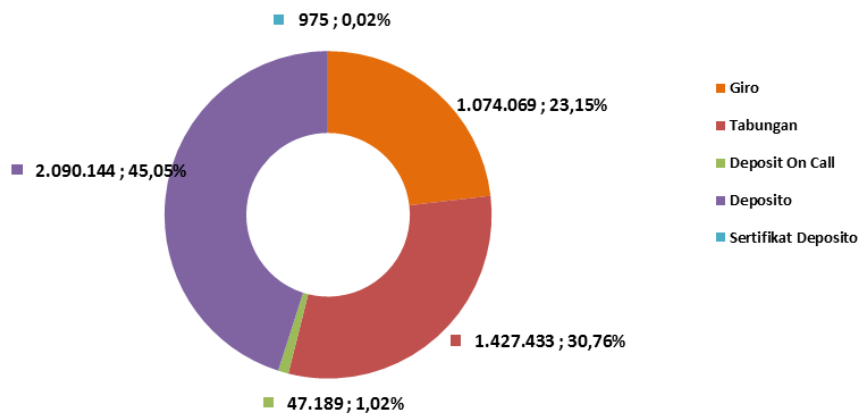
2.3. Dana Pihak Ketiga Berdasarkan Jenis Simpanan dan Valuta

Tabel 3												
DPK Berdasarkan Jenis Simpanan dan Valuta												
Jenis Simpanan	Sep-16				Okt-16				Δ			
	Rekening	%	Nominal (Rp Miliar)	%	Rekening	%	Nominal (Rp Miliar)	%	Δ Rekening	%	Δ Nominal (Rp Miliar)	%
Giro	3.154.180	1,66%	1.062.249	23,14%	3.185.306	1,65%	1.074.069	23,15%	31.126	0,99%	11.820	1,11%
Rupiah	2.954.127	93,66%	761.712	71,71%	2.985.821	93,74%	779.646	72,59%	31.694	1,07%	17.934	2,35%
Valas	200.053	6,34%	300.537	28,29%	199.485	6,26%	294.423	27,41%	(568)	-0,28%	(6.114)	-2,03%
Tabungan	183.168.987	96,36%	1.428.659	31,12%	186.371.116	96,40%	1.427.433	30,76%	3.202.129	1,75%	(1.226)	-0,09%
Rupiah	182.450.051	99,61%	1.300.837	91,05%	185.652.380	99,61%	1.298.095	90,94%	3.202.329	1,76%	(2.742)	-0,21%
Valas	718.936	0,39%	127.822	8,95%	718.736	0,39%	129.338	9,06%	(200)	-0,03%	1.516	1,19%
Deposit on Call	3.787	0,00%	53.525	1,17%	3.525	0,00%	47.189	1,02%	(262)	-6,92%	(6.336)	-11,84%
Rupiah	3.546	93,64%	45.048	84,16%	3.282	93,11%	36.947	78,29%	(264)	-7,45%	(8.101)	-17,98%
Valas	241	6,36%	8.477	15,84%	243	6,89%	10.243	21,71%	2	0,83%	1.765	20,82%
Deposito	3.768.940	1,98%	2.046.228	44,57%	3.766.083	1,95%	2.090.144	45,05%	(2.857)	-0,08%	43.916	2,15%
Rupiah	3.623.602	96,14%	1.794.501	87,70%	3.622.172	96,18%	1.833.856	87,74%	(1.430)	-0,04%	39.356	2,19%
Valas	145.338	3,86%	251.728	12,30%	143.911	3,82%	256.288	12,26%	(1.427)	-0,98%	4.561	1,81%
Sertifikat Deposito	30	0,00%	81	0,00%	43	0,00%	975	0,02%	13	43,33%	894	1097,37%
Rupiah	30	100,00%	81	100,00%	43	100,00%	975	100,00%	13	43,33%	894	1097,37%
Valas	-	0,00%	-	0,00%	-	0,00%	-	0,00%	0	0,00%	0	0,00%
Total	190.095.924	100,00%	4.590.743	100,00%	193.326.073	100,00%	4.639.811	100,00%	3.230.149	1,70%	49.068	1,07%
Rupiah	189.031.356	99,44%	3.902.179	85,00%	192.263.698	99,45%	3.949.519	85,12%	3.232.342	1,71%	47.340	1,21%
Valas	1.064.568	0,56%	688.564	15,00%	1.062.375	0,55%	690.292	14,88%	(2.193)	-0,21%	1.728	0,25%

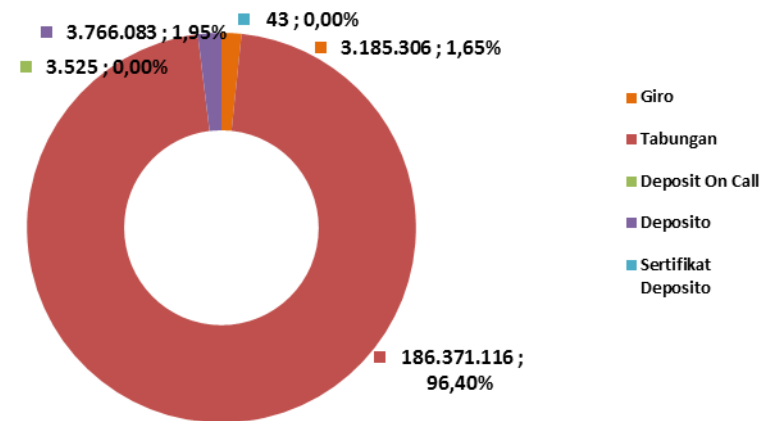
Keterangan: Prosentase simpanan pada masing-masing jenis simpanan merupakan prosentase terhadap total simpanan

2.4. Distribusi Nominal dan Rekening Dana Pihak Ketiga Berdasarkan Jenis Simpanan Oktober 2016

Grafik 3a
Distribusi Nominal DPK Berdasarkan Jenis Simpanan
(Rp Miliar)



Grafik 3b
Distribusi Rekening DPK Berdasarkan Jenis Simpanan



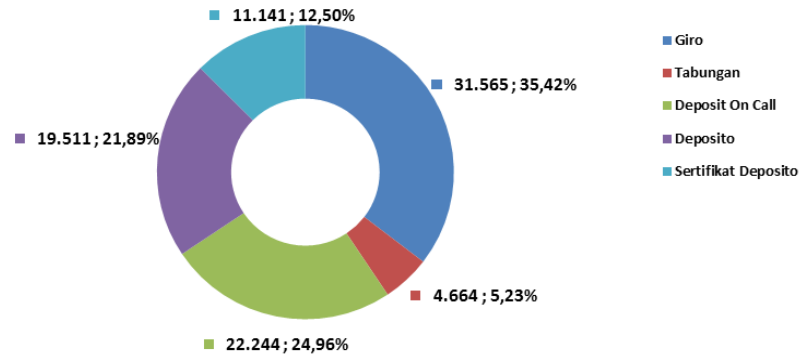
2.5. Simpanan Dari Bank Lain Berdasarkan Jenis Simpanan dan Valuta

Tabel 4												
Simpanan Dari Bank Lain Berdasarkan Jenis Simpanan dan Valuta												
Jenis Simpanan	Sep-16				Okt-16				Δ			
	Rekening	%	Nominal (Rp Miliar)	%	Rekening	%	Nominal (Rp Miliar)	%	Δ Rekening	%	Δ Nominal (Rp Miliar)	%
Giro	10.711	41,75%	31.598	39,92%	10.703	40,95%	31.565	35,42%	(8)	-0,07%	(33)	-0,10%
Rupiah	10.301	96,17%	23.757	75,19%	10.292	96,16%	23.613	74,81%	(9)	-0,09%	(144)	-0,61%
Valas	410	3,83%	7.841	24,81%	411	3,84%	7.952	25,19%	1	0,24%	111	1,42%
Tabungan	6.239	24,32%	4.460	5,64%	6.390	24,45%	4.664	5,23%	151	2,42%	203	4,56%
Rupiah	6.225	99,78%	4.453	99,83%	6.376	99,78%	4.651	99,72%	151	2,43%	198	4,45%
Valas	14	0,22%	8	0,17%	14	0,22%	13	0,28%	0	0,00%	5	66,20%
Deposit on Call	164	0,64%	17.922	22,64%	216	0,83%	22.244	24,96%	52	31,71%	4.322	24,12%
Rupiah	163	99,39%	17.661	98,54%	216	100,00%	22.244	100,00%	53	32,52%	4.583	25,95%
Valas	1	0,61%	261	1,46%	-	0,00%	-	0,00%	(1)	-1,92%	(261)	-6,04%
Deposito	8.455	32,96%	19.199	24,26%	8.666	33,16%	19.511	21,89%	211	2,50%	313	1,63%
Rupiah	8.447	99,91%	18.540	96,57%	8.657	99,90%	18.820	96,46%	210	2,49%	280	1,51%
Valas	8	0,09%	658	3,43%	9	0,10%	691	3,54%	1	12,50%	32	4,93%
Sertifikat Deposito	86	0,34%	5.966	7,54%	161	0,62%	11.141	12,50%	75	0,08%	5.175	86,74%
Rupiah	86	100,00%	5.966	100,00%	161	100,00%	11.141	0,00%	75	0,00%	5.175	86,74%
Valas	-	0,00%	-	0,00%	-	0,00%	-	0,00%	0	0,00%	0	0,00%
Total	25.655	100,00%	79.145	100,00%	26.136	100,00%	89.125	100,00%	481	1,87%	9.980	12,61%
Rupiah	25.222	98,31%	70.377	88,92%	25.702	98,34%	80.469	90,29%	480	1,90%	10.092	14,34%
Valas	433	1,69%	8.768	11,08%	434	1,66%	8.656	9,71%	1	0,23%	(112)	-1,28%

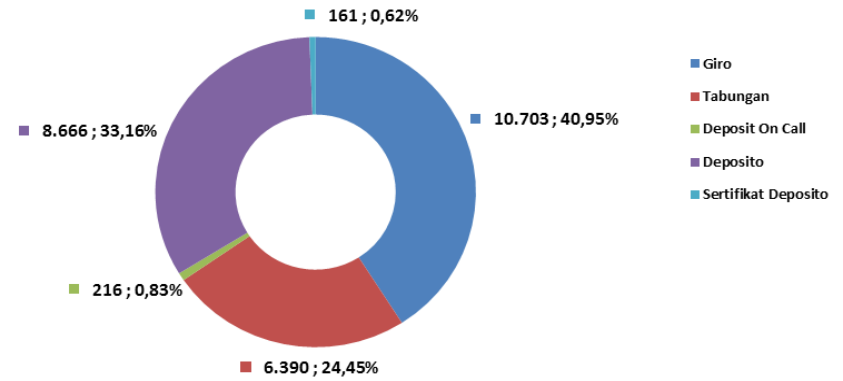
Keterangan: Prosentase simpanan pada masing-masing jenis simpanan merupakan prosentase terhadap total simpanan

2.6. Distribusi Nominal dan Rekening Simpanan dari Bank Lain Berdasarkan Jenis Simpanan September 2016

Grafik 4a
Distribusi Nominal Simpanan dari Bank Lain
Berdasarkan Jenis Simpanan
(Rp Miliar)



Grafik 4b
Distribusi Rekening Simpanan dari Bank Lain
Berdasarkan Jenis Simpanan



3. DISTRIBUSI SIMPANAN BERDASARKAN SEGMENT NOMINAL SIMPANAN

3.1. Total Simpanan Berdasarkan Segment Nominal dan Valuta

Tabel 5 Total Simpanan Berdasarkan Segment Nominal dan Valuta												
Nominal Simpanan	Sep-16				Okt-16				Δ			
	Rekening	%	Nominal (Rp Miliar)	%	Rekening	%	Nominal (Rp Miliar)	%	Δ Rekening	%	Δ Nominal (Rp Miliar)	%
N ≤ 100 Jt	186.040.024	97,85%	673.000	14,41%	189.257.866	97,88%	673.931	14,25%	3.217.842	1,73%	931	0,14%
Rupiah	185.271.213	99,59%	659.352	97,97%	188.489.538	99,59%	660.290	97,98%	3.218.325	1,74%	937	0,14%
Valas	768.811	0,41%	13.647	2,03%	768.328	0,41%	13.641	2,02%	(483)	-0,06%	(6)	-0,04%
100 Jt < N ≤ 200 Jt	1.856.020	0,98%	260.570	5,58%	1.863.842	0,96%	261.731	5,53%	7.822	0,42%	1.161	0,45%
Rupiah	1.752.094	94,40%	245.809	94,34%	1.760.514	94,46%	247.042	94,39%	8.420	0,48%	1.233	0,50%
Valas	103.926	5,60%	14.761	5,66%	103.328	5,54%	14.689	5,61%	(598)	-0,58%	(72)	-0,49%
200 Jt < N ≤ 500 Jt	1.246.045	0,66%	401.680	8,60%	1.249.732	0,65%	402.797	8,52%	3.687	0,30%	1.117	0,28%
Rupiah	1.155.824	92,76%	373.036	92,87%	1.159.933	92,81%	374.312	92,93%	4.109	0,36%	1.276	0,34%
Valas	90.221	7,24%	28.644	7,13%	89.799	7,19%	28.485	7,07%	(422)	-0,47%	(159)	-0,55%
500 Jt < N ≤ 1 M	503.332	0,26%	370.181	7,93%	504.369	0,26%	370.377	7,83%	1.037	0,21%	197	0,05%
Rupiah	458.685	91,13%	339.097	91,60%	459.971	91,20%	339.480	91,66%	1.286	0,28%	384	0,11%
Valas	44.647	8,87%	31.084	8,40%	44.398	8,80%	30.897	8,34%	(249)	-0,56%	(187)	-0,60%
1 M < N ≤ 2 M	249.210	0,13%	355.045	7,60%	248.252	0,13%	353.626	7,48%	(958)	-0,38%	(1.419)	-0,40%
Rupiah	222.273	89,19%	317.572	89,45%	221.562	89,25%	316.538	89,51%	(711)	-0,32%	(1.034)	-0,33%
Valas	26.937	10,81%	37.473	10,55%	26.690	10,75%	37.088	10,49%	(247)	-0,92%	(385)	-1,03%
2 M < N ≤ 5 M	147.003	0,08%	458.106	9,81%	147.136	0,08%	458.790	9,70%	133	0,09%	684	0,15%
Rupiah	131.155	89,22%	409.069	89,30%	131.561	89,41%	410.555	89,49%	406	0,31%	1.486	0,36%
Valas	15.848	10,78%	49.037	10,70%	15.575	10,59%	48.235	10,51%	(273)	-1,72%	(803)	-1,64%
N > 5 M	79.945	0,04%	2.151.307	46,07%	81.012	0,04%	2.207.683	46,68%	1.067	1,33%	56.377	2,62%
Rupiah	65.334	81,72%	1.628.620	75,70%	66.321	81,87%	1.681.771	76,18%	987	1,51%	53.151	3,26%
Valas	14.611	18,28%	522.687	24,30%	14.691	18,13%	525.912	23,82%	80	0,55%	3.225	0,62%
Total	190.121.579	100,00%	4.669.888	100,00%	193.352.209	100,00%	4.728.935	100,00%	3.230.630	1,70%	59.047	1,26%
Rupiah	189.056.578	99,44%	3.972.555	85,07%	192.289.400	99,45%	4.029.988	85,22%	3.232.822	1,71%	57.433	1,45%
Valas	1.065.001	0,56%	697.333	14,93%	1.062.809	0,55%	698.947	14,78%	(2.192)	-0,21%	1.614	0,23%

Keterangan: Prosentase simpanan pada masing-masing segment nominal simpanan merupakan prosentase terhadap total simpanan

3.2. Dana Pihak Ketiga Berdasarkan Segmen Nominal dan Valuta

Tabel 6												
DPK Berdasarkan Segmen Nominal dan Valuta												
Nominal Simpanan	Sep-16				Okt-16				Δ			
	Rekening	%	Nominal (Rp Miliar)	%	Rekening	%	Nominal (Rp Miliar)	%	Δ Rekening	%	Δ Nominal (Rp Miliar)	%
N ≤ 100 Jt	186.029.148	97,86%	672.661	14,65%	189.246.942	97,89%	673.650	14,52%	3.217.794	1,73%	990	0,15%
Rupiah	185.260.467	99,59%	659.017	97,97%	188.478.740	99,59%	660.011	97,98%	3.218.273	1,74%	994	0,15%
Valas	768.681	0,41%	13.644	2,03%	768.202	0,41%	13.639	2,02%	(479)	-0,06%	(5)	-0,03%
100 Jt < N ≤ 200 Jt	1.853.369	0,97%	260.180	5,67%	1.861.139	0,96%	261.337	5,63%	7.770	0,42%	1.157	0,44%
Rupiah	1.749.476	94,39%	245.424	94,33%	1.757.844	94,45%	246.653	94,38%	8.368	0,48%	1.228	0,50%
Valas	103.893	5,61%	14.756	5,67%	103.295	5,55%	14.684	5,62%	(598)	-0,58%	(72)	-0,49%
200 Jt < N ≤ 500 Jt	1.242.021	0,65%	400.234	8,72%	1.245.668	0,64%	401.326	8,65%	3.647	0,29%	1.091	0,27%
Rupiah	1.151.832	92,74%	371.601	92,85%	1.155.905	92,79%	372.852	92,91%	4.073	0,35%	1.251	0,34%
Valas	90.189	7,26%	28.633	7,15%	89.763	7,21%	28.473	7,09%	(426)	-0,47%	(160)	-0,56%
500 Jt < N ≤ 1 M	500.124	0,26%	367.531	8,01%	501.019	0,26%	367.618	7,92%	895	0,18%	87	0,02%
Rupiah	455.498	91,08%	336.463	91,55%	456.646	91,14%	336.740	91,60%	1.148	0,25%	277	0,08%
Valas	44.626	8,92%	31.069	8,45%	44.373	8,86%	30.879	8,40%	(253)	-0,57%	(190)	-0,61%
1 M < N ≤ 2 M	247.185	0,13%	351.969	7,67%	246.246	0,13%	350.570	7,56%	(939)	-0,38%	(1.399)	-0,40%
Rupiah	220.284	89,12%	314.545	89,37%	219.584	89,17%	313.521	89,43%	(700)	-0,32%	(1.024)	-0,33%
Valas	26.901	10,88%	37.424	10,63%	26.662	10,83%	37.049	10,57%	(239)	-0,89%	(375)	-1,00%
2 M < N ≤ 5 M	145.495	0,08%	452.989	9,87%	145.586	0,08%	453.579	9,78%	91	0,06%	590	0,13%
Rupiah	129.680	89,13%	404.056	89,20%	130.052	89,33%	405.469	89,39%	372	0,29%	1.413	0,35%
Valas	15.815	10,87%	48.933	10,80%	15.534	10,67%	48.110	10,61%	(281)	-1,78%	(823)	-1,68%
N > 5 M	78.582	0,04%	2.085.178	45,42%	79.473	0,04%	2.131.731	45,94%	891	1,13%	46.552	2,23%
Rupiah	64.119	81,60%	1.571.073	75,34%	64.927	81,70%	1.614.273	75,73%	808	1,26%	43.201	2,75%
Valas	14.463	18,40%	514.106	24,66%	14.546	18,30%	517.457	24,27%	83	0,57%	3.352	0,65%
Total	190.095.924	100,00%	4.590.743	100,00%	193.326.073	100,00%	4.639.811	100,00%	3.230.149	1,70%	49.068	1,07%
Rupiah	189.031.356	99,44%	3.902.179	85,00%	192.263.698	99,45%	3.949.519	85,12%	3.232.342	1,71%	47.340	1,21%
Valas	1.064.568	0,56%	688.564	15,00%	1.062.375	0,55%	690.292	14,88%	(2.193)	-0,21%	1.728	0,25%

Keterangan: Prosentase simpanan pada masing-masing segmen nominal simpanan merupakan prosentase terhadap total simpanan

3.3. Simpanan dari Bank Lain Berdasarkan Segmen Nominal dan Valuta

Tabel 7 Simpanan Dari Bank Lain Berdasarkan Segmen Nominal dan Valuta												
Nominal Simpanan	Sep-16				Okt-16				Δ			
	Rekening	%	Nominal (Rp Miliar)	%	Rekening	%	Nominal (Rp Miliar)	%	Δ Rekening	%	Δ Nominal (Rp Miliar)	%
N ≤ 100 Jt	10.876	42,39%	338	0,43%	10.924	41,80%	280	0,31%	48	0,44%	(58)	-17,04%
Rupiah	10.746	98,80%	336	99,30%	10.798	98,85%	278	99,23%	52	0,48%	(57)	-17,10%
Valas	130	1,20%	2	0,70%	126	1,15%	2	0,77%	(4)	-3,08%	(0)	-8,72%
100 Jt < N ≤ 200 Jt	2.651	10,33%	390	0,49%	2.703	10,34%	394	0,44%	52	1,96%	5	1,21%
Rupiah	2.618	98,76%	385	98,75%	2.670	98,78%	390	98,74%	52	1,99%	5	1,20%
Valas	33	1,24%	5	1,25%	33	1,22%	5	1,26%	0	0,00%	0	1,97%
200 Jt < N ≤ 500 Jt	4.024	15,69%	1.446	1,83%	4.064	15,55%	1.471	1,65%	40	0,99%	25	1,76%
Rupiah	3.992	99,20%	1.435	99,22%	4.028	99,11%	1.459	99,17%	36	0,90%	25	1,71%
Valas	32	0,80%	11	0,78%	36	0,89%	12	0,83%	4	12,50%	1	7,70%
500 Jt < N ≤ 1 M	3.208	12,50%	2.649	3,35%	3.350	12,82%	2.759	3,10%	142	4,43%	110	4,14%
Rupiah	3.187	99,35%	2.634	99,42%	3.325	99,25%	2.741	99,34%	138	4,33%	107	4,06%
Valas	21	0,65%	15	0,58%	25	0,75%	18	0,66%	4	19,05%	3	17,90%
1 M < N ≤ 2 M	2.025	7,89%	3.075	3,89%	2.006	7,68%	3.055	3,43%	(19)	-0,94%	(20)	-0,65%
Rupiah	1.989	98,22%	3.027	98,42%	1.978	98,60%	3.017	98,74%	(11)	-0,55%	(10)	-0,33%
Valas	36	1,78%	48	1,58%	28	1,40%	39	1,26%	(8)	-22,22%	(10)	-20,61%
2 M < N ≤ 5 M	1.508	5,88%	5.117	6,47%	1.550	5,93%	5.211	5,85%	42	2,79%	94	1,84%
Rupiah	1.475	97,81%	5.013	97,96%	1.509	97,35%	5.087	97,60%	34	2,31%	74	1,47%
Valas	33	2,19%	104	2,04%	41	2,65%	125	2,40%	8	24,24%	21	19,72%
N > 5 M	1.363	5,31%	66.129	83,55%	1.539	5,89%	75.953	85,22%	176	12,91%	9.824	14,86%
Rupiah	1.215	89,14%	57.548	87,02%	1.394	90,58%	67.498	88,87%	179	14,73%	9.950	17,29%
Valas	148	10,86%	8.581	12,98%	145	9,42%	8.455	11,13%	(3)	-2,03%	(126)	-1,47%
Total	25.655	100,00%	79.145	100,00%	26.136	100,00%	89.125	100,00%	481	1,87%	9.980	12,61%
Rupiah	25.222	98,31%	70.377	88,92%	25.702	98,34%	80.469	90,29%	480	1,90%	10.092	14,34%
Valas	433	1,69%	8.768	11,08%	434	1,66%	8.656	9,71%	1	0,23%	(112)	-1,28%

Keterangan: Prosentase simpanan pada masing-masing segmen nominal simpanan merupakan prosentase terhadap total simpanan

4. DISTRIBUSI SIMPANAN BERDASARKAN BESARAN NILAI SIMPANAN DAN VALUTA

4.1. Total Simpanan Berdasarkan Besaran Nilai Simpanan dan Valuta

Tabel 8												
Total Simpanan Berdasarkan Besaran Nilai Simpanan dan Valuta												
Nominal Simpanan	Sep-16				Okt-16				Δ			
	Rekening	%	Nominal (Rp Miliar)	%	Rekening	%	Nominal (Rp Miliar)	%	Δ Rekening	%	Δ Nominal (Rp Miliar)	%
N ≤ 2 M	189.894.631	99,88%	2.060.474	44,12%	193.124.061	99,88%	2.062.462	43,61%	3.229.430	1,70%	1.988	0,10%
Rupiah	188.860.089	99,46%	1.934.866	93,90%	192.091.518	99,47%	1.937.661	93,95%	3.231.429	1,71%	2.795	0,14%
Valas	1.034.542	0,54%	125.608	6,10%	1.032.543	0,53%	124.800	6,05%	(1.999)	-0,19%	(807)	-0,64%
N > 2 M	226.948	0,12%	2.609.414	55,88%	228.148	0,12%	2.666.474	56,39%	1.200	0,53%	57.060	2,19%
Rupiah	196.489	86,58%	2.037.689	78,09%	197.882	86,73%	2.092.327	78,47%	1.393	0,71%	54.637	2,68%
Valas	30.459	13,42%	571.724	21,91%	30.266	13,27%	574.147	21,53%	(193)	-0,63%	2.423	0,42%
Total	190.121.579	100,00%	4.669.888	100,00%	193.352.209	100,00%	4.728.935	100,00%	3.230.630	1,70%	59.048	1,26%
Rupiah	189.056.578	99,44%	3.972.555	85,07%	192.289.400	99,45%	4.029.988	85,22%	3.232.822	1,71%	57.433	1,45%
Valas	1.065.001	0,56%	697.332	14,93%	1.062.809	0,55%	698.947	14,78%	(2.192)	-0,21%	1.615	0,23%

Keterangan: Prosentase simpanan pada masing-masing segmen nominal simpanan meruakan prosentase terhadap total simpanan

4.2. Dana Pihak Ketiga Berdasarkan Besaran Nilai Simpanan dan Valuta

Tabel 9												
DPK Berdasarkan Besaran Nilai Simpanan dan Valuta												
Nominal Simpanan	Sep-16				Okt-16				Δ			
	Rekening	%	Nominal (Rp Miliar)	%	Rekening	%	Nominal (Rp Miliar)	%	Δ Rekening	%	Δ Nominal (Rp Miliar)	%
N ≤ 2 M	189.871.847	99,88%	2.052.575	44,71%	193.101.014	99,88%	2.054.501	44,28%	3.229.167	1,70%	1.926	0,09%
Rupiah	188.837.557	99,46%	1.927.050	93,88%	192.068.719	99,47%	1.929.777	93,93%	3.231.162	1,71%	2.727	0,14%
Valas	1.034.290	0,54%	125.525	6,12%	1.032.295	0,53%	124.724	6,07%	(1.995)	-0,19%	(801)	-0,64%
N > 2 M	224.077	0,12%	2.538.168	55,29%	225.059	0,12%	2.585.310	55,72%	982	0,44%	47.142	1,86%
Rupiah	193.799	86,49%	1.975.129	77,82%	194.979	86,63%	2.019.742	78,12%	1.180	0,61%	44.614	2,26%
Valas	30.278	13,51%	563.039	22,18%	30.080	13,37%	565.567	21,88%	(198)	-0,65%	2.528	0,45%
Total	190.095.924	100,00%	4.590.743	100,00%	193.326.073	100,00%	4.639.811	100,00%	3.230.149	1,70%	49.068	1,07%
Rupiah	189.031.356	99,44%	3.902.179	85,00%	192.263.698	99,45%	3.949.519	85,12%	3.232.342	1,71%	47.340	1,21%
Valas	1.064.568	0,56%	688.564	15,00%	1.062.375	0,55%	690.292	14,88%	(2.193)	-0,21%	1.728	0,25%

Keterangan: Prosentase simpanan pada masing-masing segmen nominal simpanan merupakan prosentase terhadap total simpanan

4.3. Dana Pihak Ketiga Berdasarkan Besaran Nilai Simpanan dan Valuta

Tabel 10												
Simpanan Dari Bank Lain Berdasarkan Besaran Nilai Simpanan dan Valuta												
Nominal Simpanan	Sep-16				Okt-16				Δ			
	Rekening	%	Nominal (Rp Miliar)	%	Rekening	%	Nominal (Rp Miliar)	%	Δ Rekening	%	Δ Nominal (Rp Miliar)	%
N ≤ 2 M	22.784	88,81%	7.898	9,98%	23.047	88,18%	7.961	8,93%	263	1,15%	62	0,79%
Rupiah	22.532	98,89%	7.816	98,96%	22.799	98,92%	7.885	99,05%	267	1,18%	69	0,88%
Valas	252	1,11%	82	1,04%	248	1,08%	76	0,95%	(4)	-1,59%	(6)	-7,86%
N > 2 M	2.871	11,19%	71.246	90,02%	3.089	11,82%	81.164	91,07%	218	7,59%	9.918	13,92%
Rupiah	2.690	93,70%	62.561	87,81%	2.903	93,98%	72.584	89,43%	213	7,92%	10.023	16,02%
Valas	181	6,30%	8.685	12,19%	186	6,02%	8.580	10,57%	5	2,76%	(106)	-1,22%
Total	25.655	100,00%	79.145	100,00%	26.136	100,00%	89.125	100,00%	481	1,87%	9.980	12,61%
Rupiah	25.222	98,31%	70.377	88,92%	25.702	98,34%	80.469	90,29%	480	1,90%	10.092	14,34%
Valas	433	1,69%	8.768	11,08%	434	1,66%	8.656	9,71%	1	0,23%	(112)	-1,28%

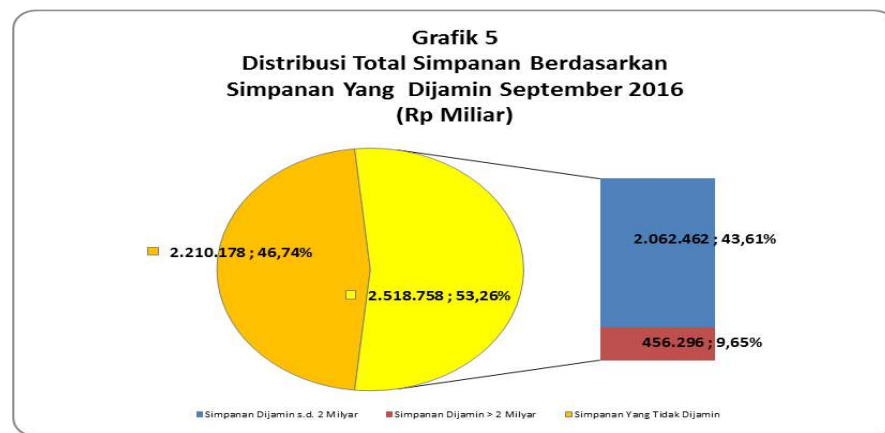
Keterangan: Prosentase simpanan pada masing-masing segmen nominal simpanan merupakan prosentase terhadap total simpanan

5. DISTRIBUSI DANA PIHAK KETIGA DAN SIMPANAN DARI BANK LAIN YANG DIJAMIN

5.1. Total Simpanan dan Distribusi Total Simpanan Berdasarkan Simpanan yang Dijamin dan Valuta

Tabel 11												
Total Simpanan Berdasarkan Simpanan Yang Dijamin dan Valuta												
Nominal Simpanan	Sep-16				Okt-16				Δ			
	Rekening	%	Nominal (Rp Miliar)	%	Rekening	%	Nominal (Rp Miliar)	%	Δ Rekening	%	Δ Nominal (Rp Miliar)	%
N ≤ 2 M	189.894.631	99,88%	2.060.474	81,95%	193.124.061	99,88%	2.062.462	81,88%	3.229.430	1,70%	1.988	0,10%
Rupiah	188.860.089	99,46%	1.934.866	93,90%	192.091.518	99,47%	1.937.661	93,95%	3.231.429	1,71%	2.795	0,14%
Valas	1.034.542	0,54%	125.608	6,10%	1.032.543	0,53%	124.800	6,05%	(1.999)	-0,19%	(807)	-0,64%
N > 2 M	226.948	0,12%	453.896	18,05%	228.148	0,12%	456.296	18,12%	1.200	0,53%	2.400	0,53%
Rupiah	196.489	86,58%	392.978	86,58%	197.882	86,73%	395.764	86,73%	1.393	0,71%	2.786	0,71%
Valas	30.459	13,42%	60.918	13,42%	30.266	13,27%	60.532	13,27%	(193)	-0,63%	(386)	-0,63%
Total	190.121.579	100,00%	2.514.370	100,00%	193.352.209	100,00%	2.518.758	100,00%	3.230.630	1,70%	4.388	0,17%
Rupiah	189.056.578	99,44%	2.327.844	92,58%	192.289.400	99,45%	2.333.425	92,64%	3.232.822	1,71%	5.581	0,24%
Valas	1.065.001	0,56%	186.526	7,42%	1.062.809	0,55%	185.332	7,36%	(2.192)	-0,21%	(1.193)	-0,64%

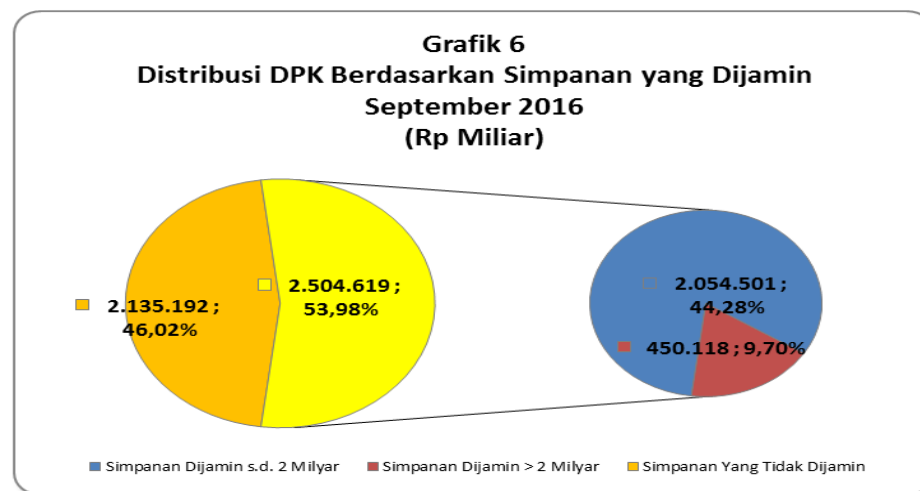
Keterangan: Prosentase simpanan pada masing-masing segmen nominal simpanan merupakan prosentase terhadap total simpanan



5.2. Dana Pihak Ketiga Berdasarkan Simpanan yang Dijamin dan Valuta

Tabel 12												
DPK berdasarkan Simpanan yang Dijamin dan Valuta												
Nominal Simpanan	Sep-16				Okt-16				Δ			
	Rekening	%	Nominal (Rp Miliar)	%	Rekening	%	Nominal (Rp Miliar)	%	Δ Rekening	%	Δ Nominal (Rp Miliar)	%
N ≤ 2 M	189.871.847	99,88%	2.052.575	82,08%	193.101.014	99,88%	2.054.501	82,03%	3.229.167	1,70%	1.926	0,09%
Rupiah	188.837.557	99,46%	1.927.050	93,88%	192.068.719	99,47%	1.929.777	93,93%	3.231.162	1,71%	2.727	0,14%
Valas	1.034.290	0,54%	125.525	6,12%	1.032.295	0,53%	124.724	6,07%	(1.995)	-0,19%	(801)	-0,64%
N > 2 M	224.077	0,12%	448.154	17,92%	225.059	0,12%	450.118	17,97%	982	0,44%	1.964	0,44%
Rupiah	193.799	86,49%	387.598	86,49%	194.979	86,63%	389.958	86,63%	1.180	0,61%	2.360	0,61%
Valas	30.278	13,51%	60.556	13,51%	30.080	13,37%	60.160	13,37%	(198)	-0,65%	(396)	-0,65%
Total	190.095.924	100,00%	2.500.729	100,00%	193.326.073	100,00%	2.504.619	100,00%	3.230.149	1,70%	3.890	0,16%
Rupiah	189.031.356	99,44%	2.314.648	92,56%	192.263.698	99,45%	2.319.735	92,62%	3.232.342	1,71%	5.087	0,22%
Valas	1.064.568	0,56%	186.081	7,44%	1.062.375	0,55%	184.884	7,38%	(2.193)	-0,21%	(1.197)	-0,64%

Keterangan: Prosentase simpanan pada masing-masing segmen nominal simpanan merupakan prosentase terhadap total simpanan



5.3. Simpanan dari Bank Lain Berdasarkan Simpanan yang Dijamin dan Valuta

Tabel 13 Simpanan Dari Bank Lain Berdasarkan Simpanan Yang Dijamin dan Valuta												
Nominal Simpanan	Sep-16				Okt-16				Δ			
	Rekening	%	Nominal (Rp Miliar)	%	Rekening	%	Nominal (Rp Miliar)	%	Δ Rekening	%	Δ Nominal (Rp Miliar)	%
N ≤ 2 M	22.784	88,81%	7.898	57,90%	23.047	88,18%	7.961	56,30%	263	1,15%	62	0,79%
Rupiah	22.532	98,89%	7.816	98,96%	22.799	98,92%	7.885	99,05%	267	1,18%	69	0,88%
Valas	252	1,11%	82	1,04%	248	1,08%	76	0,95%	(4)	-1,59%	(6)	-7,86%
N > 2 M	2.871	11,19%	5.742	42,10%	3.089	11,82%	6.178	43,69%	218	7,59%	436	7,59%
Rupiah	2.690	93,70%	5.380	93,70%	2.903	93,98%	5.806	93,98%	213	7,92%	426	7,92%
Valas	181	6,30%	362	6,30%	186	6,02%	372	6,02%	5	2,76%	10	2,76%
Total	25.655	100,00%	13.640	100,00%	26.136	100,00%	14.139	100,00%	481	1,87%	499	3,66%
Rupiah	25.222	98,31%	13.196	96,74%	25.702	98,34%	13.691	96,83%	480	1,90%	495	3,75%
Valas	433	1,69%	444	3,26%	434	1,66%	448	3,17%	1	0,23%	4	0,79%

Keterangan: Prosentase simpanan pada masing-masing segmen nominal simpanan merupakan prosentase terhadap total simpanan

